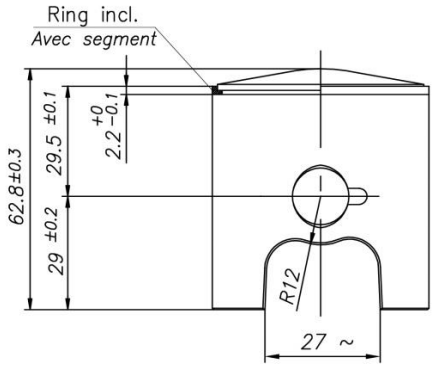
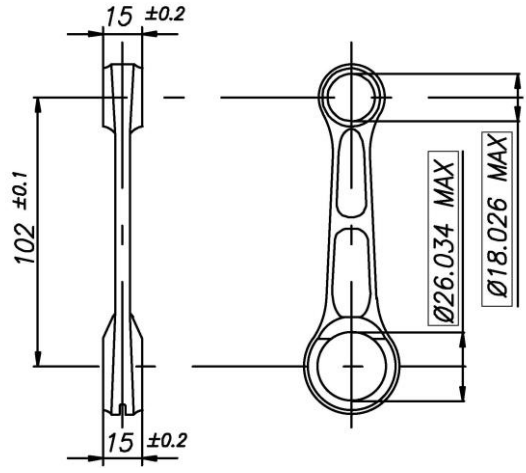
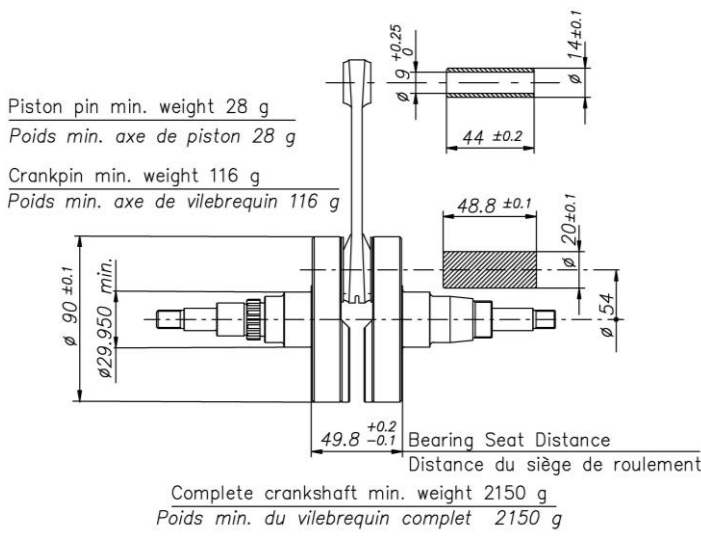
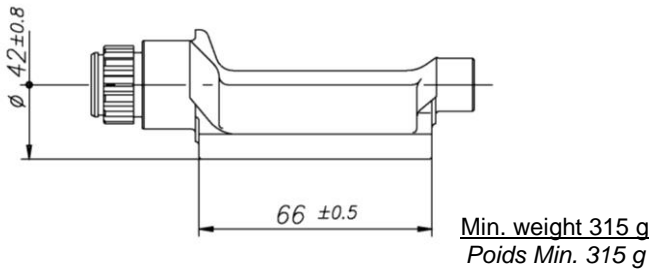
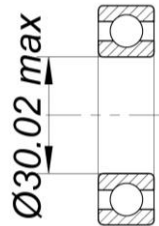
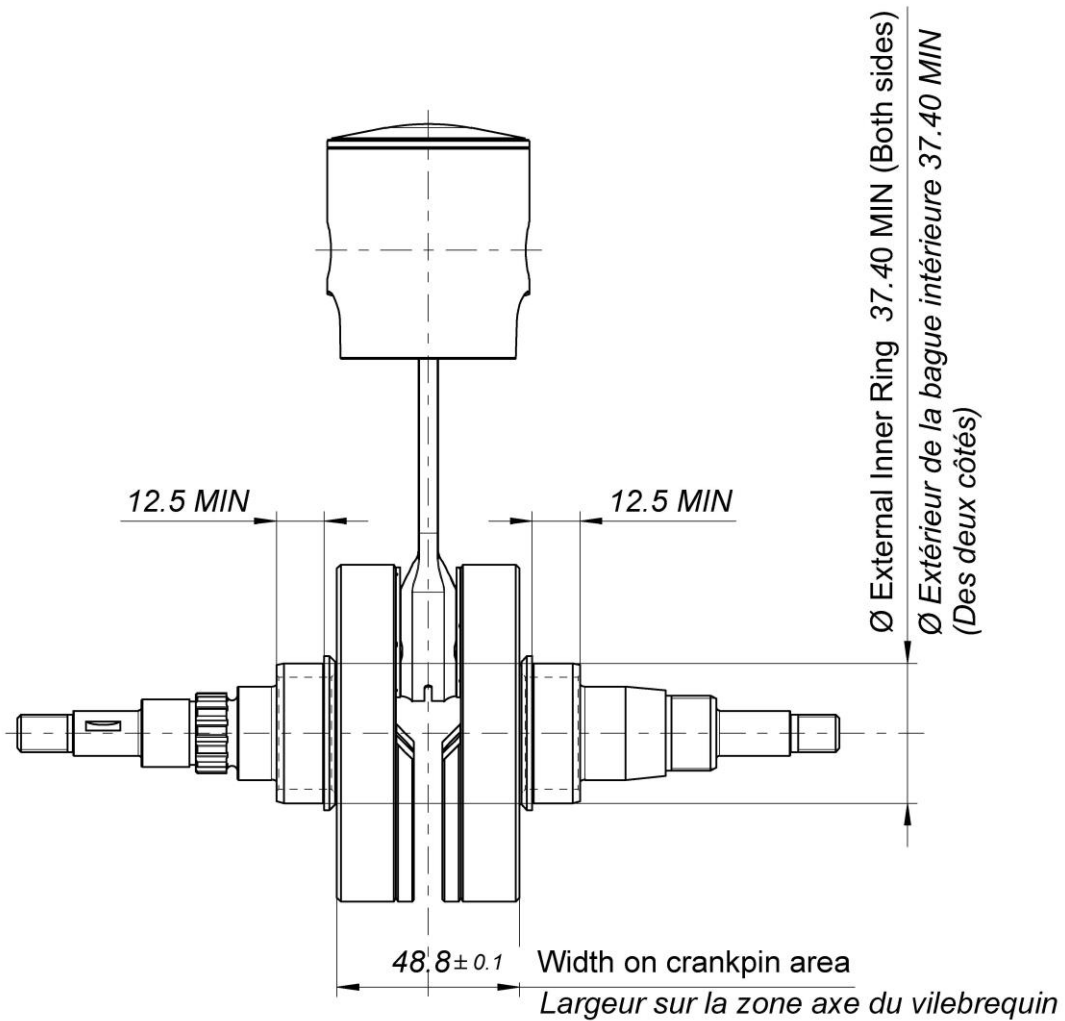


		<b>FEATURES - CARACTERISTIQUES</b>	
		Cylinder volume <i>Volume du cylindre</i>	123.67 cm <sup>3</sup>
		Bore <i>Alésage</i>	54 mm
		Max. theoretical bore <i>Alésage théorique max.</i>	54.28 mm
		Stroke <i>Course</i>	54 mm
		Cooling system <i>Système de refroidissement</i>	Water <i>À Eau</i>
		Inlet system <i>Système d' admission</i>	Reed valve <i>À clapets</i>
		Cylinder / crankcase transfers n° <i>N° de canaux cylindre / carter</i>	3 / 3
Carburetor Tillotson <i>Carburateur Tillotson</i>	HW-27A (Ø27 Venturi)	Inlet / exhaust ports number <i>N° lumières admiss. / échapp.</i>	3 / 3
Number of piston rings <i>Nombre de segments</i>	1	Combustion chamber shape <i>Forme chambre de combustion</i>	Spherical <i>Sphérique</i>
Big end conr. bearing diam. <i>Diamètre roulement tête de bielle</i>	20x26x15	Selettra or PVL ignition <i>Allumage Selettra ou PVL</i>	Digital
Crankshaft bearing diam. <i>Diamètre roulement du vilebrequin</i>	30x62x16	Distance between conrod centers <i>Longueur (entraxe) de la bielle</i>	102 mm
Small end conr. bearing diam. <i>Diamètre roulement pied de bielle</i>	14x18x17.5	RPM limiter <i>Limiteur de régime</i>	Yes <i>Oui</i>
Balancing shaft <i>Arbre d'équilibrage</i>	Yes <i>Oui</i>	Electric starter <i>Démarrreur électrique</i>	Yes <i>Oui</i>

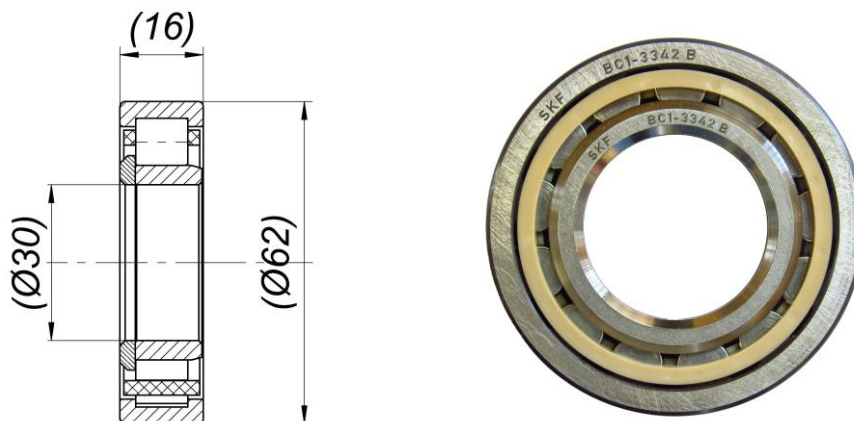
DESCRIPTION OF THE MATERIAL DESCRIPTION DES MATERIAUX		PISTON	
Conrod material <i>Matériau de la bielle</i>	Steel <i>Acier</i>	 <p>Piston min. weight (ring incl.) 128 g Poids min. piston (avec segment) 128g</p>	
Crankshaft material <i>Matériau du vilebrequin</i>	Steel <i>Acier</i>		
Balancing shaft material <i>Matériau de l'arbre d'équilibrage</i>	Steel <i>Acier</i>		
Gears material <i>Matériau des engrenages</i>	Steel <i>Acier</i>		
Starter ring material <i>Matériau de la couronne démarreur</i>	Steel <i>Acier</i>		
Head material <i>Matériau de la culasse</i>	Aluminium	DISTANCE BETWEEN CONROD CENTERS <i>ENTRAXE DE LA BIELLE</i>	
Cylinder material <i>Matériau du cylindre</i>	Aluminium	 <p>Min. weight 110 g Poids min. 110 g</p>	
Liner material <i>Matériau de la chemise</i>	Iron <i>Fonte</i>		
Crankcase material <i>Matériau du carter</i>	Aluminium		
Piston material <i>Matériau du piston</i>	Aluminium		
Piston rings material <i>Matériau des segments</i>	Iron <i>Fonte</i>		
Exhaust muffler material <i>Matériau du pot d'échappement</i>	Sheet-steel <i>Tôle acier</i>		
Ball-bearings <i>Roulements</i>	Type 6206		
CRANKSHAFT - VILEBREQUIN			BALANCING SHAFT <i>ARBRE D'EQUILIBRAGE</i>
 <p>Piston pin min. weight 28 g Poids min. axe de piston 28 g</p> <p>Crankpin min. weight 116 g Poids min. axe de vilebrequin 116 g</p> <p>Complete crankshaft min. weight 2150 g Poids min. du vilebrequin complet 2150 g</p>			 <p>Min. weight 315 g Poids Min. 315 g</p>
		CRANKSHAFT BALL BEARINGS <i>ROULEMENTS À BILLES DU VILEBREQUIN</i>	
		 <p>Ø30.02 max</p>	

**DIMENSIONS OF ALTERNATIVE CRANKSHAFT WITH ROLLER MAIN BEARINGS**  
**DIMENSIONS DU VILEBREQUIN ALTERNATIF AVEC ROULEMENTS A ROULEAUX**

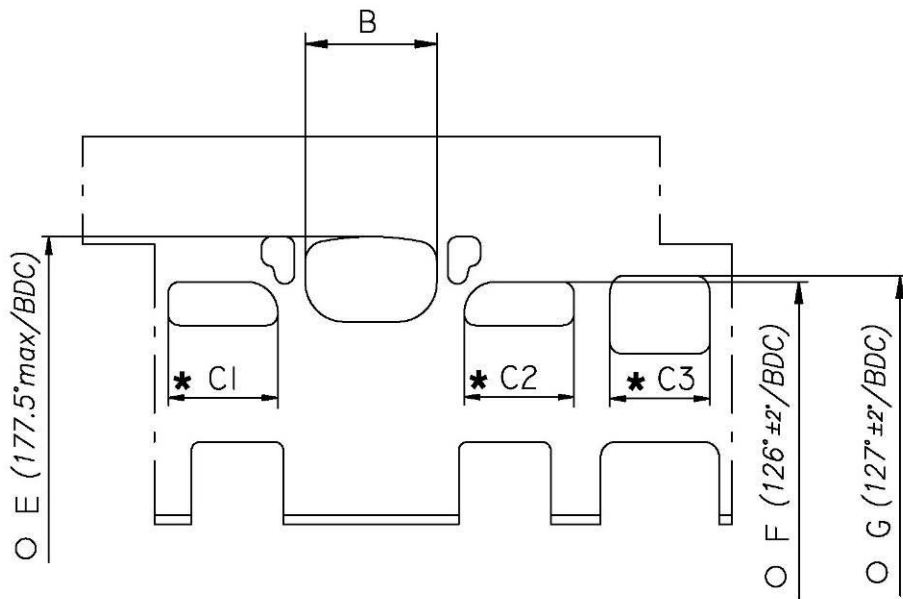


Crankshaft complete min. Weight 2220 g  
 Poids min. du vilebrequin

**ROLLER MAIN BEARING**  
**ROULEMENTS À ROULEAUX DU VILEBREQUIN**



CYLINDER DEVELOPMENT - DEVELOPPEMENT DU CYLINDRE

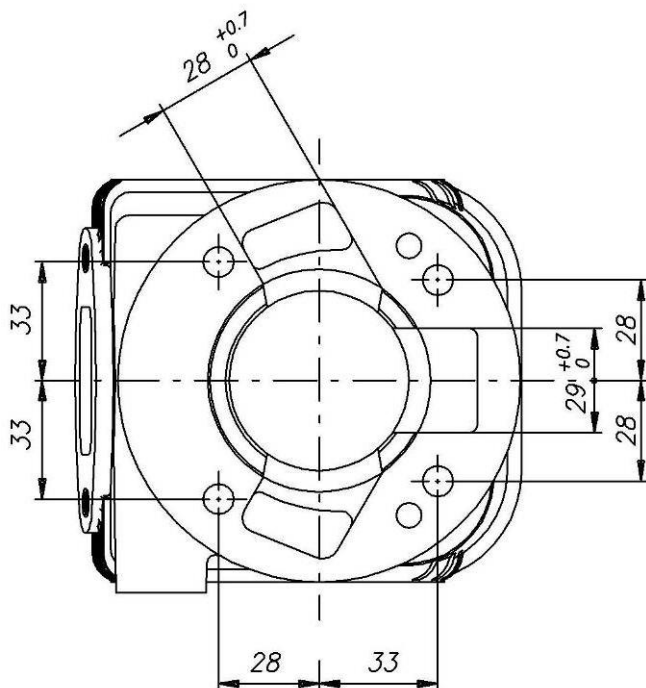


B	≤ 36.5 mm
C1 = C2	≤ 30 mm
C3	≤ 28.5 mm
E	177.5° max
F	126° ± 2°
G	127° ± 2°

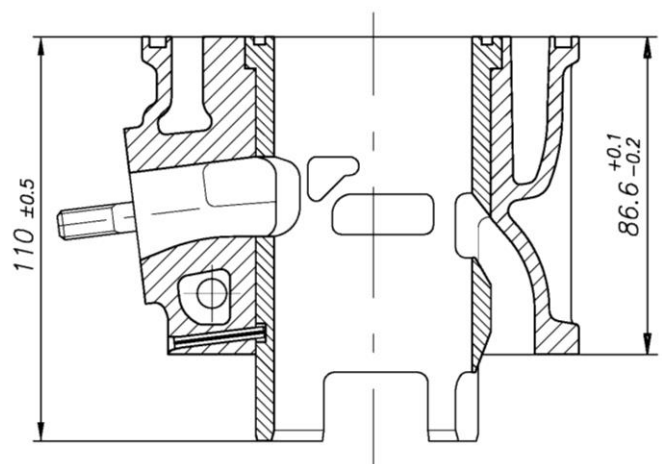
\* *CHORDAL READING*  
LECTURE CORDALE

○ *ANGULAR READING BY INSERTING A 0.2x5 mm GAUGE*  
LECTURE ANGULAIRE PAR INSERTION D'UNE CALE DE 0.2x5 mm

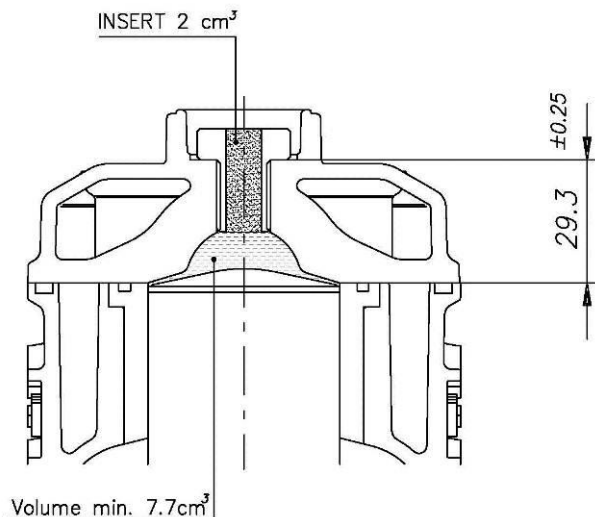
CYLINDER BASE VIEW  
VUE DE LA BASE DU CYLINDRE



CYLINDER CROSS SECTION VIEW  
VUE EN SECTION DU CYLINDRE



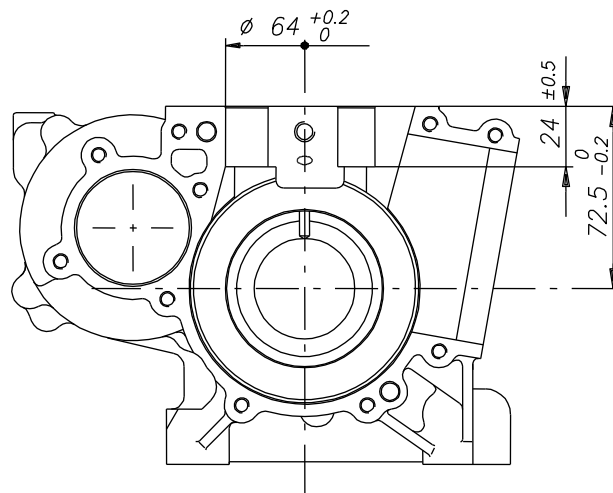
COMBUSTION CHAMBER VIEW  
VUE DE LA CHAMBRE DE COMBUSTION



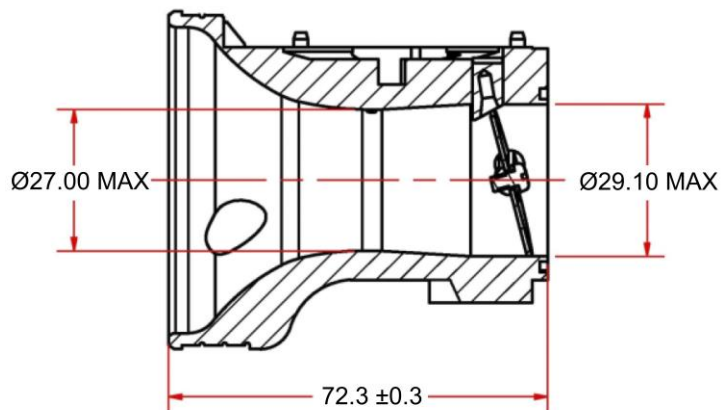
COMBUSTION CHAMBER VOLUME TOT. = 9.7 cm<sup>3</sup> min.  
VOLUME CHAMBRE COMBUSTION TOT. = 9.7 cm<sup>3</sup> min.

ATT. : SQUISH MIN. = 0.90 mm  
(measured with Ø1.5mm TIN - mesurée avec de l'étain Ø1.5mm)

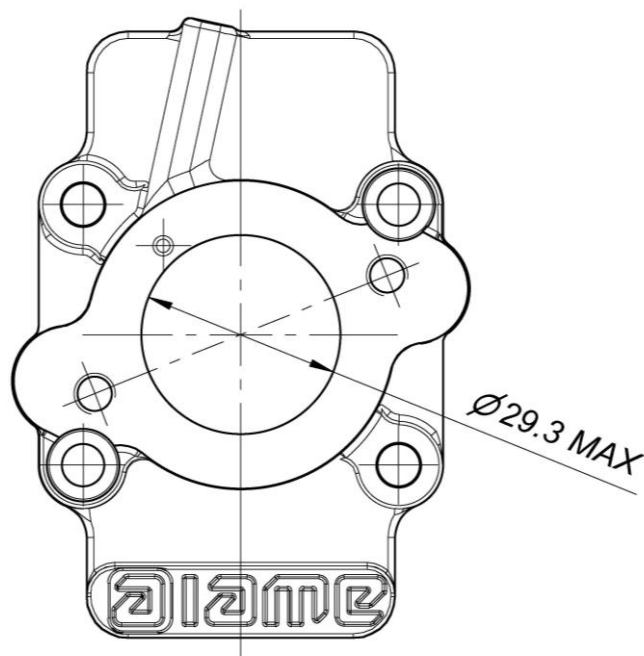
CRANKCASE INSIDE VIEW  
VUE A' L' INTERIEUR DU CARTER



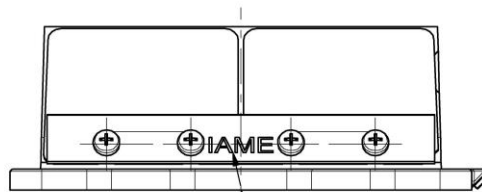
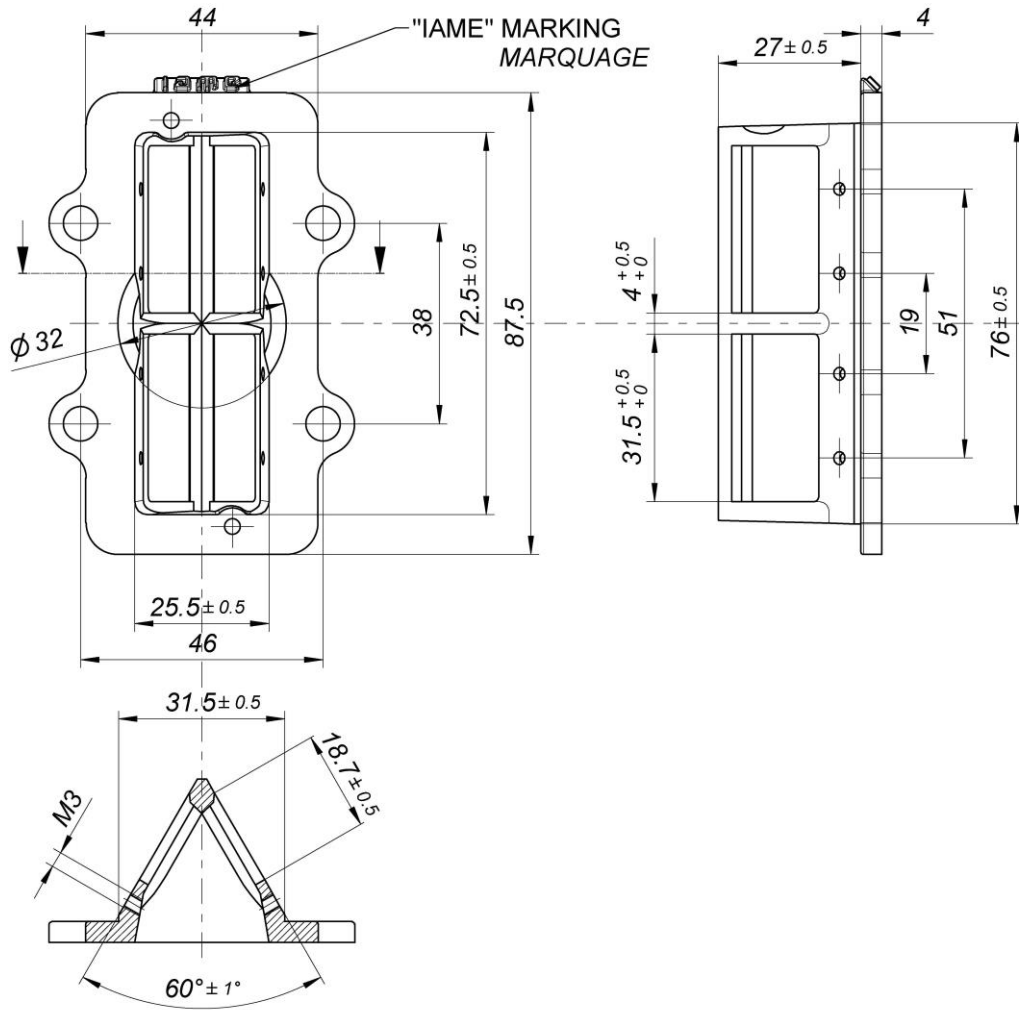
VENTURI CARB. DIMENSIONS  
DIMENSIONS DU VENTURI DU CARBURATEUR



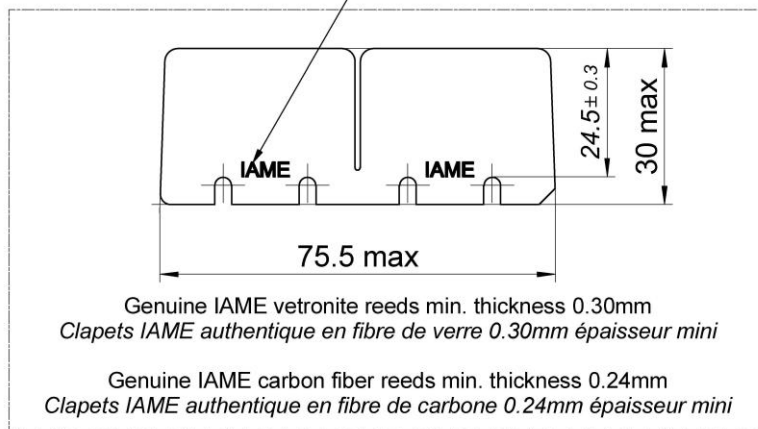
INLET CONVEYOR DIMENSIONS  
CONVOYEUR D'ADMISSION



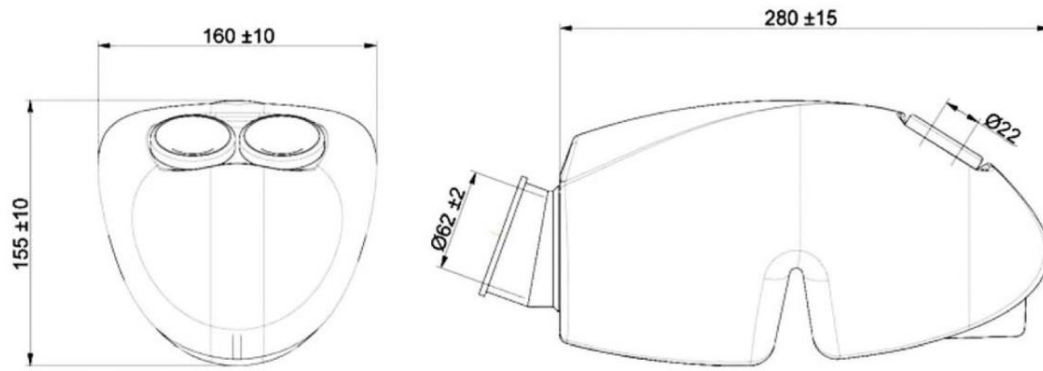
REED VALVE - DIMENSIONS AND MARKING  
 BOÎTE À CLAPETS - DIMENSIONS ET MARQUAGE



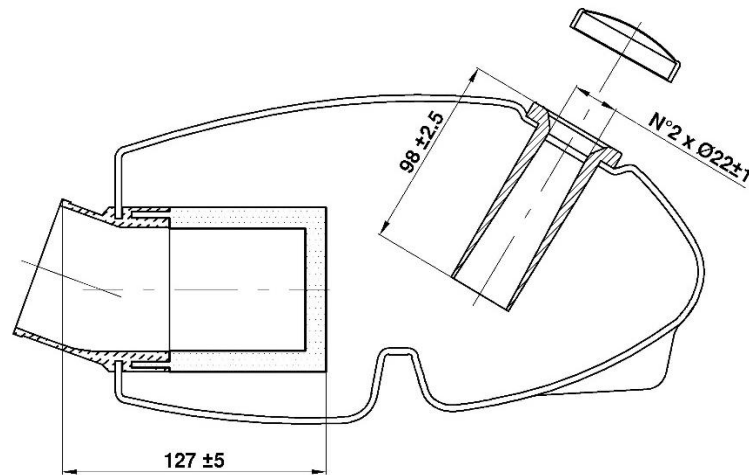
"IAME"  
 MARKING / MARQUAGE



INLET SILENCER – DRAWING  
DESSIN DU SILENCIEUX D'ASPIRATION



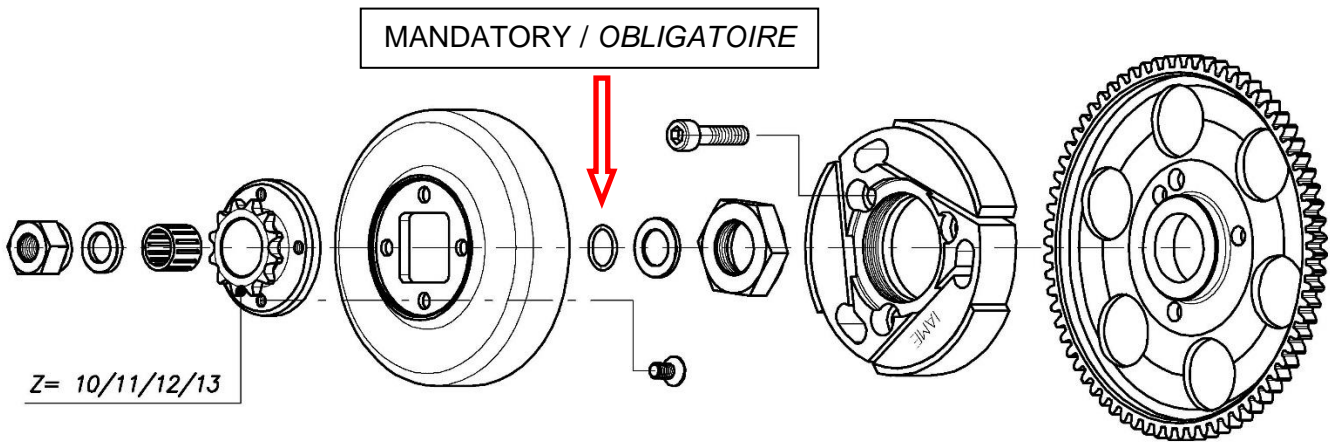
WITH SPONGE AIR FILTER  
AVEC MANCHON COMPLET ET FILTRE À AIR



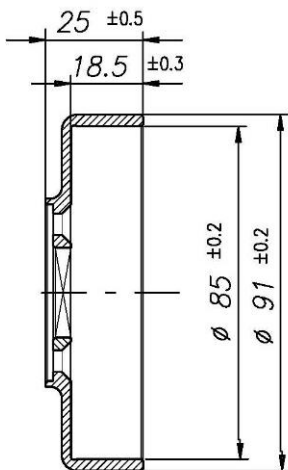
INLET SILENCER - PHOTO  
PHOTO - SILENCIEUX D'ASPIRATION



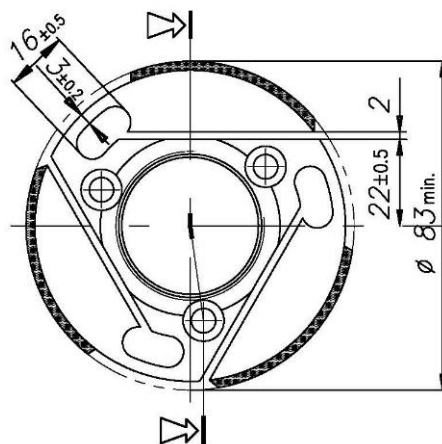
DESCRIPTION OF THE CLUTCH - DESCRIPTION DE L'EMBAYAGE



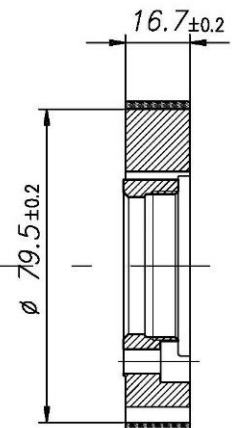
COMPONENTS OF THE CLUTCH – COMPOSANTS DE L'EMBAYAGE



Min. weight 225 g  
Poids min. 225g

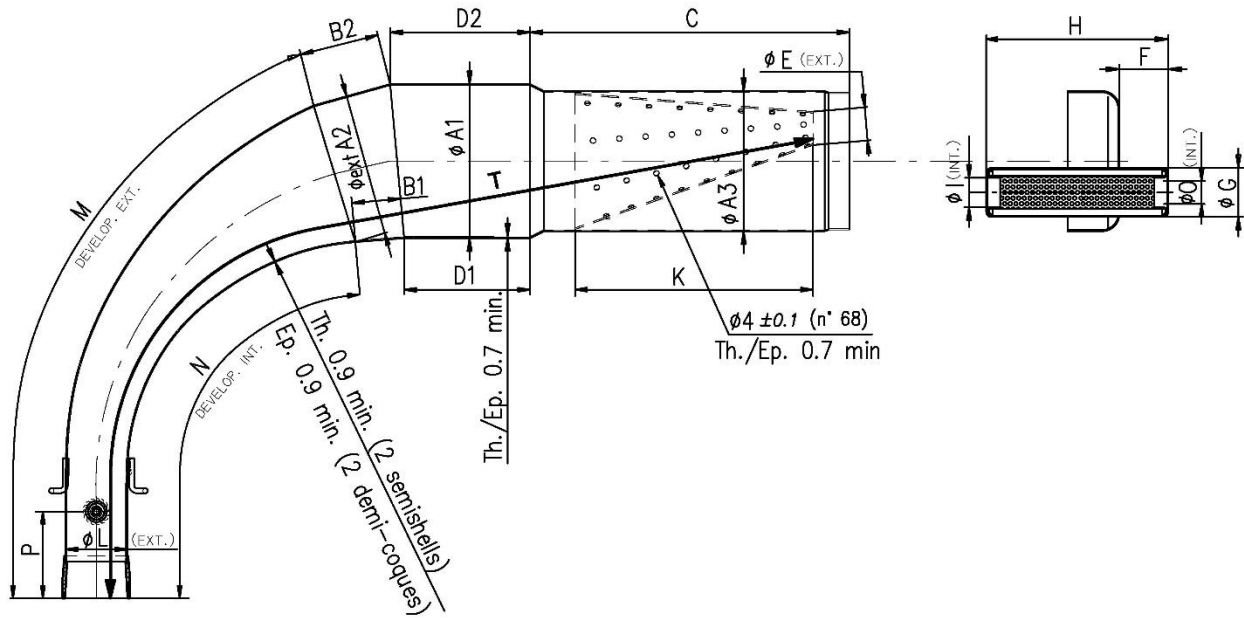


Min. weight 375 g  
Poids min. 375g





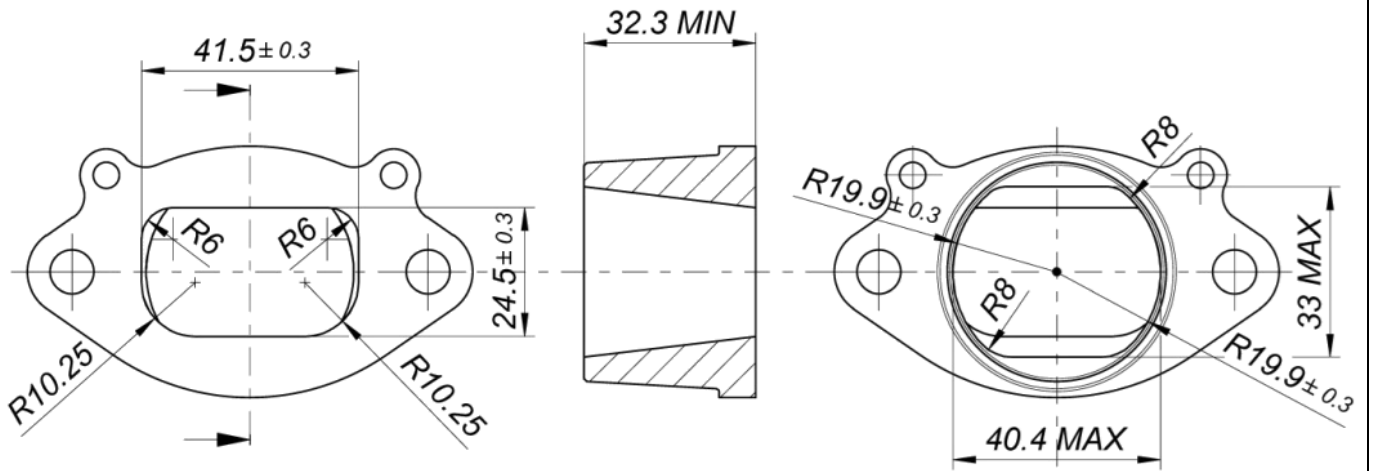
EXHAUST MUFFLER VIEW AND DIMENSIONS  
 VUE ET DIMENSIONS DU SILENCIEUX D'ÉCHAPPEMENT



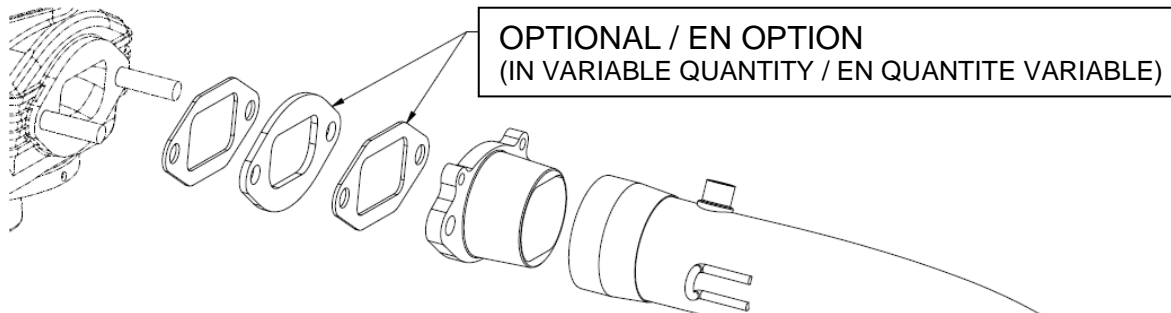
<b>A1:</b> $110 \pm 1.5$	<b>B1:</b> $59 \pm 3$	<b>D1:</b> $89.5 \pm 3$	<b>F:</b> $36 \pm 2$	<b>I:</b> $21 \pm 1$	<b>M:</b> $435 \pm 3$	<b>P:</b> $50 \pm 10$
<b>A2:</b> $102 \pm 1.5$	<b>B2:</b> $59 \pm 3$	<b>D2:</b> $109 \pm 3$	<b>G:</b> $35 \pm 1$	<b>K:</b> $170 \pm 3$	<b>N:</b> $340 \pm 3$	<b>T:</b> $690 \pm 5$
<b>A3:</b> $100 \pm 1.5$	<b>C:</b> $219 \pm 3$	<b>E:</b> $23 \pm 2$	<b>H:</b> $132 \pm 2$	<b>L:</b> $42.5 \pm 1.5$	<b>O:</b> $21 \pm 1$	

**Min. Weight 1,78 kg**  
**Poids min. 1,78 kg**

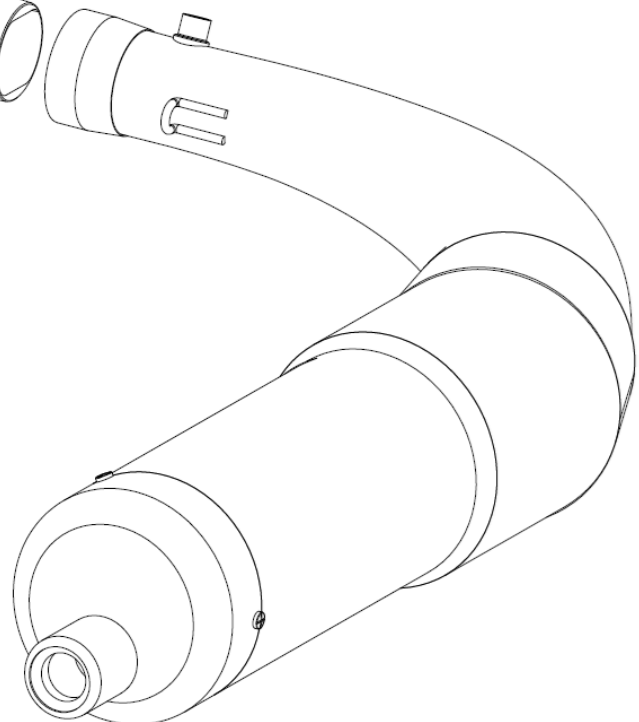
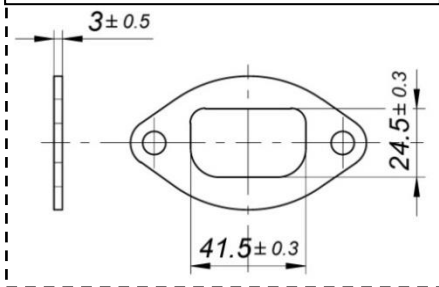
SENIOR EXHAUST FITTING  
RACCORD D'ÉCHAPPEMENT SENIOR



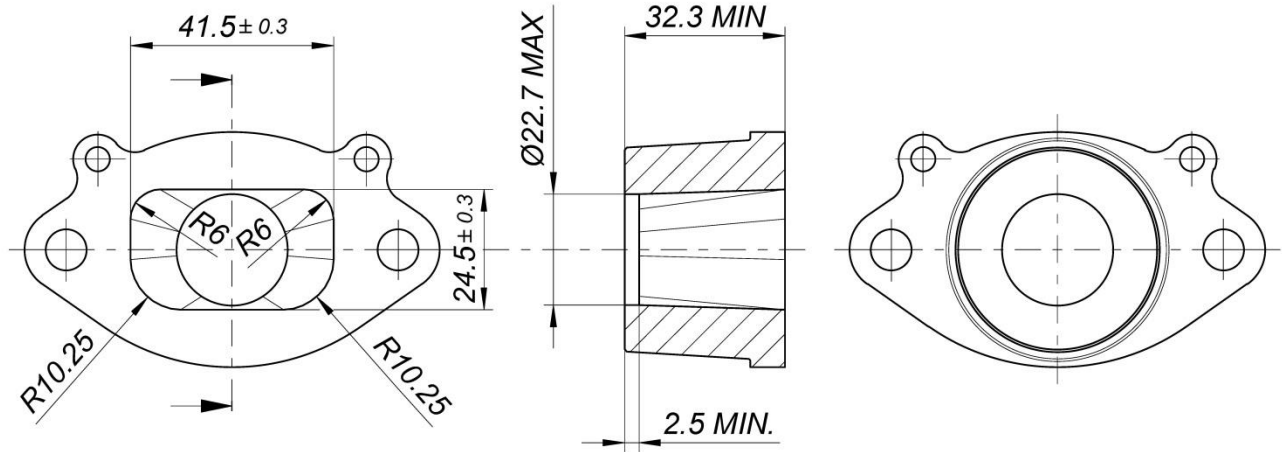
SENIOR EXHAUST INSTALLATION  
INSTALLATION DE L'ÉCHAPPEMENT SENIOR



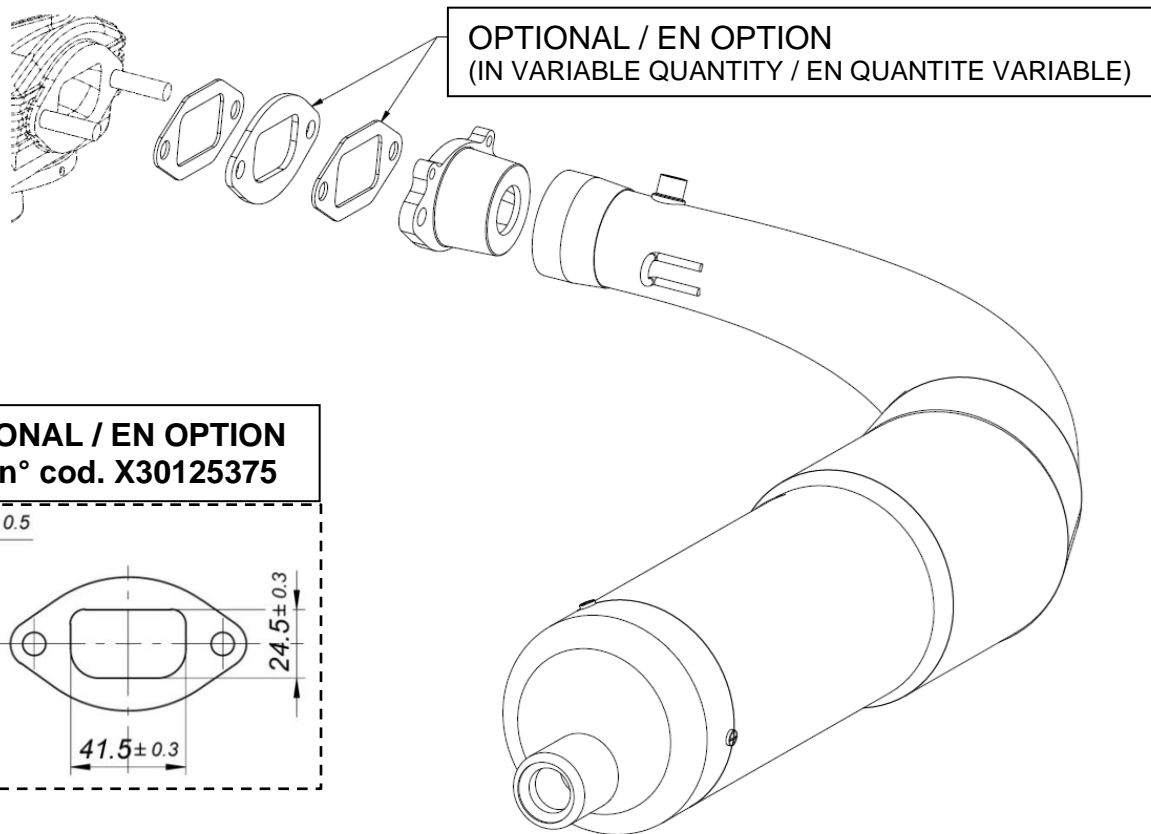
**OPTIONAL / EN OPTION**  
**Part n° cod. X30125375**



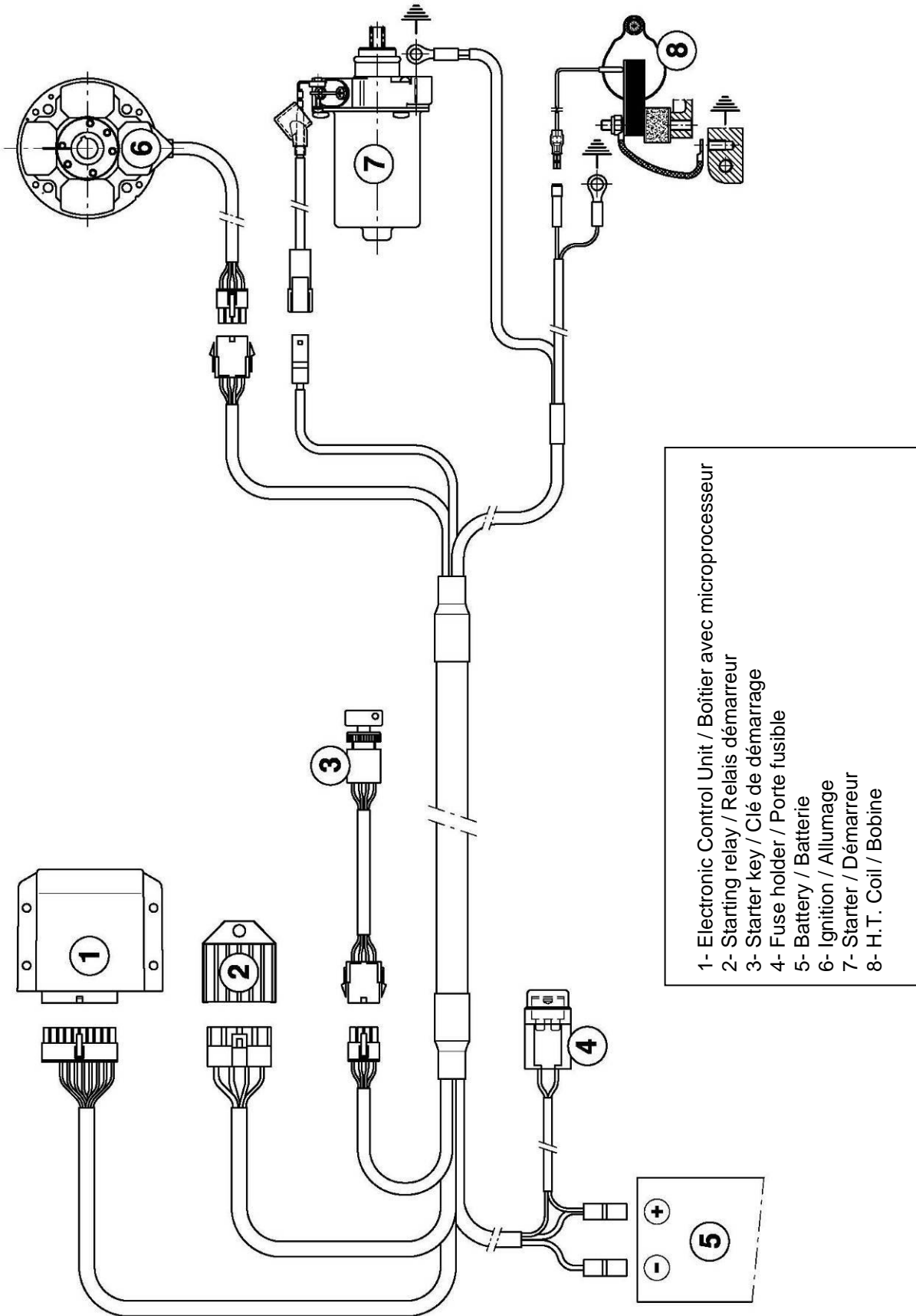
JUNIOR EXHAUST FITTING  
RACCORD D'ÉCHAPPEMENT JUNIOR



JUNIOR EXHAUST INSTALLATION  
INSTALLATION DE L'ÉCHAPPEMENT JUNIOR

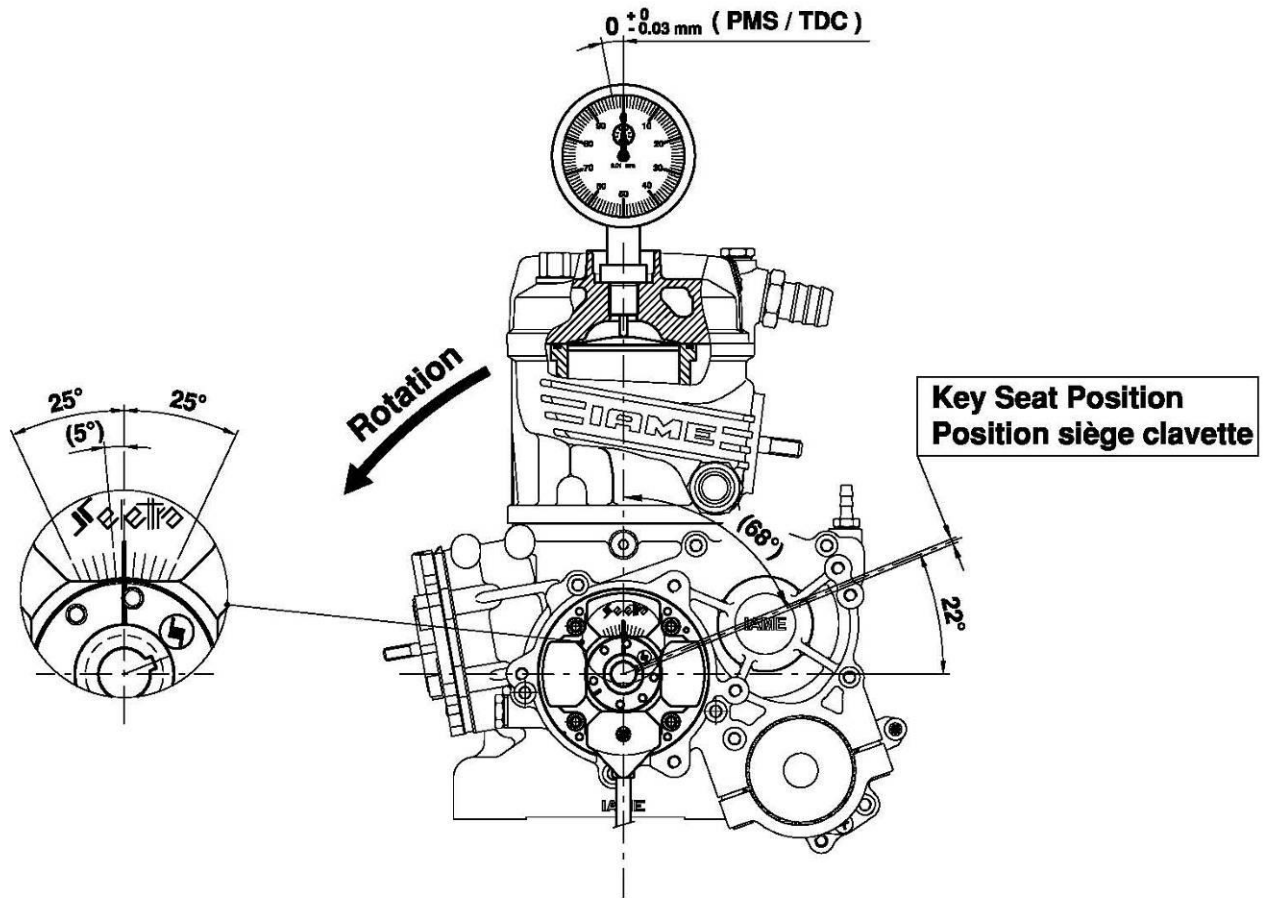


WIRING DIAGRAM ( SELETTRA DIGITAL "K" IGNITION )  
 SCHEMA CIRCUIT ELECTRIQUE ( ALLUMAGE SELETTRA DIGITAL "K" )

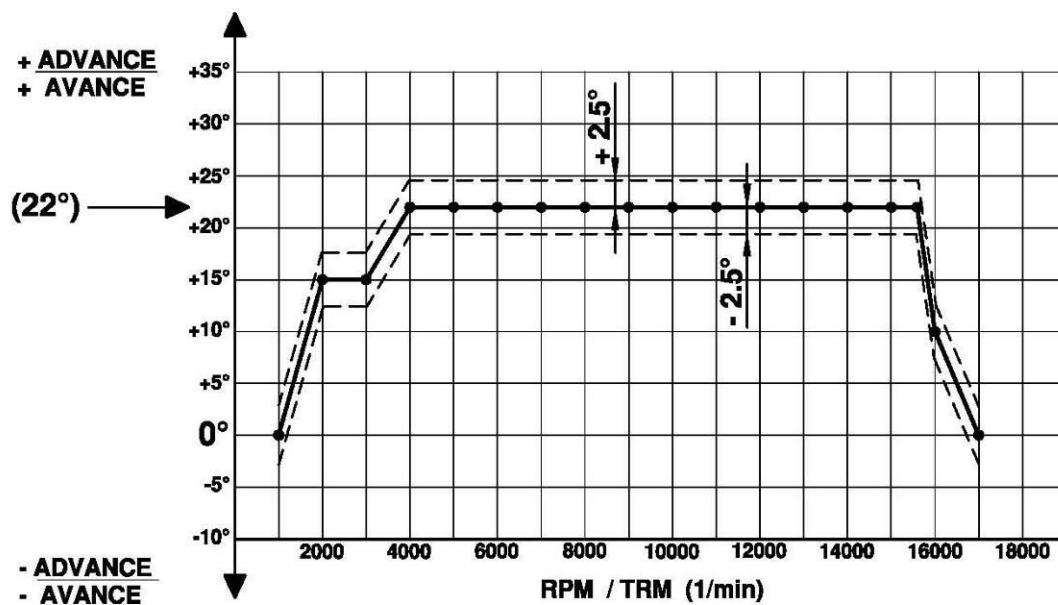


- 1- Electronic Control Unit / Boîtier avec microprocesseur
- 2- Starting relay / Relais démarrage
- 3- Starter key / Clé de démarrage
- 4- Fuse holder / Porte fusible
- 5- Battery / Batterie
- 6- Ignition / Allumage
- 7- Starter / Démarreur
- 8- H.T. Coil / Bobine


SCHEME FOR ADVANCE CONTROL  
SCHEMA PUOR CONTROLE DE L'AVANCE



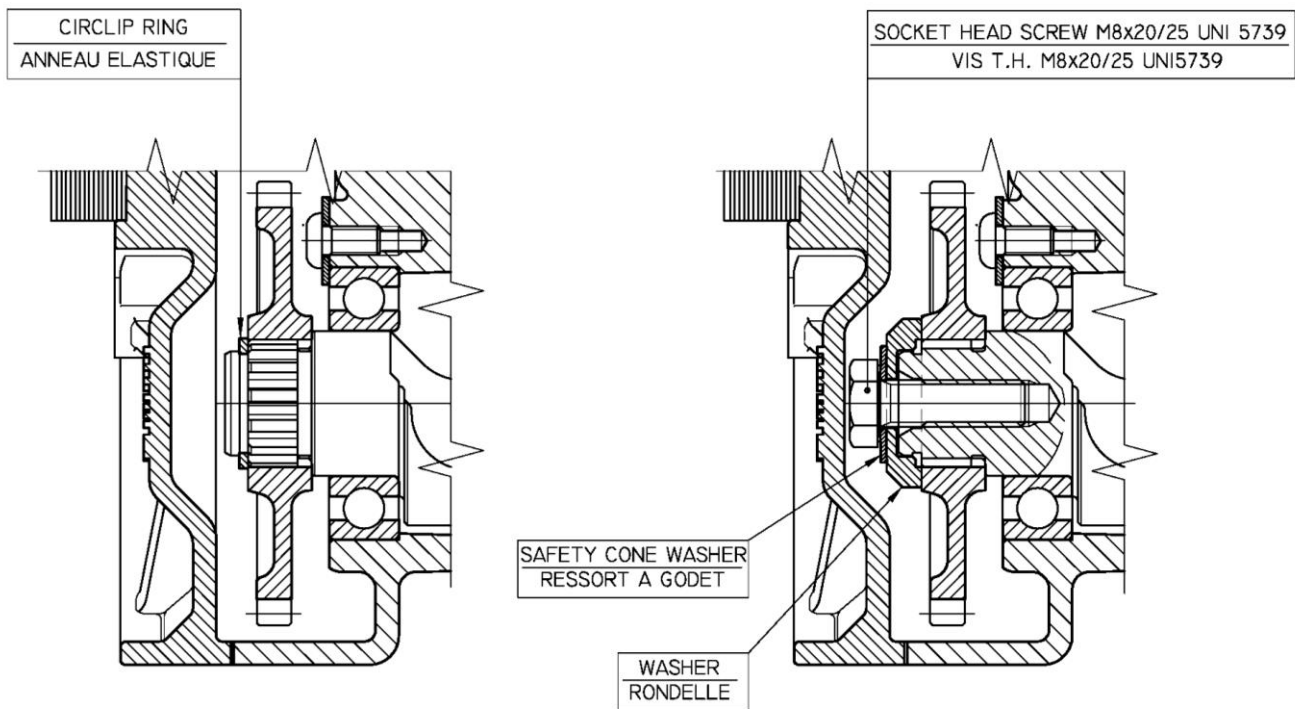
**ADVANCE CURVE GRAPHS / GRAPHIQUES DE LA COURBE D'AVANCE**



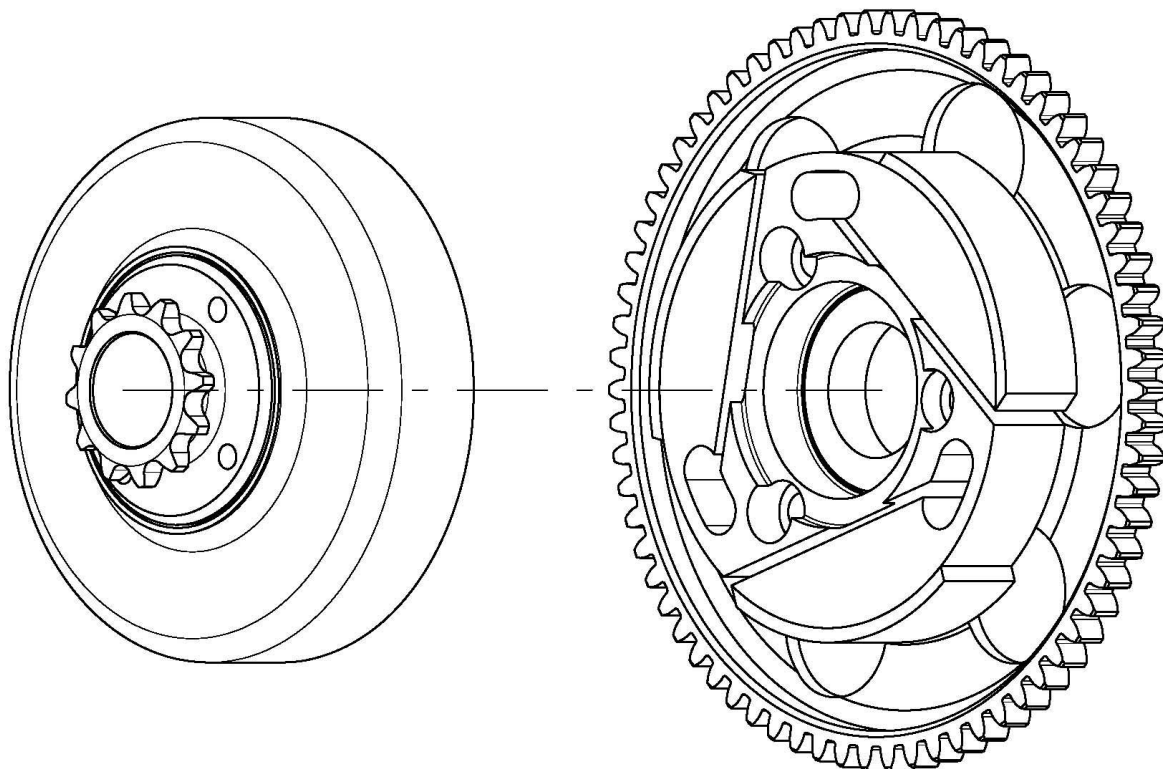
ELECTRONIC BOX MARKING  
MARQUAGE DU BOITIER ELECTRONIQUE



GEAR ALTERNATIVE FIXING  
FIXATION ALTERNATIVE DE L'ENGRENAGE



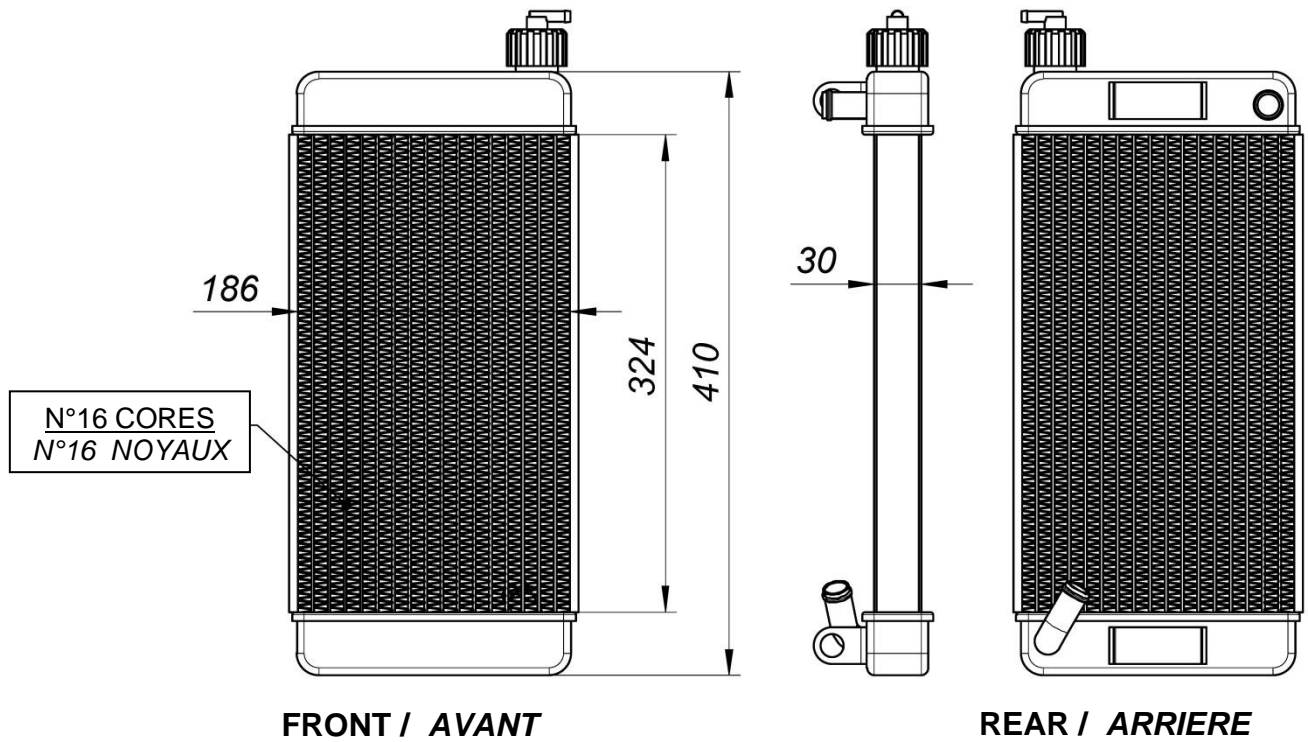
DESCRIPTION OF THE CLUTCH - *DESCRIPTION DE L' EMBRAYAGE*



Min. weight 300 g  
*Poids min. 300 g*

Min. weight 680 g  
*Poids min. 680 g*

RADIATOR DESCRIPTION AND SKETCH OF PARTS  
 DESCRIPTION DU RADIATEUR ET SCHEMA ILLUSTRANT LES ELEMENTS



PAINTED AND NOT PAINTED  
 PEINT ET PAS PEINT



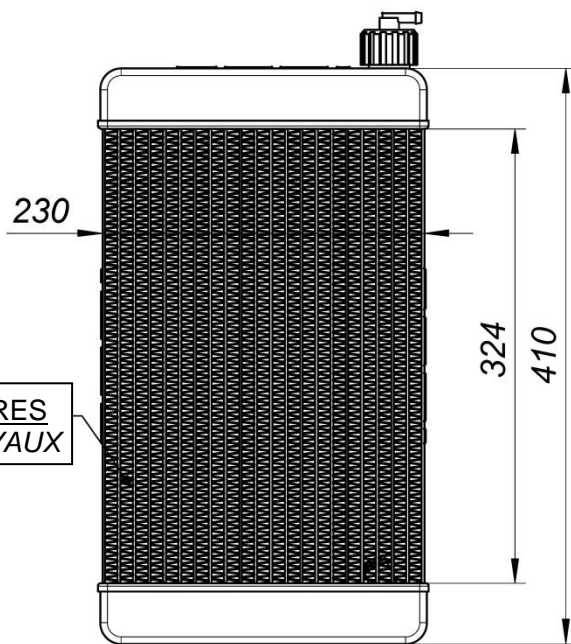
**FRONT / AVANT**

**REAR / ARRIERE**

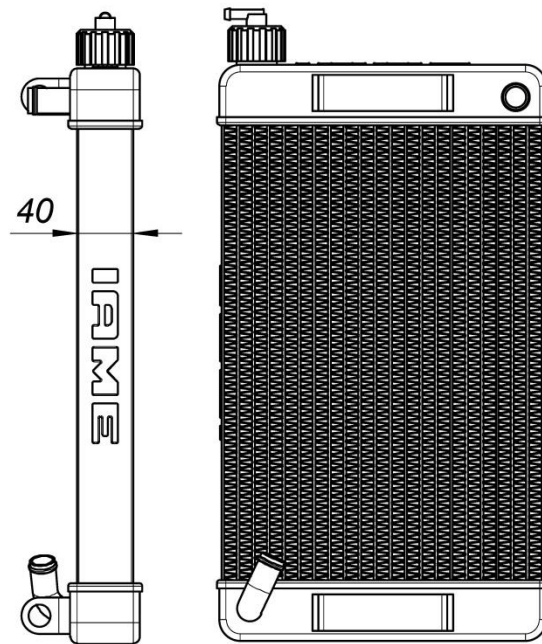





RADIATOR ALTERNATIVE DESCRIPTION AND SKETCH  
 DESCRIPTION DU RADIATEUR ALTERNATIF




FRONT / AVANT



REAR / ARRIERE



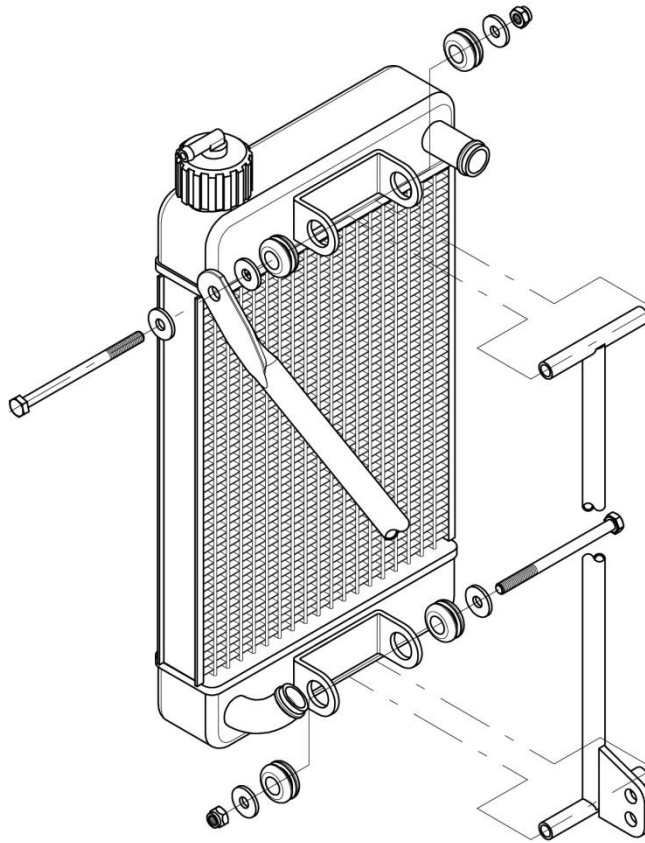
FRONT / AVANT




REAR / ARRIERE



RADIATOR AND ITS SUPPORTS  
 RADIATEUR ET SES SUPPORTS



WATER PUMP GROUP  
 GROUPE POMPE A' EAU





THERMOSTAT



ALTERNATIVE  
ALTERNATIF




ALTERNATIVE WATER PUMP & PULLEY  
 GROUPE POMPE A EAU ET POULIE ALTERNATIVES



RACE BOTTOM - FOND GORGE  $\varnothing 82.5 \pm 1$

RACE BOTTOM - FOND GORGE  $\varnothing 20 \pm 1$



ALTERNATIVE RADIATOR SUPPORT  
*SUPPORT ALTERNATIF DU RADIATEUR*



PISTON IDENTIFICATION MARKING  
 MARQUAGE D'IDENTIFICATION PISTON


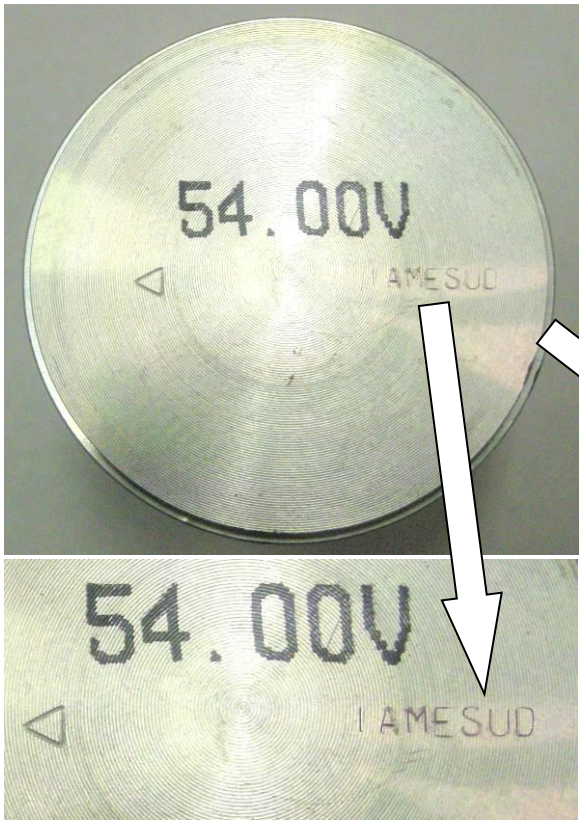

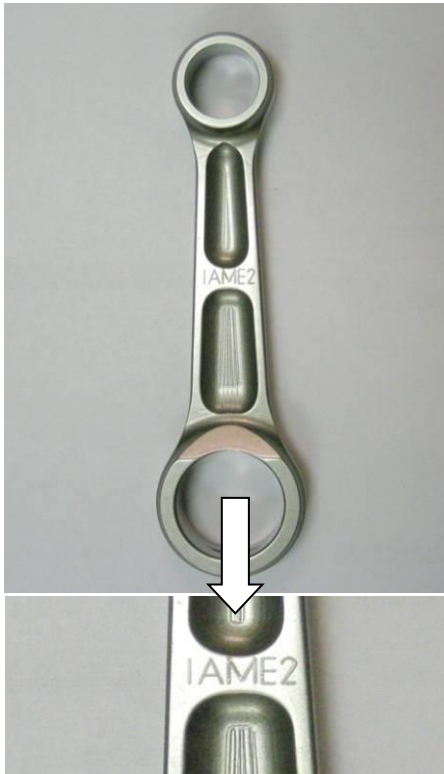


PHOTO IDENTIFICATION CONROD  
 PHOTO D'IDENTIFICATION BIELLE

IDENTIFICATION BALANCING SHAFT  
 MARKING  
 MARQUAGE D'IDENTIFICATION ARBRE  
 D'EQUILIBRAGE




CRANKSHAFT IDENTIFICATION MARKING  
 MARQUAGE D'IDENTIFICATION DU VILEBREQUIN



GEAR COMMAND BALANCING SHAFT  
 IDENTIFICATION MARKING  
 MARQUAGE D'IDENTIFICATION  
 ENGRENAGE ARBRE D'EQUILIBRAGE

SPROCKET IDENTIFICATION MARKING  
 MARQUAGE D'IDENTIFICATION DU PIGNON




CLUTCH BODY IDENTIFICATION MARKING  
 MARQUAGE D'IDENTIFICATION DU CORPS  
 DE L'EMBRAYAGE

MATERIAL  
 COLOUR  
 IDENTIFICATION




VARIABLE



CLUTCH DRUM IDENTIFICATION MARKING  
 MARQUAGE D'IDENTIFICATION DE LA  
 CALOTTE




STARTER RING IDENTIFICATION MARKING  
 MARQUAGE D'IDENTIFICATION DE LA  
 COURONNE DE DEMARRAGE



VARIABLE





STARTER IDENTIFICATION MARKING  
 MARQUAGE D'IDENTIFICATION DU  
 DEMARREUR




VARIABLE


REED GROUP & PETALS IDENTIFICATION MARKING  
 MARQUAGE D'IDENTIFICATION DE LA BOÎTE À CLAPETS ET CLAPETS



VETRONITE – FIBRE DE VERRE



CARBON FIBER / FIBRE CARBONE



FRONT SIDE  
CÔTÉ AVANT

REAR SIDE  
CÔTÉ ARRIÈRE






PHOTO IDENTIFICATION CARBURETOR  
 INLET CONVEYOR  
 MARQUAGE D'IDENTIFICATION DU  
 COLLECTEUR D'ASPIRATION

EXHAUST SILENCER IDENTIFICATION  
 MARKING  
 MARQUAGE D'IDENTIFICATION  
 ECHAPPEMENT







STATOR IDENTIFICATION MARKING  
MARQUAGE D'IDENTIFICATION DU STATOR





CLUTCH COVER AND H.T. COIL IDENTIFICATION MARKING  
MARQUAGE DU COUVERCLE D'EMBAYAGE ET DE LA BOBINE




BENDIX COVER IDENTIFICATION MARKING  
MARQUAGE D'IDENTIFICATION DU COUVERCLE  
DU CONTRE-ARBRE DE DEMARRAGE



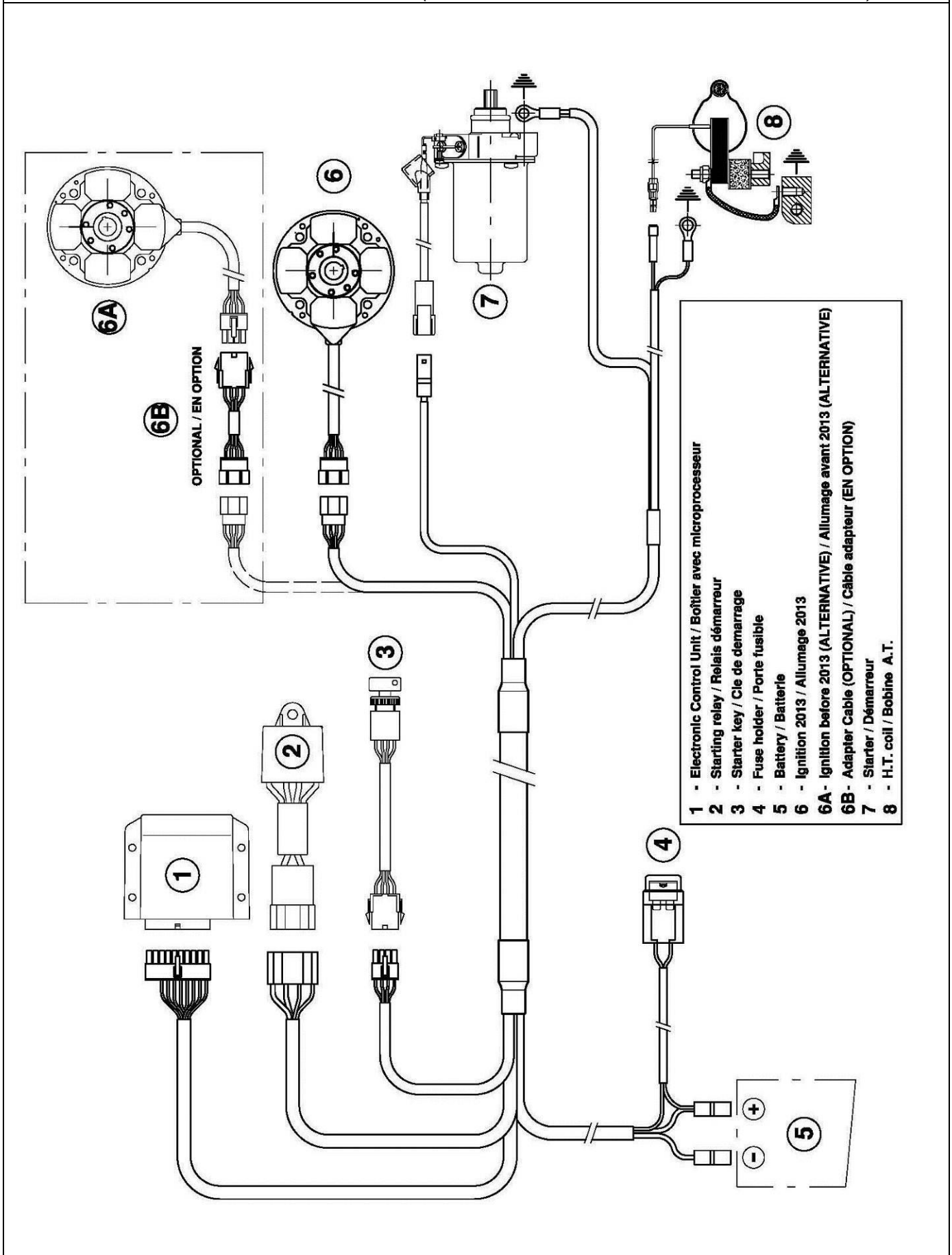
ALTERNATIVE



ALTERNATIVE RADIATOR IDENTIFICATION MARKING  
MARQUAGE ALTERNATIF D'IDENTIFICATION DU RADIATEUR




WIRING DIAGRAM ( SELETTRA DIGITAL "K" IGNITION 2013 )  
 SCHÉMA CIRCUIT ELECTRIQUE ( ALLUMAGE SELETTRA DIGITAL "K" 2013 )




**FROM 2014 ON - A PARTIR DE 2014**

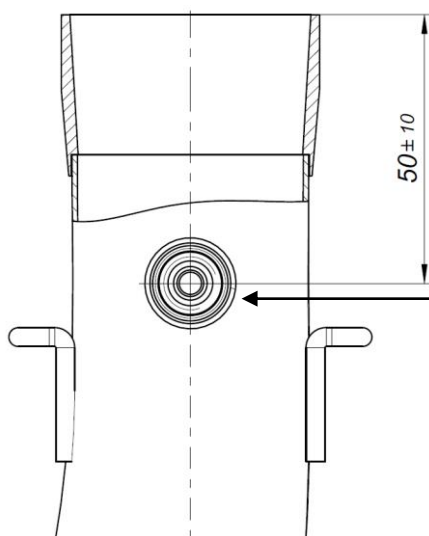
STICKER APPLICATION AREA - ESPACE POUR L'APPLICATION DES ADHÉSIFS



ALTERNATIVE AREA / ZONE ALTERNATIVE








**EXHAUST TEMPERATURE SENSOR  
CAPTEUR DE TEMPERATURE D'ÉCHAPPEMENT**



EXHAUST  
TEMPERATURE  
SENSOR POSITION  
(OPTIONAL)

POSITION DU  
CAPTEUR  
DE TEMPERATURE  
D'ÉCHAPPEMENT  
(EN OPTION)

CYLINDER IDENTIFICATION MARKING  
MARQUAGE D'IDENTIFICATION DU CYLINDRE



ALTERNATIVE PUSH BUTTONS – START & STOP  
BOUTONS ALTERNATIF “START & STOP” DU DEMARREUR





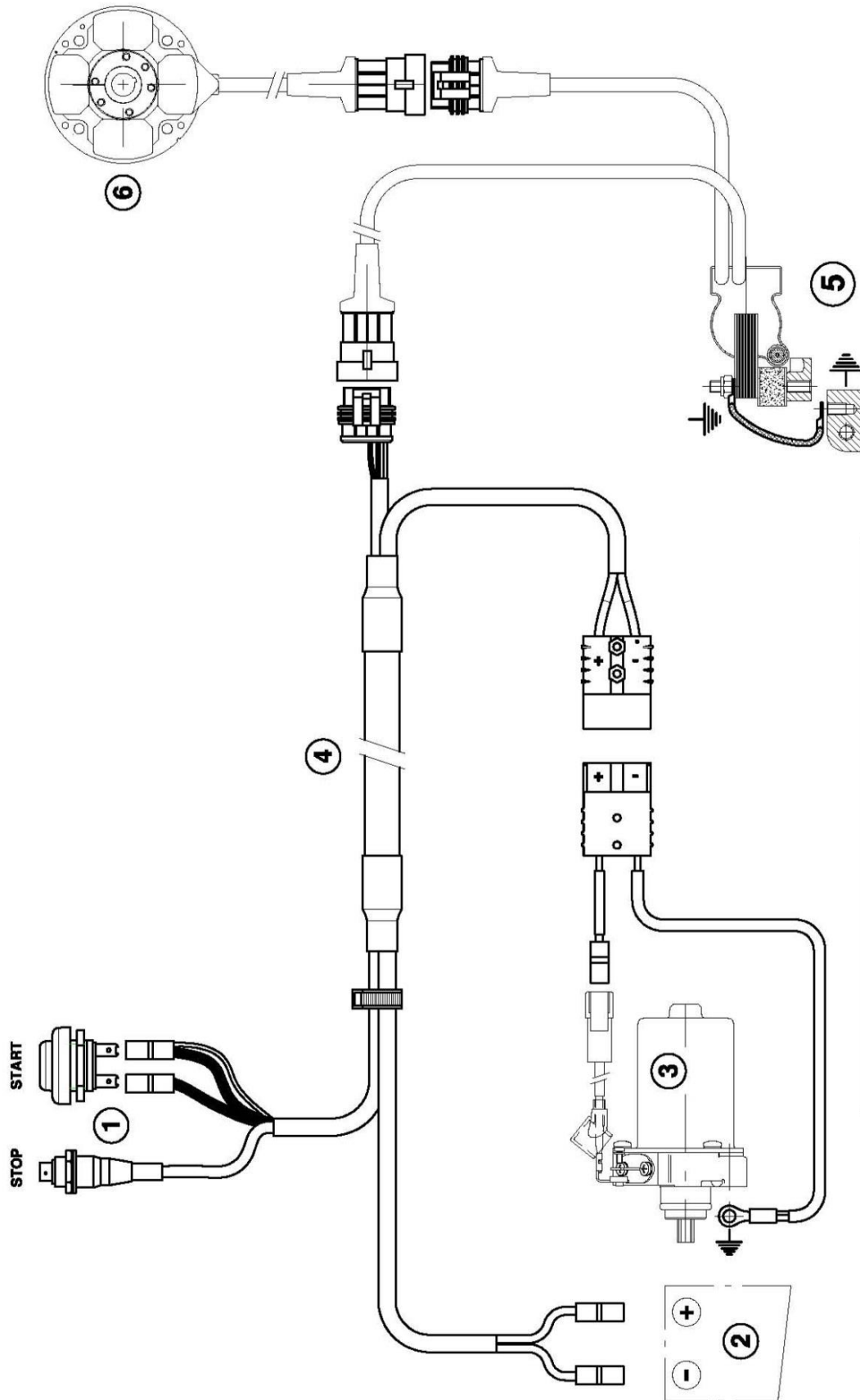
PHOTO COMPLETE ALTERNATIVE WIRING LOOM  
PHOTO DU CABLAGE ELECTRIQUE COMPLET ALTERNATIF



PHOTO OF SELETTRA ALTERNATIVE DIGITAL "S" IGNITION, WITH IAME MARKING  
PHOTO DE L'ALLUMAGE SELETTRA DIGITAL "S", AVEC MARQUAGE IAME



WIRING DIAGRAM ( SELETTRA DIGITAL "S" IGNITION )  
 SCHÉMA CIRCUIT ELECTRIQUE ( ALLUMAGE SELETTRA DIGITAL "S" )



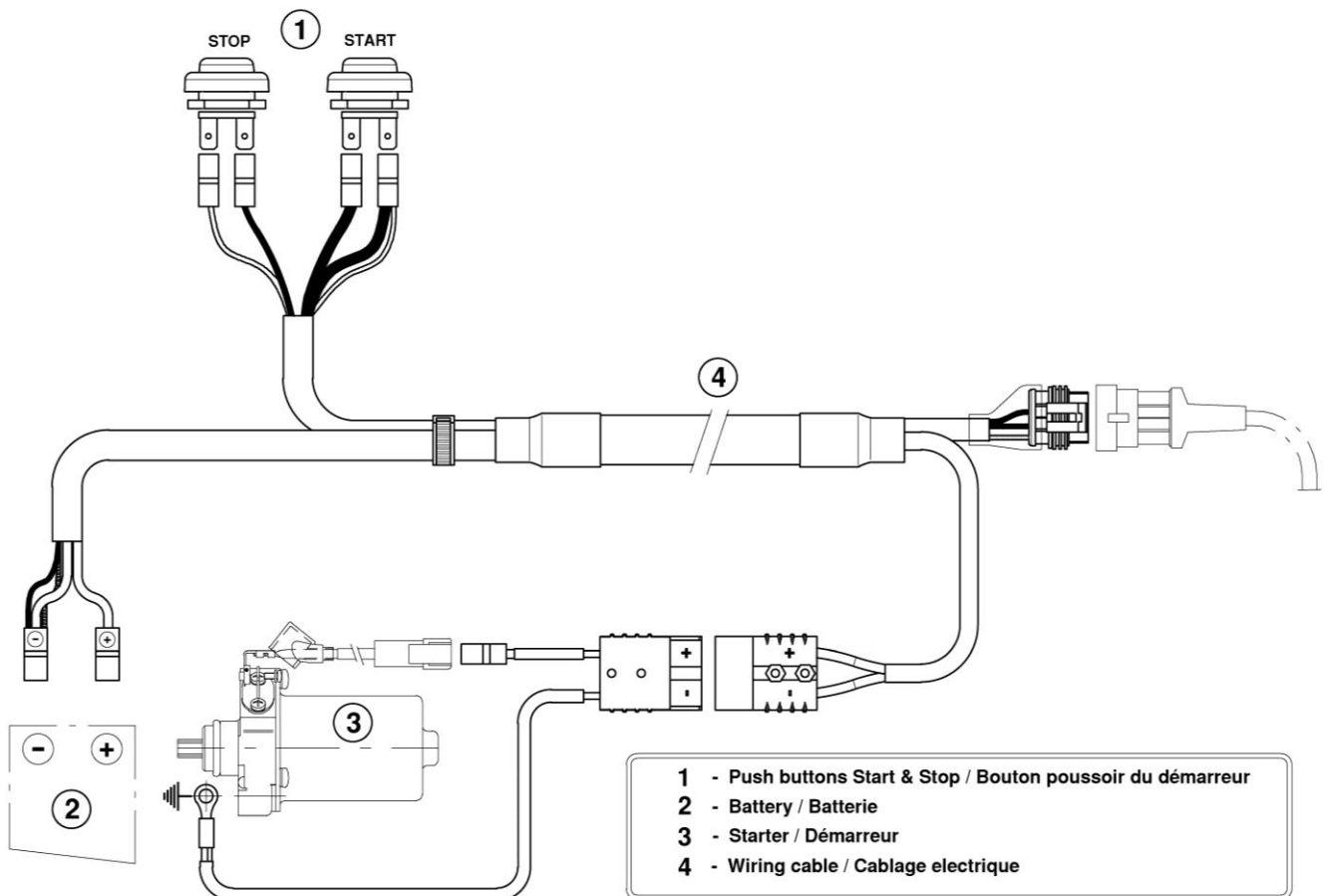
- 1 - Push buttons Start & Stop / Bouton poussoir du démarreur
- 2 - Battery / Batterie
- 3 - Starter / Démarreur
- 4 - Wiring cable / Cabiage électrique
- 5 - H.T. coil and Electronic Control Unit / Bobine A.T. et boîtier avec microprocesseur
- 6 - Ignition / Allumage




ALTERNATIVE WIRING LOOM  
CABLAGE ELECTRIQUE COMPLET ALTERNATIF



ALTERNATIVE WIRING LOOM DIAGRAM  
SCHÉMA CIRCUIT ELECTRIQUE ALTERNATIF



ALTERNATIVE WIRING LOOM  
 CABLAGE ELECTRIQUE COMPLET ALTERNATIF



ALTERNATIVE WIRING LOOM DIAGRAM  
 SCHÉMA CIRCUIT ELECTRIQUE ALTERNATIF

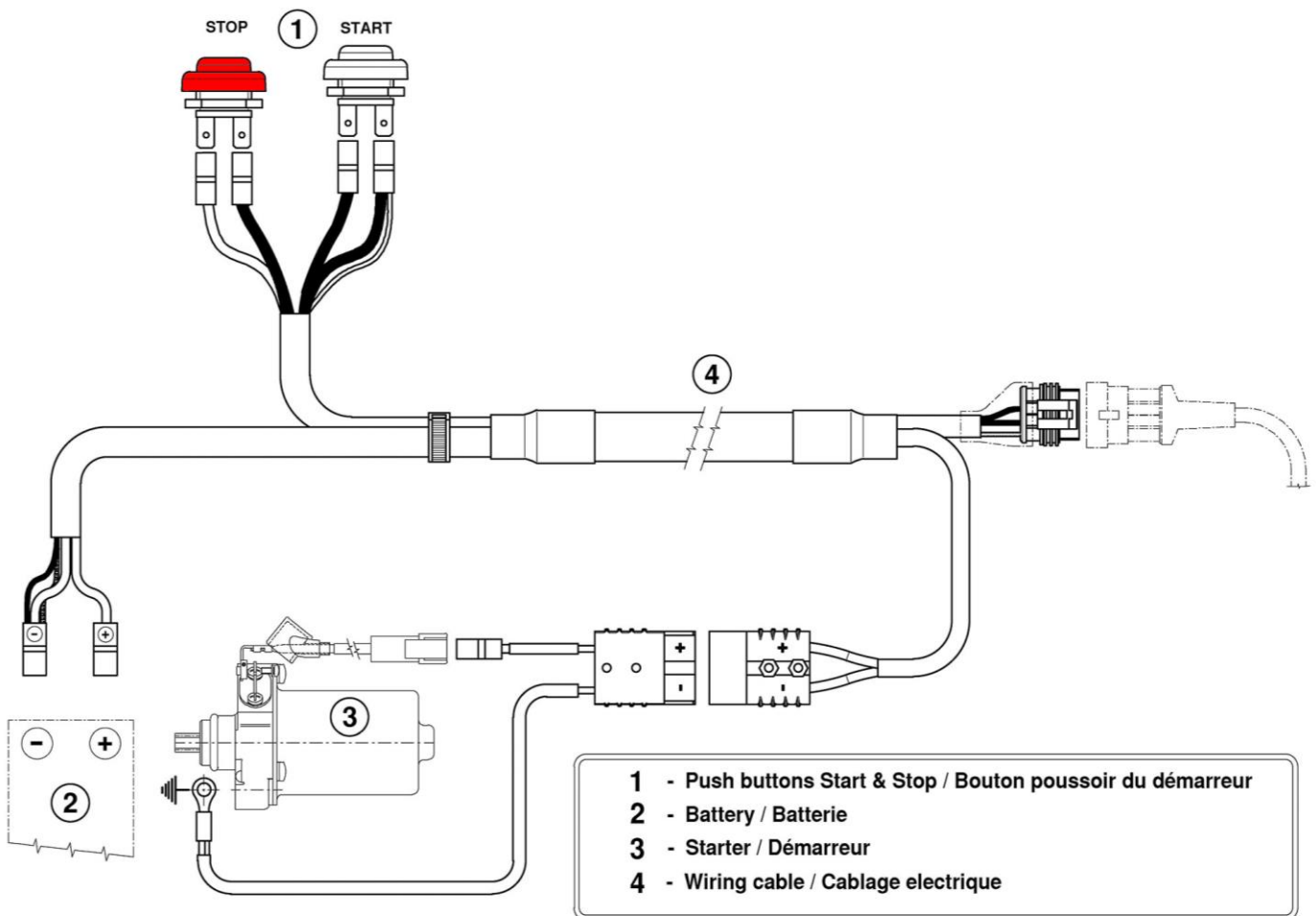

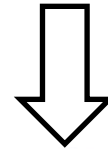




PHOTO IDENTIFICATION REED GROUP  
PHOTO IDENTIFICATION BOÎTE À CLAPETS

ACTUAL VERSION  
VERSION COURANTE


ALTERNATIVE VERSION  
VERSION ALTERNATIVE



ACTUAL PISTON  
PISTON COURANT



ALTERNATIVE PISTON  
PISTON ALTERNATIF



ALTERNATIVE CONROD  
BIELLE ALTERNATIVE

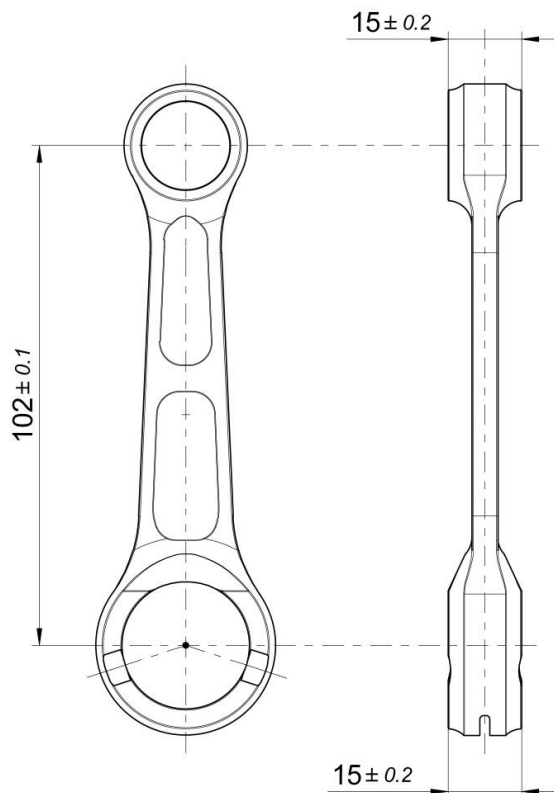
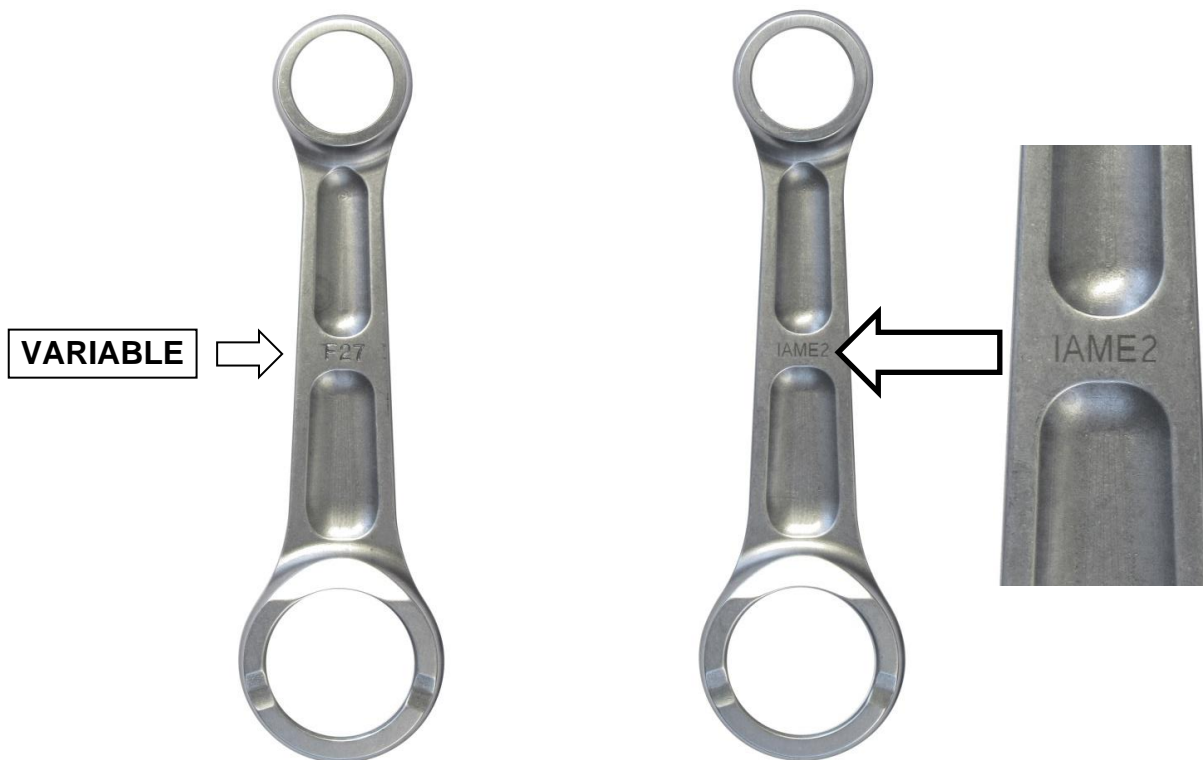


PHOTO OF THE CONROD BOTH SIDE – ALTERNATIVE  
PHOTO DES DEUX COTES DE LA BIELLE - ALTERNATIVE



**BOTH TYPES OF CONROD CAN BE USED WITH BOTH TYPES OF WASHERS (IN COUPLE)  
LES DEUX TYPES DE BIELLE PEUVENT ÊTRE UTILISÉS AVEC LES DEUX TYPES DE  
RONDELLES (EN COUPLE)**

PHOTO IDENTIFICATION OF SMALL END CONROD BEARING – TYPES ALTERNATIVE  
*PHOTO D'IDENTIFICATION DU ROULEMENT PIED DE BIELLE – TYPES ALTERNATIFS*

TYPE 1



TYPE 2



PHOTO IDENTIFICATION OF CONROD WASHER – TYPES ALTERNATIVE  
*PHOTO D'IDENTIFICATION RONDELLE DE BIELLE – TYPES ALTERNATIVES*









TYPE 1



TYPE 2



**PARTS WITH ALTERNATIVE NEW LOGO "IAME"**  
**COMPOSANTS AVEC UN NOUVEAU LOGO ALTERNATIF «IAME»**


<p align="center">CYLINDER HEAD CULASSE</p>  <p align="center"><b>NEW / NOUVEAU LOGO</b></p> 	<p align="center">CYLINDER CYLINDRE</p>  <p align="center"><b>NEW / NOUVEAU LOGO</b></p> 
<p align="center">SEMICARTER TRANSMISSION SIDE DEMI-CARTER CÔTÉ PIGNON</p>  <p align="center"><b>NEW / NOUVEAU LOGO</b></p> 	<p align="center">SEMICARTER IGNITION SIDE DEMI-CARTER CÔTÉ ALLUMAGE</p>  <p align="center"><b>NEW / NOUVEAU LOGO</b></p> 

**PARTS WITH ALTERNATIVE NEW LOGO "IAME"**  
**COMPOSANTS AVEC UN NOUVEAU LOGO ALTERNATIF «IAME»**

IGNITION COVER  
COUVERCLE DE L'ALLUMAGE



**NEW / NOUVEAU LOGO**



CLUTCH COVER  
COUVERCLE D'EMBRAYAGE



**NEW / NOUVEAU LOGO**



REED GROUP  
GROUPE CLAPETS



**NEW / NOUVEAU LOGO**



CARBURETTOR INLET CONVEYOR  
CONVOYEUR D'ADMISSION








**NEW / NOUVEAU LOGO**





**PARTS WITH ALTERNATIVE NEW LOGO "IAME"**  
**COMPOSANTS AVEC UN NOUVEAU LOGO ALTERNATIF «IAME»**

<p align="center">RADIATOR RADIATEUR</p>	<p align="center">EXHAUST SILENCER ECHAPPEMENT</p>
<p align="center">NEW / NOUVEAU LOGO</p>  <p>The image shows a rectangular radiator with a black top cap and a black bottom cap. To its right is a vertical rectangular plate with the 'IAME' logo embossed in a stylized, bold font.</p>	<p align="center">NEW / NOUVEAU LOGO</p>  <p>The image shows a curved exhaust silencer with a black finish. Above it is a rectangular plate with the 'IAME' logo embossed. Below the silencer is a circular component with the 'IAME' logo embossed on its top surface.</p> <p align="center">NEW / NOUVEAU LOGO</p>  <p>The image shows the 'IAME' logo embossed on a rectangular plate, identical to the one in the radiator section.</p>
<p align="center">BALANCING SHAFT ARBRE D'EQUILIBRAGE</p>	<p align="center">NEW / NOUVEAU LOGO</p>  <p>The image shows the 'IAME' logo embossed on a rectangular plate, identical to the ones in the previous sections.</p>
	<p align="center">NEW / NOUVEAU LOGO</p>  <p>The image shows a balancing shaft component with a black finish. Above it is a rectangular plate with the 'IAME' logo embossed. A white arrow points from the logo plate down to the shaft, which has the 'IAME' logo embossed on its side.</p>

**THE OTHERS COMPONENTS OF ENGINE THAT ARE MARKED (LASER OR PUNCHING) UNTIL TODAY WITH LOGO OR WRITTEN "IAME"**

**LES AUTRES COMPOSANTS DU MOTEUR AVEC COMME MARQUAGE (LASER OU POINÇONNEUSE) L'ANCIEN LOGO OU ÉCRIT «IAME»**

I A M E

or

**IAME**

**NOW COULD BE MARKED WITH NEW LOGO "IAME"**

**POURRAIENT MAINTENANT ETRE MARQUES AVEC LE NOUVEAU LOGO "IAME"**

IAME

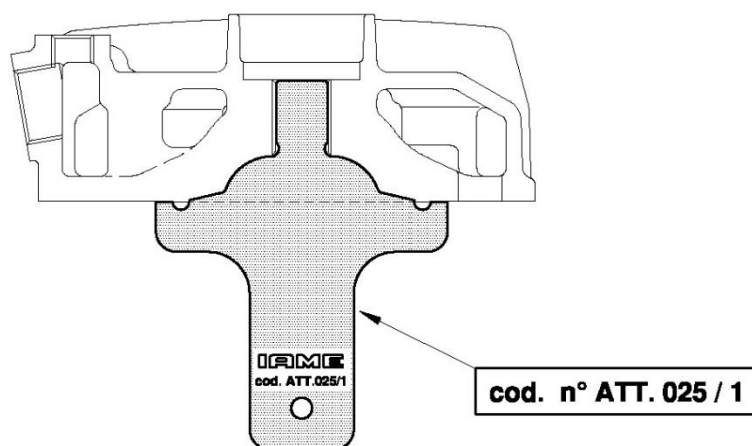
or

IAME

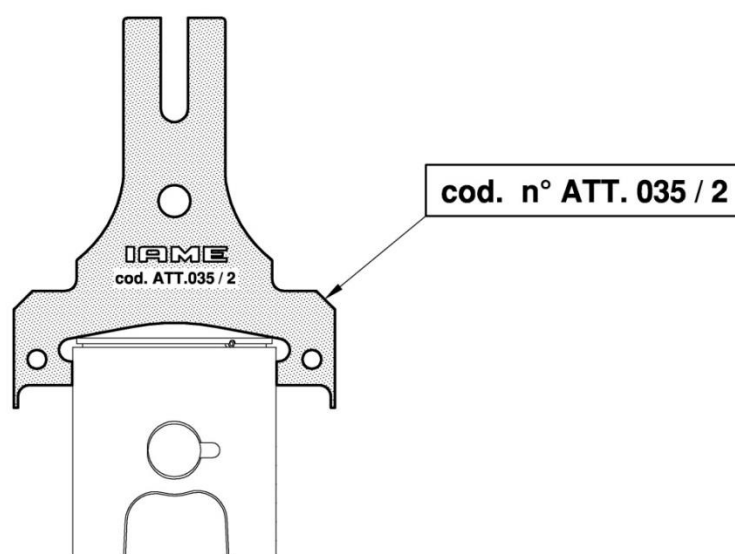
or

IAME

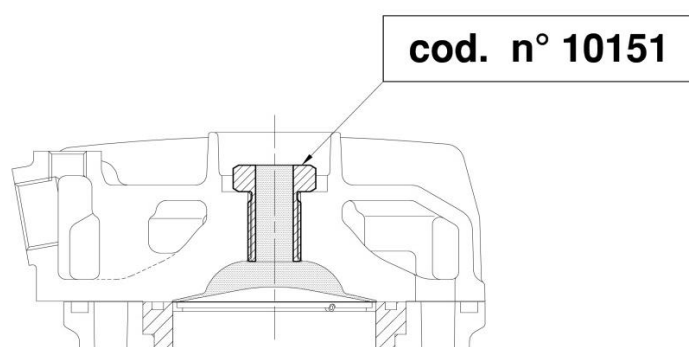
CHECKING THE SHAPE OF THE COMBUSTION CHAMBER  
CONTRÔLE DE LA FORME DE LA CHAMBRE DE COMBUSTION



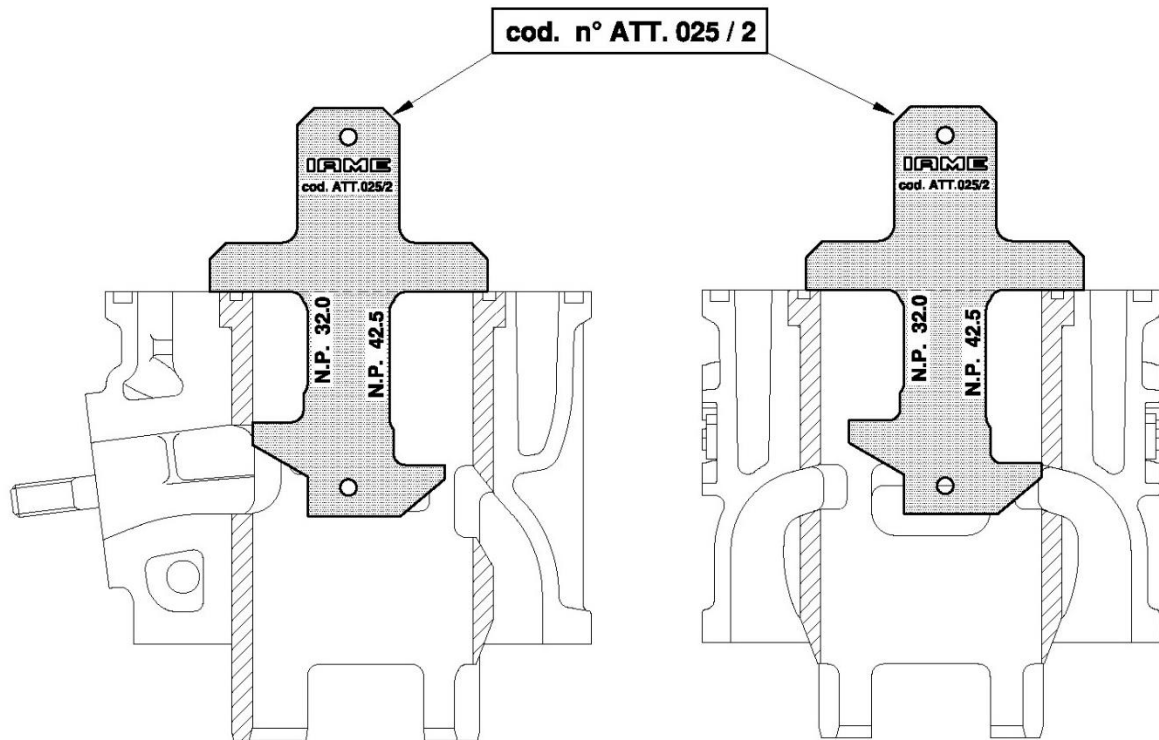
CONTROL OF THE PISTON DOME  
CONTRÔLE DU DÔME DE PISTON



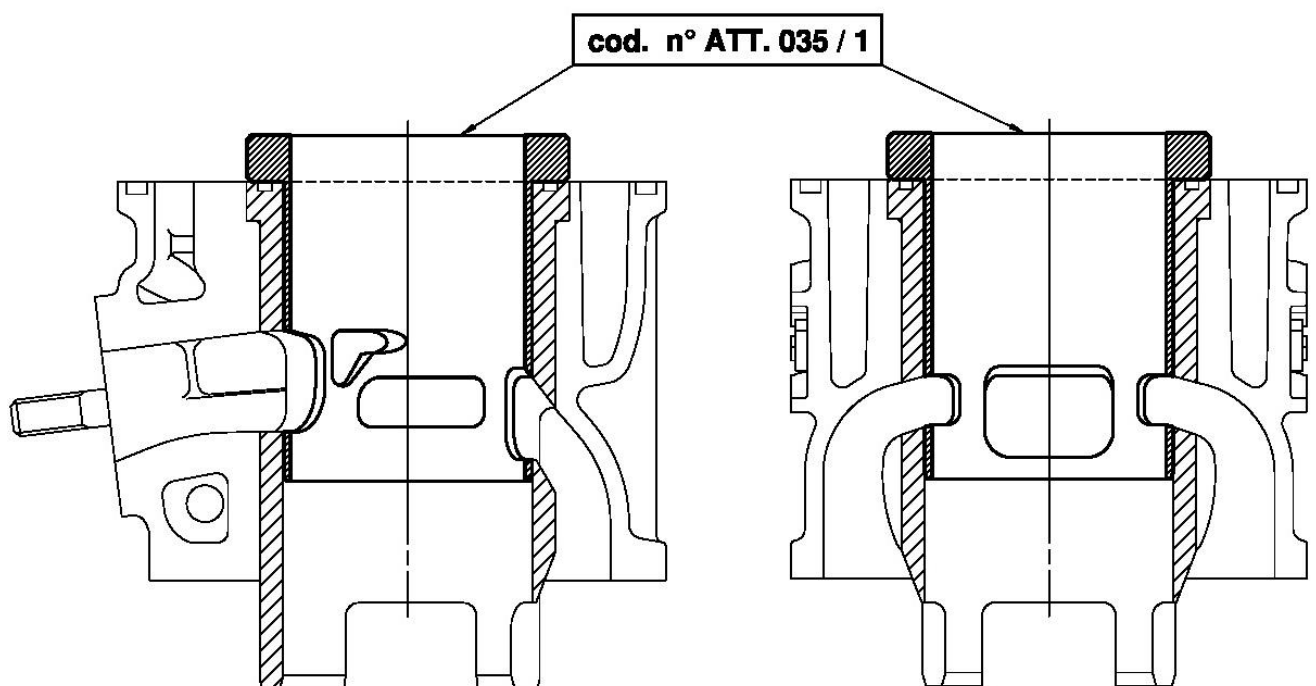
CONTROL OF THE VOLUME OF THE COMBUSTION CHAMBER  
CONTRÔLE DU VOLUME DE LA CHAMBRE DE COMBUSTION



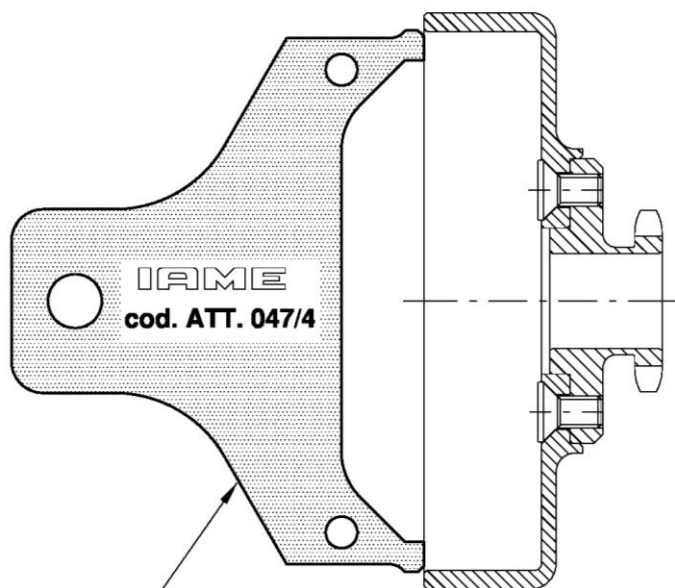
**CYLINDER CHECK - CONTRÔLE DU CYLINDRE**  
**CHECKING OF EXHAUST DUCT AND LATERAL TRANSFERS**  
**CONTRÔLE DE LA LUMIÈRE D'ÉCHAPPEMENT ET DES TRANSFERTS LATÉRAUX**



**CYLINDER LINER DUCTS AND TRANSFERS CHECKING TOOL**  
**OUTIL DE VÉRIFICATION DES LUMIÈRES DE LA CHEMISE DU CYLINDRE**



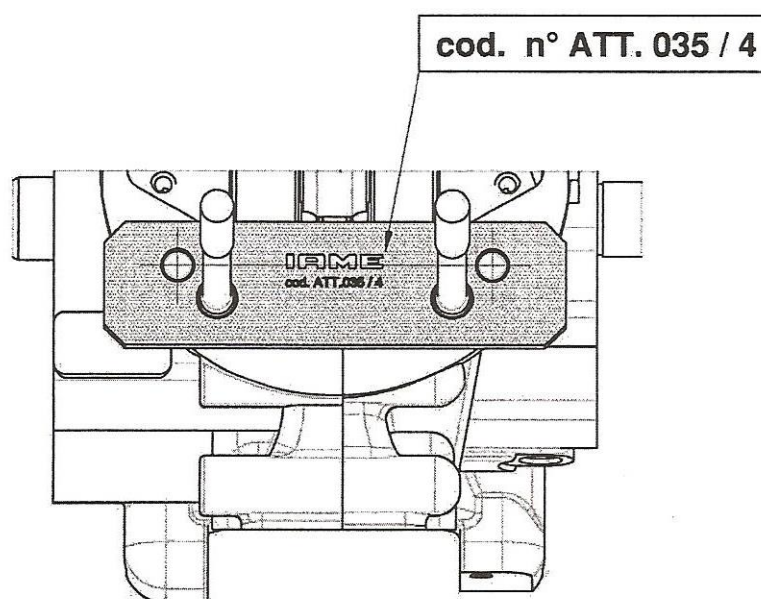
**CLUTCH DRUM CHECKING TOOL**  
**CONTRÔLE DE LA CLOCHE D'EMBRAYAGE**



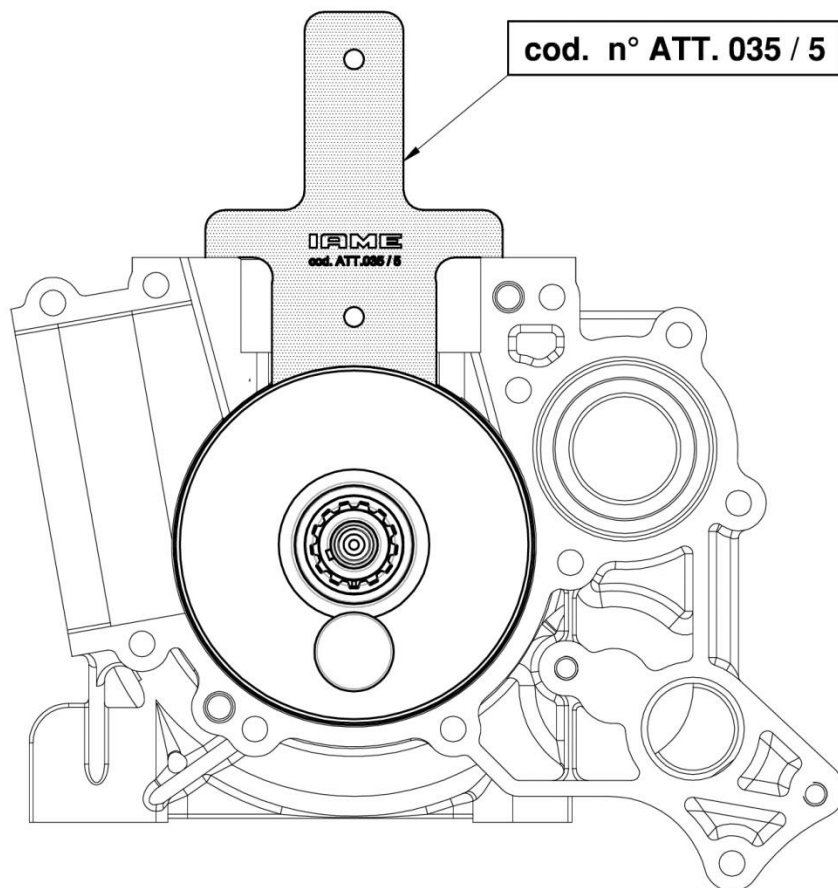
**cod. n° ATT. 047 / 4**

**CRANKCASE CHECKING TOOLS - CONTRÔLE DU CARTER**

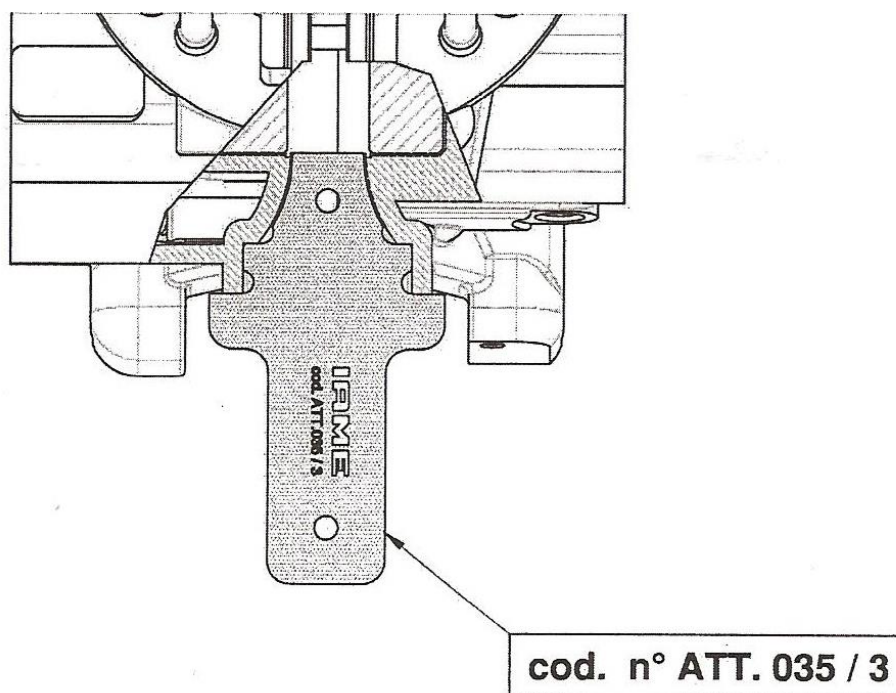
**CHECKING THE INTERAXLE OF THE CILYNDER PINS**  
**CONTRÔLE DE L'ENTRAXE DES PIONS DE CENTRAGE DU CYLINDRE**



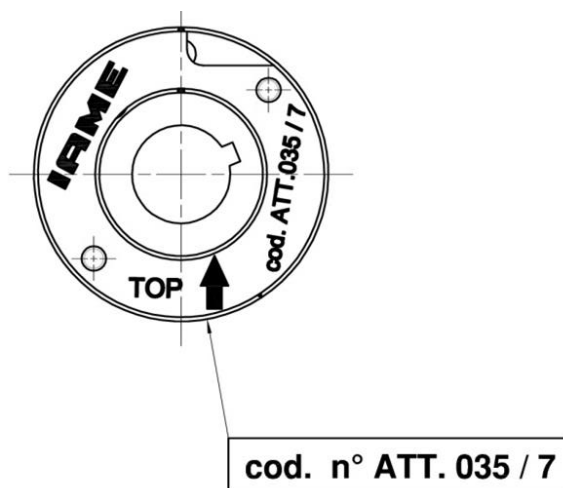
**CONTROL OF THE HEIGHT OF THE CRANKSHAFT CYLINDER PLANE**  
**CONTRÔLE DE LA HAUTEUR DU PLAN CYLINDRE SUR LE CARTER**



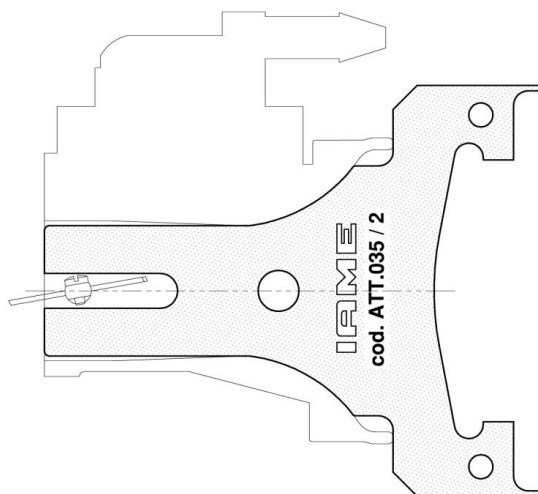
**CHECKING OF THE REEDS VALVE PLANE**  
**CONTRÔLE DU PLAN DU LOGEMENT DE LA BOITE À CLAPETS**



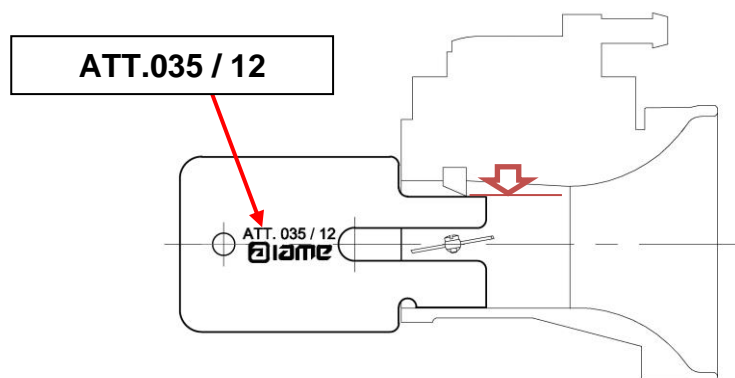
CHECKING OF THE POSITION OF SELETTRA DIGITAL "S" PHASE MARKING  
CONTRÔLE DE LA POSITION DU MARQUAGE DE PHASE  
SELETTRA DIGITAL "S"



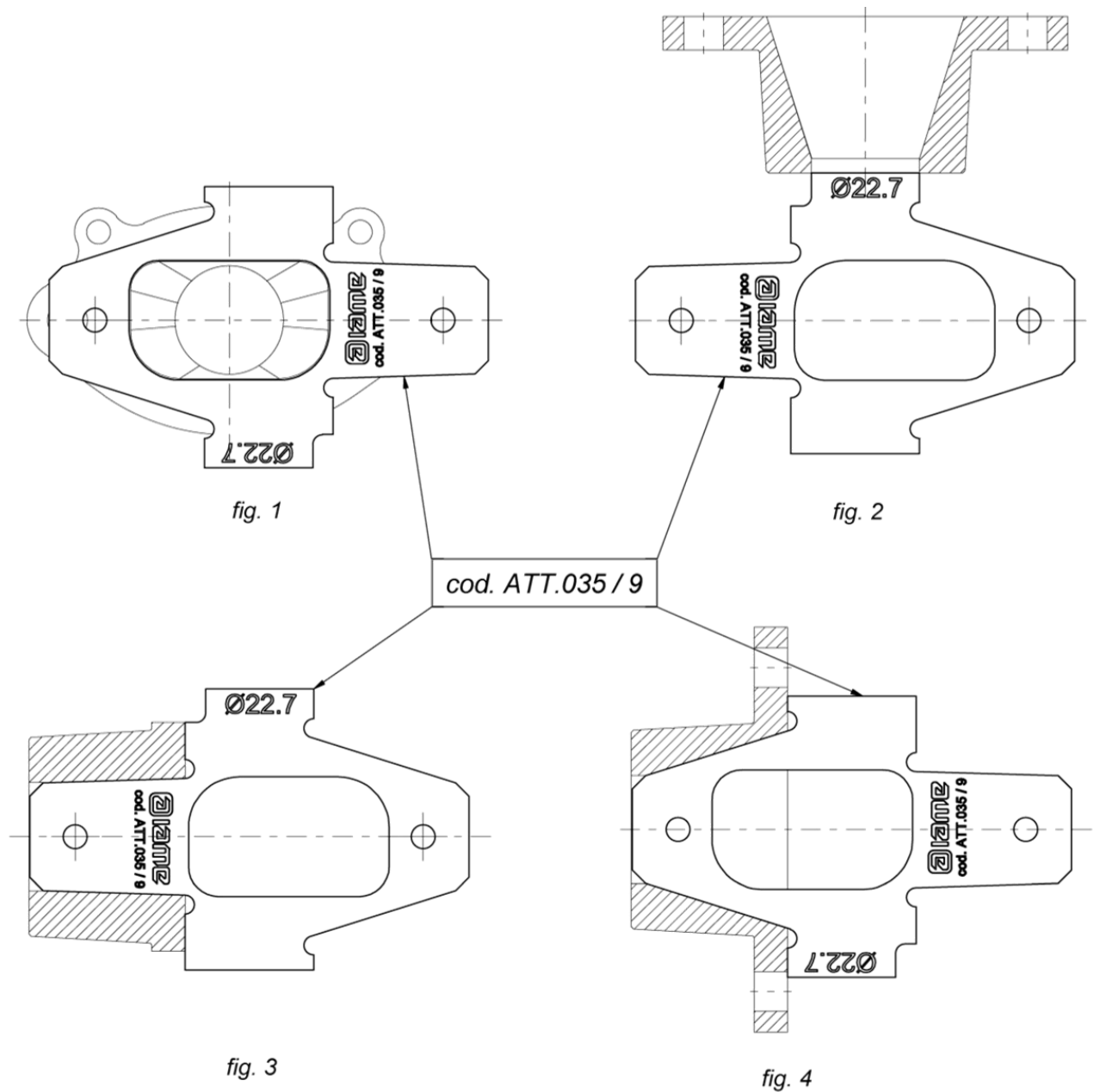
VENTURI SHAPE CONTROL OF TILLOTSON HW-27A CARBURETTOR  
CONTRÔLE DU VENTURI DU CARBURATEUR TILLOTSON HW-27A



CHECKING OF THE HEIGHT OF THE ATOMISER – GO IF IT'S OK  
CONTRÔLE DE LA HAUTEUR DU PULVERISATEUR  
IL PASSE S'IL EST CONFORME



## EXHAUST MANIFOLD CHECKING TOOL - CONTRÔLE DU RACCORD D'ÉCHAPPEMENT



THE NO-GO GAUGE MUST NOT ENTER INTO THE EXHAUST RESTRICTOR, (FIG.2);  
VERIFIEZ QUE LE CALIBRE N'ENTRE PAS DANS LE TROU DU RESTRICTEUR D'ÉCHAPPEMENT.

CHECK THAT THE TOOL MATCHES THE SHAPE OF THE EXHAUST MANIFOLD, (FIG.1,3 AND 4).  
VERIFIEZ QUE LA FORME DU RESTRICTEUR D'ÉCHAPPEMENT EST LA MEME DE L'OUTIL