

X30 SENIOR

Test-Session 3 odd

Track length: 1.315 Km

Session Started: 14:00:12

Best Lap by: 833 - Jannik Remmert - 1:07.578

Rank	#	Driver	Nat	Sponsor Entrant	Nat	License E-License	Make	laps	Best Lap	Diff	In Lap	Penalty
1	833	Jannik Remmert	DEU	VDB Kart Racing	DEU	ITE19994 KBF10478	Tony Kart/IAME/Komet	8	1:07.578		8	
2	887	Torben Gröndahl	DEU	MSC Groß Dölln e.V. im ADAC CV Performance Group	DEU	ITC-C14120 BIF38321	KR/IAME/Komet	4	1:08.141	0.563	3	
3	809	Luis Esser	DEU	RMW Motorsport	DEU	ITE 11661 12143	OTK/IAME/Komet	8	1:08.323	0.745	4	
4	885	Carl Luthardt	DEU	TB Racing Team	DEU	ITE 0 KBF38262	KR/IAME/Komet	6	1:08.943	1.365	4	
5	821	Manuel Wagner	DEU	RS-Motorsport	DEU	ITE 39259 BIF40372	CRG/IAME/Komet	7	1:09.130	1.552	7	
6	903	Kevin Lantinga	NLD	J.K. Lantinga	NLD	ITE42585 IEL30038	Croc/IAME/Komet	6	1:09.161	1.583	6	
7	845	Jan Waibel	DEU	ADAC Mittelrhein e.V. VDB Kart Racing	DEU	NKA12495 KBF10478	Tony Kart/IAME/Komet	7	1:09.342	1.764	7	
8	877	Niklas Hirsch	DEU	MSC-Langenfeld e. V. im ADAC SIM-ON	DEU	ITF39320 BIF17883	Kosmic/IAME/Komet	7	1:09.363	1.785	7	
9	855	Matti Klases	DEU	DSK e.V. Ja zum Motorsport RMW Motorsport	DEU	ITE13782 BIC39010	Tony Kart/IAME/Komet	2	1:09.476	1.898	2	
10	895	Phil Colin Streng	DEU	ADAC Württemberg e.V. Ebert Motorsport	DEU	ITG25516 EL38528	LN/IAME/Komet	3	1:09.783	2.205	2	
11	829	Lutz Ohsenbrink	DEU	KSL Racing Team	DEU	ITG1202995 KBF1304585	Alonso/IAME/Komet	5	1:09.795	2.217	5	
12	899	Luke Neubauer	DEU	AT Motorsport	DEU	NKA16390 KBF16857	OTK/IAME/Komet	7	1:10.495	2.917	6	
13	807	Marlon Vatter	DEU	AT Motorsport	DEU	ITF35682 BIC16857	Exprit/IAME/Komet	8	1:10.524	2.946	7	
14	811	Karl Schmiederer	DEU	RS-Motorsport	DEU	ITE39775 KBF10332	CRG/IAME/Komet	8	1:10.651	3.073	3	
15	853	Devin Leon Ucar	DEU	ADAC Pfalz e.V. Ucar	DEU	ITF25209 IDC25209	Tony Kart /IAME/Komet	5	1:11.340	3.762	3	
16	843	Luis Simon	DEU	PCH Racing	DEU	NKA36581 39956	LN/IAME/Komet	7	1:11.416	3.838	6	
17	817	Maximilian Engelstädter	DEU	Dörr Motorsport	DEU	ITE 12345 BIF38420	KR/IAME/Komet	6	1:11.638	4.060	6	
18	827	Julius Berthold	DEU	TB Racing Team	DEU	ITF38613 KBF12562	KR/IAME/Komet	4	1:13.278	5.700	4	
19	815	Moritz Wolber	DEU	ADAC SA/Obaden e.V. NEES RACING	DEU	NKA16641 BIF17863	Maranello/IAME/Komet	1	1:15.019	7.441	1	
20	823	Jason Bralic	NLD	SIM-ON	DEU	ITG46957 KBF17883	Kosmic/IAME/Komet	0			0	
21	835	Jarno Wiese	DEU	VDB Kart Racing	DEU	ITE 40767 KBF10478	OTK/IAME/Komet	0			0	
22	844	Kevin Wagner	DEU	MSC-Langenfeld e. V. im ADAC Valier Motorsport	DEU	ITE 11828 BIF15727	Energy/IAME/Komet	0			0	
23	881	Jacob Trost	DEU	ADAC Hessen-Thüringen e.V. DUTT MOTORSPORT by FENSTER.COM	LUX	NKA15488 IDCK867	Tony Kart/IAME/Komet	0			0	
24	883	Felix Schmidt	DEU	Mach1 Motorsport	DEU	ITE 21993 BIF20651	MACH1/IAME/Komet	0			0	
25	891	Luka Koullen	NLD	PCH Racing	DEU	NKA50483 BIF39956	LN/IAME/Komet	0			0	
26	999	Sebastian Hedin	SWE	Valier Motorsport	DEU	ITE90452 KBF39300	Energy/IAME/Komet	0			0	


Timekeeper
M.Riehmers

Race Director
H.Seidel

Page 1/1

These results are provisional until the conclusion of any judicial and technical matters!

Printed: 19.04.2024 / 14:40



INT. ADAC Kartrennen Mülsen

X30 SENIOR

Test-Session 3 odd

Practice (10:00 Time) started at 14:00:12

Arena E Mülsen 1,315 Km

19.04.2024 14:00

Lap	Time of Day	Lap Tm	Diff	S1 Tm	S2 Tm	S3 Tm
(83) Jannik Remmert						
1	1:02:41.858	1:09.656	+2.078	29.901	20.713	19.042
2	1:03:50.699	1:08.841	+1.263	29.412	20.545	18.884
3	1:05:00.091	1:09.392	+1.814	29.403	20.830	19.159
4	1:06:08.522	1:08.431	+0.853	29.237	20.441	18.753
5	1:07:17.075	1:08.553	+0.975	29.127	20.634	18.792
6	1:08:27.047	1:09.972	+2.394			18.843
7	1:09:35.087	1:08.040	+0.462	28.889	20.382	18.769
8	1:10:42.665	1:07.578		28.589	20.175	18.814
(87) Torben Grøndahl						
1	1:02:43.813	1:10.831	+2.690	30.474	21.521	18.836
2	1:03:53.140	1:09.327	+1.186	29.853	20.545	18.929
3	1:05:01.281	1:08.141		28.686	20.729	18.726
4	1:06:09.902	3:58.621	!:50.480	29.332	20.549	18.985
(89) Luis Esser						
1	1:02:48.053	1:10.792	+2.469			19.205
2	1:03:57.113	1:09.060	+0.737			18.936
3	1:05:06.722	1:09.609	+1.286			18.876
4	1:06:15.045	1:08.323				18.835
5	1:07:24.173	1:09.128	+0.805			19.196
6	1:08:32.600	1:08.427	+0.104	28.993	20.518	18.916
7	1:09:41.534	1:08.934	+0.611			19.017
8	1:10:50.214	1:08.680	+0.357			18.936
(88) Carl Luthardt						
1	1:04:17.074	1:09.967	+1.024			18.934
2	1:05:26.322	1:09.248	+0.305			18.946
3	1:06:39.290	1:12.968	+4.025			22.834
4	1:07:48.233	1:08.943		29.503	20.564	18.876
5	1:08:57.309	1:09.076	+0.133	29.316	20.655	19.105
6	1:10:07.827	1:10.518	+1.575			18.881
(82) Manuel Wagner						
1	1:02:48.478	1:11.683	+2.553	30.054	22.319	19.310
2	1:04:54.972	2:06.494	+57.364	30.342	21.354	1:14.798
3	1:06:05.872	1:10.900	+1.770	30.184	21.427	19.289
4	1:07:16.233	1:10.361	+1.231	30.264	21.201	18.896
5	1:08:27.691	1:11.458	+2.328	30.422	21.406	19.630
6	1:09:37.009	1:09.318	+0.188	29.484	20.775	19.059
7	1:10:46.139	1:09.130		29.134	20.940	19.056
(90) Kevin Laninga						
1	1:02:44.072	1:13.585	+4.424	32.201	21.980	19.404
2	1:03:55.977	1:11.905	+2.744	30.954	21.579	19.372
3	1:05:06.369	1:10.392	+1.231	30.299	21.140	18.953
4	1:06:16.591	1:10.222	+1.061	29.900	21.474	18.848
5	1:07:27.665	1:11.074	+1.913	29.489	21.966	19.619
6	1:08:36.826	1:09.161		29.625	20.617	18.919
(84) Jan Waibel						
1	1:03:17.106	1:12.650	+3.308			19.789
2	1:04:28.431	1:11.325	+1.983			19.718
3	1:05:39.129	1:10.698	+1.356			19.566
4	1:06:57.015	1:17.886	+8.544			19.767
5	1:08:06.772	1:09.757	+0.415			19.259
6	1:09:16.921	1:10.149	+0.807			19.443
7	1:10:26.263	1:09.342				19.153
(87) Niklas Hirsch						
1	1:03:22.302	1:12.695	+3.332			19.703
2	1:04:33.956	1:11.654	+2.291			19.508
3	1:05:44.147	1:10.191	+0.828			19.724
4	1:06:54.619	1:10.472	+1.109	29.644	21.343	19.485
5	1:08:04.396	1:09.777	+0.414			19.602
6	1:09:14.374	1:09.978	+0.615	29.570	21.019	19.389
7	1:10:23.737	1:09.363		29.326	20.643	19.394
(85) Matti Klasen						
1	1:05:07.644	1:09.804	+0.328	29.683	21.107	19.014
2	1:06:17.120	1:09.476		29.899	20.688	18.889

Lap	Time of Day	Lap Tm	Diff	S1 Tm	S2 Tm	S3 Tm
(89) Phil Colin Strenge						
1	1:08:29.965	1:16.261	+6.478	30.877	26.041	19.343
2	1:09:39.748	1:09.783		29.971	20.517	19.295
3	1:10:50.162	1:10.414	+0.631	30.451	20.880	19.083
(82) Lutz Ohsenbrink						
1	1:05:57.703	1:16.172	+6.377	30.414		
2	1:07:08.247	1:10.544	+0.749		1:36.924	19.378
3	1:08:19.140	1:10.893	+1.098	30.454	20.925	19.514
4	1:09:29.152	1:10.012	+0.217	29.367	21.086	19.559
5	1:10:38.947	1:09.795		29.579	20.899	19.317
(89) Luke Neubauer						
1	1:03:31.652	1:14.054	+3.559	31.280	22.162	20.612
2	1:04:44.035	1:12.383	+1.888	30.390	22.067	19.926
3	1:05:55.371	1:11.336	+0.841	30.020	21.784	19.532
4	1:07:07.307	1:11.936	+1.441	30.279	21.435	20.222
5	1:08:19.045	1:11.738	+1.243	29.783	22.162	19.793
6	1:09:29.540	1:10.495		29.829	21.476	19.190
7	1:10:44.042	1:14.502	+4.007	29.549	24.596	20.357
(80) Marlon Vatter						
1	1:02:56.303	1:16.794	+6.270	34.525	22.735	19.534
2	1:04:07.621	1:11.318	+0.794	29.849	21.934	19.535
3	1:05:18.793	1:11.172	+0.648	29.365	21.749	20.058
4	1:06:34.116	1:15.323	+4.799	29.870	21.845	23.608
5	1:07:45.481	1:11.365	+0.841	30.254	21.569	19.542
6	1:08:56.754	1:11.273	+0.749	30.075	21.122	20.076
7	1:10:07.278	1:10.524		30.506	20.776	19.242
8	1:11:18.404	1:11.126	+0.602	29.897	21.562	19.667
(81) Karl Schmiederer						
1	1:02:57.220	1:14.303	+3.652			20.026
2	1:04:08.954	1:11.734	+1.083	30.300	21.800	19.634
3	1:05:19.605	1:10.651		30.017	21.361	19.273
4	1:06:32.411	1:12.806	+2.155			20.123
5	1:07:43.886	1:11.475	+0.824			19.439
6	1:08:56.921	1:13.035	+2.384	30.781	21.427	20.827
7	1:10:11.509	1:14.588	+3.937	31.918	22.806	19.864
8	1:11:22.604	1:11.095	+0.444	30.464	21.089	19.542
(85) Devin Leon Ucar						
1	1:06:25.309	1:12.636	+1.296			19.595
2	1:07:43.539	1:18.230	+6.890			26.239
3	1:08:54.879	1:11.340				19.505
4	1:10:06.276	1:11.397	+0.057			19.512
5	1:11:18.339	1:12.063	+0.723			20.443
(84) Luis Simon						
1	1:03:00.742	1:13.819	+2.403			19.685
2	1:04:14.407	1:13.665	+2.249			19.977
3	1:05:28.209	1:13.802	+2.386	31.343	22.629	19.830
4	1:06:41.487	1:13.278	+1.862			19.848
5	1:07:54.269	1:12.782	+1.366	31.151	21.809	19.822
6	1:09:05.685	1:11.416				19.567
7	1:10:18.168	1:12.483	+1.067			19.711
(81) Maximilian Engelstädter						
1	1:05:14.591	1:13.228	+1.590			20.521
2	1:06:28.041	1:13.450	+1.812			20.506
3	1:07:42.172	1:14.131	+2.493			21.127
4	1:08:54.716	1:12.544	+0.906			20.632
5	1:10:12.819	1:18.103	+6.465			20.417
6	1:11:24.457	1:11.638				20.037
(82) Julius Berthold						
1	1:06:55.858	4:55.871	!:42.593	32.909	22.980	20.988
2	1:08:10.133	1:14.275	+0.997	32.224	21.897	20.154
3	1:09:24.782	1:14.649	+1.371	31.537	23.106	20.006
4	1:10:38.060	1:13.278		31.261	22.061	19.956
(81) Moritz Wolber						
1	1:08:30.434	1:15.019		32.095	22.754	20.170

Orbits



X30 SENIOR

Test-Session 3 even

Track length: 1.315 Km

Session Started: 14:15:05

Best Lap by: 810 - Daniel Guinchart - 1:08.542

Rank	#	Driver	Nat	Sponsor Entrant	Nat	License E-License	Make	laps	Best Lap	Diff	In Lap	Penalty
1	810	Daniel Guinchart	GBR	SFR Motorsport	GBR	ITC-C292117 368379	Birel Art/IAME/Vega	7	1:08.542		7	
2	876	Cemil Bayyati	DEU	Dörr Motorsport	DEU	ITG15366 BIF38420	KR/IAME/Komet	7	1:09.024	0.482	3	
3	802	Nando Weixelbaumer	AUT	TB Racing Team	DEU	ITEJK2078 KBF38262	KR/IAME/Komet	6	1:09.031	0.489	6	
4	830	Max Hezel	DEU	ADAC Hessen-Thüringen e.V. CV Performance Group	DEU	ITF38265 BIF38321	KR/IAME/Komet	7	1:09.206	0.664	7	
5	884	Davin Singer	DEU	ADAC Südbaden e.V. CV Performance Group	DEU	ITE 23384 BIF38321	KR/IAME/Komet	7	1:09.209	0.667	7	
6	864	Marc Gerstenkorn	CHE	Kartshop Ampfing	DEU	ITF375 BIF25142	Drago Corse/IAME/Komet	8	1:09.367	0.825	8	
7	816	Elias Schorneck	DEU	VDB Kart Racing	DEU	NKA24530 KBF10478	Tony Kart/IAME/Komet	7	1:09.446	0.904	7	
8	818	Matthij Vandebroek	DEU	VDB Kart Racing	DEU	ITE 11491 KBF10478	Tony Kart/IAME/Komet	7	1:09.779	1.237	7	
9	890	Leonard Hocker	DEU	RS-Motorsport	DEU	NKA22440 KBF40372	CRG/IAME/Komet	8	1:10.028	1.486	8	
10	980	Benno Drelok	DEU	Rocco Drelok	DEU	NKA10580 BEK1204567	Tony Kart/IAME/Komet	7	1:10.636	2.094	4	
11	888	Louis Schütze	DEU	RF Racing	DEU	ITE 17941 BIC1132858	KR/IAME/Komet	7	1:12.050	3.508	7	
12	820	Felix Maurer	DEU	DUTT MOTORSPORT by FENSTER.com	LUX	NKA1210585 IBLK867	Tony Kart/IAME/Komet	7	1:13.077	4.535	6	
13	872	Tobias Burgstahler	DEU	ADAC Württemberg e.V. Stern Motorsport	DEU	NKA38364 KBF38195	KR/IAME/Komet	7	1:13.371	4.829	5	
14	808	Eric Wess	DEU	Kartshop Ampfing	DEU	NKA?? BIC25142	Drago Corse/IAME/Komet	5	1:13.491	4.949	2	
15	902	Daniel Brozovic	DEU	TR Motorsport	DEU	ITE 42036 KBF23400	OTK/IAME/Komet	6	1:13.736	5.194	3	
16	834	Moritz Schwing	DEU	Team NKS	DEU	ITE 12057 KBF29153	DR/IAME/Komet	2	1:14.243	5.701	1	
17	814	Nina Aptsiauri	GEO	CRG Deutschland	DEU	ITF230054 KBF18122	CRG/IAME/Komet	4	1:18.262	9.720	2	


Timekeeper
M.Riehmers

Race Director
H.Seidel

Page 1/1

These results are provisional until the conclusion of any judicial and technical matters!

Printed: 19.04.2024 / 14:27



INT. ADAC Kartrennen Mülsen

X30 SENIOR

Arena E Mülsen 1,315 Km

Test-Session 3 even

19.04.2024 14:15

Practice (10:00 Time) started at 14:15:05

Lap	Time of Day	Lap Tm	Diff	S1 Tm	S2 Tm	S3 Tm
(810) Daniel Guinchard						
1	14:18:09.874	1:10.191	+1.649	30.051	21.034	19.106
2	14:19:32.114	1:22.240	+13.698	33.109	20.771	28.360
3	14:20:42.422	1:10.308	+1.766	29.863	21.055	19.390
4	14:21:52.950	1:10.528	+1.986	29.851	21.138	19.539
5	14:23:02.631	1:09.681	+1.139	30.167	20.242	19.272
6	14:24:11.835	1:09.204	+0.662	29.781	20.385	19.038
7	14:25:20.377	1:08.542		29.379	20.209	18.954

(876) Cemil Bayyati						
1	14:19:12.187	1:10.297	+1.273	30.129	21.171	18.997
2	14:20:22.080	1:09.893	+0.869	29.547	20.880	19.466
3	14:21:31.104	1:09.024		29.410	20.584	19.080
4	14:22:41.470	1:10.366	+1.342	29.913	20.911	19.542
5	14:23:51.371	1:09.901	+0.877	29.618	20.958	19.325
6	14:25:04.295	1:12.924	+3.900	32.067	21.337	19.520
7	14:26:19.123	1:14.828	+5.804	32.023	23.306	19.499

(802) Nando Weixelbaumer						
1	14:18:21.374	1:17.858	+8.827	36.978	21.667	19.213
2	14:19:32.805	1:11.431	+2.400	29.782	20.752	20.897
3	14:20:44.990	1:12.185	+3.154	32.441	20.770	18.974
4	14:23:36.888	2:51.398	+1:42.367	29.506	21.472	19.222
5	14:24:45.670	1:09.282	+0.251			18.943
6	14:25:54.701	1:09.031				19.082

(830) Max Hezel						
1	14:18:03.468	1:13.162	+3.956	30.371	23.324	19.467
2	14:19:14.835	1:11.367	+2.161	30.823	21.277	19.267
3	14:20:27.369	1:12.534	+3.328	31.175	22.228	19.131
4	14:21:38.124	1:10.755	+1.549	30.448	21.262	19.045
5	14:22:48.412	1:10.288	+1.082	30.214	20.984	19.090
6	14:23:58.024	1:09.612	+0.406	29.807	20.808	18.997
7	14:25:07.230	1:09.206		29.347	20.885	18.974

(884) Davin Singer						
1	14:18:19.136	1:10.898	+1.689	29.782	21.599	19.517
2	14:19:30.608	1:11.472	+2.263	30.539	21.514	19.419
3	14:20:41.444	1:10.836	+1.627	29.991	21.851	18.994
4	14:21:53.172	1:11.728	+2.519	30.439	21.100	20.189
5	14:23:03.377	1:10.205	+0.996	30.253	21.158	18.794
6	14:24:13.554	1:10.177	+0.968	30.367	20.920	18.890
7	14:25:22.763	1:09.209		29.468	20.862	18.879

(864) Marc Gerstenkorn						
1	14:17:52.137	1:12.573	+3.206	30.751	22.692	19.130
2	14:19:06.570	1:14.433	+5.066	31.008	22.832	20.593
3	14:20:17.693	1:11.123	+1.756	30.042	21.979	19.102
4	14:21:29.131	1:11.438	+2.071	30.243	21.842	19.353
5	14:22:40.513	1:11.382	+2.015	30.802	21.208	19.372
6	14:23:51.661	1:11.148	+1.781	30.164	21.208	19.776
7	14:25:01.436	1:09.775	+0.408	30.327	20.453	18.995
8	14:26:10.803	1:09.357		29.835	20.738	18.794

(816) Elias Schorneck						
1	14:18:15.194	1:12.450	+3.004	31.379	21.343	19.728
2	14:19:26.221	1:11.027	+1.581	30.275	21.341	19.411
3	14:20:36.967	1:10.746	+1.300	30.662	21.054	19.030
4	14:21:47.069	1:10.102	+0.656	29.542	21.401	19.159
5	14:22:56.835	1:09.766	+0.320	29.864	20.773	19.129
6	14:24:06.727	1:09.892	+0.446	29.841	20.739	19.312
7	14:25:16.173	1:09.446		29.821	20.714	18.911

(818) Matthy Vandebroek						
1	14:18:17.496	1:12.072	+2.293	30.930	21.910	19.232
2	14:19:28.625	1:11.129	+1.350	30.271	21.317	19.541
3	14:20:41.311	1:12.686	+2.907	30.659	22.847	19.180
4	14:21:54.429	1:13.118	+3.339	31.180	21.416	20.522
5	14:23:05.130	1:10.701	+0.922	30.596	20.974	19.131
6	14:24:15.068	1:09.938	+0.159	29.912	20.858	19.168
7	14:25:24.847	1:09.779		29.713	20.896	19.170

(890) Leonard Hocker						
-----------------------------	--	--	--	--	--	--

(980) Benno Drelok						
1	14:17:55.212	1:11.808	+1.780			19.066
2	14:19:06.011	1:10.799	+0.771			19.087
3	14:20:16.859	1:10.848	+0.820			18.767
4	14:21:28.625	1:11.766	+1.738			19.608
5	14:22:41.697	1:13.072	+3.044			20.855
6	14:23:51.730	1:10.033	+0.005			18.790
7	14:25:03.885	1:12.155	+2.127			19.272
8	14:26:13.913	1:10.028				18.695

(888) Louis Schütze						
1	14:17:58.968	1:12.711	+2.075	30.977	22.063	19.671
2	14:19:10.991	1:12.023	+1.387	30.664	21.704	19.655
3	14:20:22.542	1:11.551	+0.915	30.349	21.060	20.142
4	14:21:33.178	1:10.636		30.260	21.073	19.303
5	14:22:55.086	1:21.908	+11.272	40.685	21.858	19.365
6	14:24:06.571	1:11.485	+0.849	30.633	21.461	19.391
7	14:25:18.530	1:11.959	+1.323	30.755	21.403	19.801

(820) Felix Maurer						
1	14:18:12.654	1:15.908	+2.831			20.075
2	14:19:27.437	1:14.783	+1.706	32.005	23.030	19.748
3	14:20:42.737	1:15.300	+2.223	31.647	23.451	20.202
4	14:21:58.528	1:15.791	+2.714	32.548	22.450	20.793
5	14:23:13.190	1:14.662	+1.585	32.697	22.280	19.685
6	14:24:26.267	1:13.077		31.052	22.152	19.873
7	14:25:39.404	1:13.137	+0.060	30.990	21.974	20.173

(872) Tobias Burgstahler						
1	14:18:19.669	1:16.176	+2.805	32.029	23.797	20.350
2	14:19:36.089	1:16.420	+3.049	32.013	23.643	20.764
3	14:20:49.654	1:13.565	+0.194	31.354	22.239	19.972
4	14:22:03.964	1:14.310	+0.939			20.123
5	14:23:17.335	1:13.371		31.257	22.490	19.624
6	14:24:35.512	1:18.177	+4.806	30.457	23.355	20.365
7	14:25:59.365	1:23.853	+10.482	41.224	22.813	19.816

(808) Eric Wess						
1	14:18:11.360	1:14.354	+0.863			19.751
2	14:19:24.851	1:13.491				19.806
3	14:20:39.900	1:15.049	+1.558	33.982	21.767	19.300
4	14:21:54.064	1:14.164	+0.673			21.242
5	14:23:09.098	3:35.034	+2:21.543	32.056	22.122	19.817

(902) Daniel Brozovic						
1	14:18:03.094	1:16.946	+3.210	32.767	23.733	20.446
2	14:19:20.643	1:17.549	+3.813	32.191	23.283	22.075
3	14:20:34.379	1:13.736		31.394	22.149	20.193
4	14:23:41.712	3:07.333	+1:53.597	31.586	22.210	20.305
5	14:24:55.826	1:14.114	+0.378	31.506	21.817	20.791
6	14:26:10.127	1:14.301	+0.565	31.237	23.051	20.013

(834) Moritz Schwing						
1	14:17:56.794	1:14.243				20.236
2	14:19:38.599	1:41.805	+27.562	43.758	22.042	36.005

(814) Nina Aptsiauri						
1	14:18:21.086	1:21.611	+3.349			21.438
2	14:19:39.348	1:18.262				20.511
3	14:21:55.291	2:15.943	+57.681			21.999
4	14:23:13.998	1:18.707	+0.445			20.795

Orbits



X30 SENIOR

Test-Session 4 odd

Track length: 1.315 Km

Session Started: 16:00:03

Best Lap by: 903 - Kevin Lantinga - 1:05.290

Rank	#	Driver	Nat	Sponsor Entrant	Nat	License E-License	Make	laps	Best Lap	Diff	In Lap	Penalty
1	903	Kevin Lantinga	NLD	J.K. Lantinga	NLD	ITE42585 IEL30038	Croc/IAME/Komet	6	1:05.290		5	
2	833	Jannik Rimmert	DEU	VDB Kart Racing	DEU	ITE19994 KBF10478	Tony Kart/IAME/Komet	7	1:05.551	0.261	6	
3	809	Luis Esser	DEU	RMW Motorsport	DEU	ITE 11661 12143	OTK/IAME/Komet	6	1:05.798	0.508	6	
4	887	Torben Gröndahl	DEU	MSC Groß Dölln e.V. im ADAC CV Performance Group	DEU	ITC-C14120 BIF38321	KR/IAME/Komet	6	1:06.217	0.927	5	
5	821	Manuel Wagner	DEU	RS-Motorsport	DEU	ITE 39259 BIF40372	CRG/IAME/Komet	8	1:06.565	1.275	8	
6	855	Matti Klasen	DEU	DSK e.V. Ja zum Motorsport RMW Motorsport	DEU	ITE13782 BIC39010	Tony Kart/IAME/Komet	8	1:06.585	1.295	5	
7	885	Carl Luthardt	DEU	TB Racing Team	DEU	ITE 0 KBF38262	KR/IAME/Komet	6	1:06.755	1.465	6	
8	895	Phil Colin Streng	DEU	ADAC Württemberg e.V. Ebert Motorsport	DEU	ITG25516 EL38528	LN/IAME/Komet	8	1:06.831	1.541	8	
9	829	Lutz Ohsenbrink	DEU	KSL Racing Team	DEU	ITG1202995 KBF1304585	Alonso/IAME/Komet	8	1:06.858	1.568	3	
10	899	Luke Neubauer	DEU	AT Motorsport	DEU	NKA16390 KBF16857	OTK/IAME/Komet	8	1:06.898	1.608	8	
11	815	Moritz Wolber	DEU	ADAC Südbaden e.V. NEES RACING	DEU	NKA16641 BIF17863	Maranello/IAME/Komet	6	1:07.093	1.803	5	
12	877	Niklas Hirsch	DEU	MSC-Langensfeld e. V. im ADAC SIM-ON	DEU	ITF39320 BIF17883	Kosmic/IAME/Komet	8	1:07.095	1.805	4	
13	845	Jan Waibel	DEU	ADAC Mittelrhein e.V. VDB Kart Racing	DEU	NKA12495 KBF10478	Tony Kart/IAME/Komet	8	1:07.151	1.861	4	
14	823	Jason Bralic	NLD	SIM-ON	DEU	ITG46957 KBF17883	Kosmic/IAME/Komet	7	1:07.213	1.923	3	
15	807	Marlon Vatter	DEU	AT Motorsport	DEU	ITF35682 BIC16857	Exprit/IAME/Komet	8	1:07.226	1.936	7	
16	811	Karl Schmiederer	DEU	RS-Motorsport	DEU	ITE39775 KBF10332	CRG/IAME/Komet	8	1:07.240	1.950	5	
17	853	Devin Leon Ucar	DEU	ADAC Pfalz e.V. Ucar	DEU	ITF25209 IDC25209	Tony Kart /IAME/Komet	8	1:07.777	2.487	3	
18	835	Jarno Wiese	DEU	VDB Kart Racing	DEU	ITE 40767 KBF10478	OTK/IAME/Komet	7	1:08.163	2.873	6	
19	891	Luka Koullen	NLD	PCH Racing	DEU	NKA50483 BIF39956	LN/IAME/Komet	5	1:08.352	3.062	5	
20	827	Julius Berthold	DEU	TB Racing Team	DEU	ITF38613 KBF12562	KR/IAME/Komet	8	1:08.489	3.199	7	
21	817	Maximilian Engelstädter	DEU	Dörr Motorsport	DEU	ITE 12345 BIF38420	KR/IAME/Komet	8	1:08.761	3.471	4	
22	843	Luis Simon	DEU	PCH Racing	DEU	NKA36581 39956	LN/IAME/Komet	6	1:09.450	4.160	3	


Timekeeper
M.Riehmers

Race Director
H.Seidel

Page 1/1

These results are provisional until the conclusion of any judicial and technical matters!

Printed: 19.04.2024 / 16:11



INT. ADAC Kartrennen Mülsen

X30 SENIOR

Arena E Mülsen 1,315 Km

Test-Session 4 odd

19.04.2024 16:00

Practice (10:00 Time) started at 16:00:03

Lap	Time of Day	Lap Tm	Diff	S1 Tm	S2 Tm	S3 Tm
(903) Kevin Lantinga						
1	16:02:34.553	1:07.486	+2.196			18.711
2	16:03:41.483	1:06.990	+1.640			18.543
3	16:04:48.375	1:06.892	+1.602			18.642
4	16:07:55.713	3:07.388	+2.02.048	2:29.631	19.326	18.381
5	16:09:01.003	1:05.290				18.300
6	16:10:06.882	1:05.879	+0.589	28.258	19.292	18.329

(833) Jannik Remmert						
1	16:02:58.697	1:06.873	+1.322	28.680	19.902	18.291
2	16:04:06.762	1:08.065	+2.514	28.313	20.931	18.821
3	16:05:13.299	1:06.537	+0.986	28.455	19.541	18.541
4	16:06:50.297	1:36.998	+31.447	28.942	19.627	48.429
5	16:07:56.470	1:06.173	+0.622	28.947	19.185	18.041
6	16:09:02.021	1:05.551		28.304	19.310	17.937
7	16:10:08.907	1:06.886	+1.335			18.358

(809) Luis Esser						
1	16:02:35.426	1:07.618	+1.820			18.440
2	16:03:42.624	1:07.198	+1.400			18.524
3	16:07:11.755	3:29.131	+2.23.333			18.301
4	16:08:17.876	1:06.121	+0.323			18.176
5	16:09:23.885	1:06.009	+0.211			18.320
6	16:10:29.683	1:05.798				18.194

(887) Torben Gröndahl						
1	16:02:35.144	1:07.682	+1.465	29.061	20.142	18.479
2	16:03:42.318	1:07.174	+0.957			18.531
3	16:04:49.621	1:07.303	+1.086			18.698
4	16:08:07.175	3:17.554	+2.11.337			18.538
5	16:09:13.392	1:05.217				18.573
6	16:10:22.068	1:08.676	+2.459			18.304

(821) Manuel Wagner						
1	16:02:41.435	1:08.459	+1.894	29.082	20.779	18.598
2	16:03:50.070	1:08.635	+0.270	28.872	20.967	18.796
3	16:04:57.744	1:07.674	+1.109	28.689	20.410	18.575
4	16:06:05.851	1:08.107	+1.542	28.888	20.712	18.507
5	16:07:13.486	1:07.635	+1.070	28.773	20.322	18.540
6	16:08:21.020	1:07.534	+0.969	28.707	20.262	18.565
7	16:09:28.125	1:07.105	+0.540	28.559	19.883	18.663
8	16:10:34.690	1:06.555				18.527

(855) Matti Klasen						
1	16:02:38.842	1:07.981	+1.396	29.162	20.424	18.395
2	16:03:46.183	1:07.341	+0.756	28.711	20.309	18.321
3	16:04:53.072	1:06.889	+0.304	28.575	19.992	18.322
4	16:06:00.650	1:07.578	+0.993	29.109	19.979	18.490
5	16:07:07.235	1:06.585		28.407	19.685	18.493
6	16:08:14.364	1:07.129	+0.544	28.924	19.960	18.245
7	16:09:20.960	1:06.596	+0.011	28.517	19.564	18.515
8	16:10:28.217	1:07.257	+0.672	28.324	20.281	18.652

(885) Carl Luthardt						
1	16:02:37.013	1:08.397	+1.642			18.446
2	16:03:44.703	1:07.690	+0.935			18.625
3	16:04:52.470	1:07.767	+1.012			18.522
4	16:06:00.901	1:08.431	+1.676			18.365
5	16:09:32.008	3:31.107	+2.24.352			18.719
6	16:10:38.763	1:06.755				18.574

(895) Phil Colin Strenge						
1	16:02:44.432	1:09.025	+2.194	29.353	20.416	19.256
2	16:03:52.129	1:07.697	+0.866	28.763	20.208	18.726
3	16:05:04.809	1:12.680	+5.849	29.066	24.896	18.718
4	16:06:12.234	1:07.425	+0.594	28.823	20.108	18.494
5	16:07:19.425	1:07.191	+0.360	28.868	19.713	18.610
6	16:08:27.352	1:07.927	+1.096	29.228	20.051	18.648
7	16:09:34.527	1:07.175	+0.344	28.496	19.911	18.768
8	16:10:41.358	1:06.831		28.327	19.885	18.619

(829) Lutz Ohsenbrink						
1	16:02:49.062	1:08.304	+1.446	28.917	20.545	18.842

Lap	Time of Day	Lap Tm	Diff	S1 Tm	S2 Tm	S3 Tm
2	16:03:56.099	1:07.037	+0.179	28.427	19.889	18.721
3	16:05:02.957	1:06.858		28.479	19.937	18.442
4	16:06:11.758	1:08.801	+1.943	30.394	19.923	18.484
5	16:07:18.975	1:07.217	+0.359	28.744	19.924	18.549
6	16:08:34.422	1:15.447	+8.589	37.021	19.823	18.603
7	16:09:41.429	1:07.007	+0.149	28.623	19.831	18.553
8	16:10:48.663	1:07.234	+0.376	28.974	19.566	18.694

(899) Luke Neubauer						
1	16:02:41.061	1:08.960	+2.062	29.215	21.022	18.723
2	16:03:49.742	1:08.681	+1.783	29.180	20.147	19.354
3	16:04:57.833	1:08.091	+1.193	28.732	20.605	18.754
4	16:06:06.542	1:08.709	+1.811	28.514	21.312	18.883
5	16:07:13.896	1:07.354	+0.456			18.533
6	16:08:21.554	1:07.658	+0.760	28.860	20.317	18.481
7	16:09:28.556	1:07.002	+0.104	28.544	19.823	18.635
8	16:10:35.454	1:06.898		28.337	20.062	18.499

(815) Moritz Wölber						
1	16:02:40.447	1:10.185	+3.092	29.697	21.710	18.778
2	16:03:57.676	3:17.229	+2:10.136	2:38.658	20.059	18.512
3	16:07:05.978	1:08.302	+1.209	29.345	20.333	18.624
4	16:08:14.607	1:08.629	+1.536	29.695	20.573	18.361
5	16:09:21.700	1:07.093		28.718	19.810	18.565
6	16:10:30.086	1:08.386	+1.293	29.516	20.490	18.380

(877) Niklas Hirsch						
1	16:03:14.414	1:08.813	+1.718			19.302
2	16:04:22.437	1:08.023	+0.928			18.775
3	16:05:30.129	1:07.692	+0.597			18.692
4	16:06:37.224	1:07.095				18.664
5	16:07:44.608	1:07.384	+0.289			18.900
6	16:08:51.951	1:07.343	+0.248			18.632
7	16:09:59.436	1:07.485	+0.390			18.693
8	16:11:06.582	1:07.146	+0.051			18.703

(845) Jan Waibel						
1	16:02:38.426	1:08.518	+1.367			18.861
2	16:03:46.735	1:08.309	+1.158			18.479
3	16:04:54.603	1:07.868	+0.717			18.715
4	16:06:01.754	1:07.151				18.478
5	16:07:09.606	1:07.852	+0.701			18.707
6	16:08:17.318	1:07.712	+0.561			18.768
7	16:09:32.708	1:15.390	+8.239			24.730
8	16:10:40.780	1:08.072	+0.921			18.719

(823) Jason Bralic						
1	16:03:44.890	1:08.347	+1.134	29.730	20.123	18.494
2	16:04:54.972	1:10.082	+2.869			18.861
3	16:06:02.185	1:07.213		28.710	20.044	18.459
4	16:07:10.182	1:07.997	+0.784			18.727
5	16:08:17.583	1:07.401	+0.188	28.781	20.016	18.604
6	16:09:25.206	1:07.623	+0.410	29.266	19.728	18.629
7	16:10:32.809	1:07.603	+0.390	28.375	20.556	18.672

(807) Marlon Vatter						
1	16:02:40.275	1:08.888	+1.662	29.400	20.750	18.738
2	16:03:51.145	1:10.870	+3.644	28.982	20.451	21.437
3	16:04:59.137	1:07.992	+0.766	28.761	20.742	18.489
4	16:06:06.930	1:07.793	+0.567	28.959	20.142	18.692
5	16:07:15.220	1:08.290	+1.064	29.156	20.322	18.812
6	16:08:22.679	1:07.459	+0.233	28.683	19.885	18.891
7	16:09:29.905	1:07.226		28.559	19.871	18.796
8	16:10:39.255	1:09.350	+2.124	28.550	19.823	20.977

(811) Karl Schmiederer						
1	16:02:44.973	1:10.000	+2.760			19.828
2	16:03:54.173	1:09.200	+1.960			18.915
3	16:05:01.808	1:07.635	+0.395			18.636
4	16:06:10.397	1:08.589	+1.349			18.764
5	16:07:17.637	1:07.240				

INT. ADAC Kartrennen Mülsen

X30 SENIOR

Arena E Mülsen 1,315 Km

Test-Session 4 odd

19.04.2024 16:00

Practice (10:00 Time) started at 16:00:03

Lap	Time of Day	Lap Tm	Diff	S1 Tm	S2 Tm	S3 Tm	Lap	Time of Day	Lap Tm	Diff	S1 Tm	S2 Tm	S3 Tm
(853) Devin Leon Ucar													
1	16:02:44.935	1:08.686	+0.909			19.145							
2	16:03:53.368	1:08.493	+0.656			18.619							
3	16:05:01.145	1:07.777				18.799							
4	16:06:16.426	1:15.281	+7.504			18.804							
5	16:07:24.415	1:07.989	+0.212			18.809							
6	16:08:35.775	1:11.360	+3.583			18.737							
7	16:09:44.539	1:08.764	+0.987			18.877							
8	16:10:52.700	1:08.161	+0.384			18.811							
(835) Jarno Wiese													
1	16:02:54.128	1:14.253	+6.090	31.028	24.578	18.647							
2	16:04:03.418	1:09.290	+1.127	29.662	20.783	18.845							
3	16:05:14.104	1:10.686	+2.523	30.412	21.067	19.207							
4	16:06:27.131	1:13.027	+4.864	29.266	22.357	21.404							
5	16:07:36.267	1:09.136	+0.973	29.209	20.666	19.261							
6	16:08:44.430	1:08.163		29.018	20.291	18.854							
7	16:09:55.948	1:11.518	+3.355	29.684	23.378	18.456							
(891) Luka Koullen													
1	16:02:50.907	1:09.784	+1.432	29.592	21.276	18.916							
2	16:07:22.147	4:31.240	+3:22.888	29.035	20.323	18.929							
3	16:08:32.121	1:09.974	+1.622	29.650	21.213	19.111							
4	16:09:41.212	1:09.091	+0.739	29.440	20.531	19.120							
5	16:10:49.564	1:08.352		29.665	19.963	18.724							
(827) Julius Berthold													
1	16:02:51.551	1:11.903	+3.414	29.901	22.902	19.100							
2	16:04:03.901	1:12.350	+3.861	30.626	21.590	20.134							
3	16:05:13.150	1:09.249	+0.760	29.709	20.626	18.914							
4	16:06:22.513	1:09.363	+0.874	29.795	20.627	18.941							
5	16:07:32.295	1:09.782	+1.293	30.170	20.857	18.755							
6	16:08:41.239	1:08.944	+0.455	29.137	20.585	19.222							
7	16:09:49.728	1:08.489		29.617	20.100	18.772							
8	16:10:58.545	1:08.817	+0.328			18.957							
(817) Maximilian Engelstädter													
1	16:02:52.360	1:10.123	+1.362			19.544							
2	16:04:07.208	1:14.848	+6.087			19.544							
3	16:05:17.371	1:10.163	+1.402			19.584							
4	16:06:26.132	1:08.761				19.300							
5	16:07:35.087	1:08.955	+0.194			19.266							
6	16:08:44.604	1:09.517	+0.756			19.987							
7	16:09:55.360	1:10.756	+1.995			19.528							
8	16:11:04.154	1:08.794	+0.033			19.324							
(843) Luis Simon													
1	16:02:53.077	1:10.246	+0.796			19.319							
2	16:04:03.341	1:10.264	+0.814			19.289							
3	16:05:12.791	1:09.450				19.299							
4	16:06:22.432	1:09.641	+0.191			19.364							
5	16:07:33.153	1:10.721	+1.271			19.166							
6	16:10:54.766	3:21.613	+2:12.163			19.006							



X30 SENIOR

Test-Session 4 even

Track length: 1.315 Km

Session Started: 16:15:04

Best Lap by: 802 - Nando Weixelbaumer - 1:05.406

Rank	#	Driver	Nat	Sponsor Entrant	Nat	License E-License	Make	laps	Best Lap	Diff	In Lap	Penalty
1	802	Nando Weixelbaumer	AUT	TB Racing Team	DEU	ITEJK2078 KBF38262	KR/IAME/Komet	8	1:05.406		7	
2	816	Elias Schorneck	DEU	VDB Kart Racing	DEU	NKA24530 KBF10478	Tony Kart/IAME/Komet	8	1:05.804	0.398	8	
3	830	Max Hezel	DEU	ADAC Hessen-Thüringen e.V. CV Performance Group	DEU	ITF38265 BIF38321	KR/IAME/Komet	8	1:06.251	0.845	8	
4	884	Davin Singer	DEU	ADAC Südbaden e.V. CV Performance Group	DEU	ITE 23384 BIF38321	KR/IAME/Komet	7	1:06.251	0.845	5	
5	812	Rocco Curcio	DEU	Valier Motorsport	DEU	ITE29607 KBF15727	Energy/IAME/Komet	8	1:06.373	0.967	8	
6	876	Cemil Bayyati	DEU	Dörr Motorsport	DEU	ITG15366 BIF38420	KR/IAME/Komet	8	1:06.698	1.292	8	
7	822	Elja Weiss	DEU	DSK e.V. Ja zum Motorsport SIM-ON	DEU	ITG11918 BIC112446	Kosmic/IAME/Komet	6	1:06.739	1.333	5	
8	898	Hawk Baylaan White	GBR	AT Motorsport	DEU	ITE40903 BIC38996	Lenzokart/IAME/Komet	8	1:06.760	1.354	8	
9	818	Matthij Vandebroek	DEU	VDB Kart Racing	DEU	ITE 11491 KBF10478	Tony Kart/IAME/Komet	8	1:06.838	1.432	5	
10	810	Daniel Guinchard	GBR	SFR Motorsport	GBR	ITC-C292117 368379	Birel Art/IAME/Vega	6	1:06.900	1.494	2	
11	864	Marc Gerstenkorn	CHE	Kartshop Ampfing	DEU	ITF375 BIF25142	Drago Corse/IAME/Komet	7	1:06.988	1.582	1	
12	890	Leonard Hocker	DEU	RS-Motorsport	DEU	NKA22440 KBF40372	CRG/IAME/Komet	8	1:07.059	1.653	8	
13	844	Kevin Wagner	DEU	MSC-Langenfeld e. V. im ADAC Valier Motorsport	DEU	ITE 11828 BIF15727	Energy/IAME/Komet	8	1:07.126	1.720	8	
14	888	Louis Schütze	DEU	RF Racing	DEU	ITE 17941 BIC1132858	KR/IAME/Komet	8	1:07.193	1.787	7	
15	980	Benno Drelok	DEU	Rocco Drelok	DEU	NKA10580 BEK1204567	Tony Kart/IAME/Komet	8	1:07.396	1.990	8	
16	902	Daniel Brozovic	DEU	TR Motorsport	DEU	ITE 42036 KBF23400	OTK/IAME/Komet	7	1:07.648	2.242	7	
17	824	Noel Honguero	DEU	VDB Kart Racing	DEU	NKA39248 KBF10478	Tony Kart/IAME/Komet	8	1:07.877	2.471	8	
18	808	Eric Wess	DEU	Kartshop Ampfing	DEU	NKA?? BIC25142	Drago Corse/IAME/Komet	6	1:08.349	2.943	5	
19	834	Moritz Schwing	DEU	Team NKS	DEU	ITE 12057 KBF29153	DR/IAME/Komet	8	1:08.707	3.301	6	
20	820	Felix Maurer	DEU	DUTT MOTORSPORT by FENSTER.com	LUX	NKA1210585 IBLK867	Tony Kart/IAME/Komet	5	1:09.787	4.381	2	
21	814	Nina Aptsiauri	GEO	CRG Deutschland	DEU	ITF230054 KBF18122	CRG/IAME/Komet	6	1:12.535	7.129	4	
22	872	Tobias Burgstahler	DEU	ADAC Württemberg e.V. Stern Motorsport	DEU	NKA38364 KBF38195	KR/IAME/Komet	0			0	


Timekeeper
M.Riehmers

Race Director
H.Seidel

Page 1/1

These results are provisional until the conclusion of any judicial and technical matters!

Printed: 19.04.2024 / 16:26



INT. ADAC Kartrennen Mülsen

X30 SENIOR

Arena E Mülsen 1,315 Km

Test-Session 4 even

19.04.2024 16:15

Practice (10:00 Time) started at 16:15:04

Lap	Time of Day	Lap Tm	Diff	S1 Tm	S2 Tm	S3 Tm
(802) Nando Weixelbaumer						
1	16:18:26.884	1:07.919	+2.513	29.521	19.933	18.465
2	16:19:33.847	1:06.963	+1.557	28.727	19.787	18.449
3	16:20:39.856	1:06.009	+0.603	28.215	19.499	18.295
4	16:21:46.468	1:06.612	+1.206	28.200	19.743	18.669
5	16:22:52.540	1:06.072	+0.666	28.080	19.341	18.651
6	16:23:58.458	1:05.918	+0.512	27.913	19.538	18.467
7	16:25:03.864	1:05.406		27.978	19.162	18.266
8	16:26:11.312	1:07.448	+2.042	29.195	19.808	18.445

Lap	Time of Day	Lap Tm	Diff	S1 Tm	S2 Tm	S3 Tm
(816) Elias Schorneck						
1	16:17:48.147	1:07.144	+1.340	29.167	19.624	18.353
2	16:18:55.617	1:07.470	+1.666	29.119	19.790	18.561
3	16:20:02.023	1:06.406	+0.602	28.959	19.301	18.146
4	16:21:09.169	1:07.146	+1.342	29.159	19.451	18.536
5	16:22:16.531	1:07.362	+1.558	29.522	19.448	18.392
6	16:23:23.113	1:06.582	+0.778	28.946	19.391	18.245
7	16:24:29.561	1:06.448	+0.644	28.821	19.348	18.279
8	16:25:35.365	1:05.804		28.110	19.228	18.466

Lap	Time of Day	Lap Tm	Diff	S1 Tm	S2 Tm	S3 Tm
(830) Max Hezel						
1	16:17:40.572	1:08.684	+2.433	28.842	20.714	19.128
2	16:18:47.597	1:07.025	+0.774	28.629	19.885	18.511
3	16:19:54.361	1:06.764	+0.513	28.524	19.654	18.586
4	16:21:01.119	1:06.758	+0.507	28.709	19.462	18.587
5	16:22:08.356	1:07.237	+0.986	28.795	19.836	18.606
6	16:23:15.367	1:07.011	+0.760	28.735	19.519	18.757
7	16:24:21.777	1:06.410	+0.159	28.437	19.353	18.620
8	16:25:28.028	1:06.251		28.273	19.466	18.512

Lap	Time of Day	Lap Tm	Diff	S1 Tm	S2 Tm	S3 Tm
(884) Davin Singer						
1	16:18:16.203	1:10.142	+3.891	30.695	21.022	18.425
2	16:19:23.267	1:07.064	+0.813	28.961	19.676	18.427
3	16:20:30.063	1:06.796	+0.545	28.721	19.576	18.499
4	16:21:36.959	1:06.896	+0.645	28.639	19.759	18.498
5	16:22:43.210	1:06.251		28.538	19.392	18.321
6	16:23:49.958	1:06.748	+0.497	28.881	19.353	18.514
7	16:24:57.119	1:07.161	+0.910	28.540	20.022	18.599

Lap	Time of Day	Lap Tm	Diff	S1 Tm	S2 Tm	S3 Tm
(812) Rocco Curcio						
1	16:17:45.472	1:09.140	+2.767	29.388	20.980	18.772
2	16:18:57.456	1:11.984	+5.611	33.397	20.074	18.513
3	16:20:04.634	1:07.178	+0.805			18.188
4	16:21:12.214	1:07.580	+1.207			18.332
5	16:22:19.469	1:07.255	+0.882	28.700	20.016	18.539
6	16:23:26.148	1:06.679	+0.306	28.732	19.711	18.236
7	16:24:32.886	1:06.738	+0.365	28.907	19.528	18.303
8	16:25:39.259	1:06.373		28.624	19.521	18.228

Lap	Time of Day	Lap Tm	Diff	S1 Tm	S2 Tm	S3 Tm
(876) Cemil Bayyati						
1	16:18:15.171	1:07.827	+1.129	29.167	19.803	18.857
2	16:19:22.163	1:06.992	+0.294			18.763
3	16:20:31.160	1:08.997	+2.299			18.525
4	16:21:38.386	1:07.226	+0.528			18.693
5	16:22:45.342	1:06.956	+0.258			18.634
6	16:23:52.107	1:06.765	+0.067			18.620
7	16:24:59.810	1:07.703	+1.005	28.580	20.529	18.594
8	16:26:06.508	1:06.698		28.630	19.497	18.571

Lap	Time of Day	Lap Tm	Diff	S1 Tm	S2 Tm	S3 Tm
(822) Elia Weiss						
1	16:19:30.008	1:07.984	+1.245			18.366
2	16:20:37.218	1:07.210	+0.471	28.784	20.147	18.279
3	16:21:47.103	1:09.885	+3.146			20.682
4	16:22:54.091	1:06.988	+0.249	28.643	20.060	18.285
5	16:24:00.830	1:06.739				18.293
6	16:25:07.949	1:07.119	+0.380			18.212

Lap	Time of Day	Lap Tm	Diff	S1 Tm	S2 Tm	S3 Tm
(898) Hawk Baylaan White						
1	16:17:36.678	1:08.590	+1.830			18.766
2	16:18:44.614	1:07.936	+1.176	29.036	20.118	18.782
3	16:19:57.818	1:13.204	+6.444	28.596	25.714	18.894
4	16:21:09.102	1:11.284	+4.524			18.655
5	16:22:17.354	1:08.252	+1.492	29.603	20.081	18.568

Lap	Time of Day	Lap Tm	Diff	S1 Tm	S2 Tm	S3 Tm
6	16:23:30.361	1:13.007	+6.247	34.671	19.582	18.754
7	16:24:38.102	1:07.741	+0.981	29.368	19.545	18.828
8	16:25:44.862	1:06.760				18.743

Lap	Time of Day	Lap Tm	Diff	S1 Tm	S2 Tm	S3 Tm
(818) Matthy Vandebroek						
1	16:17:41.956	1:08.460	+1.622	29.186	20.330	18.944
2	16:18:50.099	1:08.143	+1.305	29.234	20.185	18.724
3	16:19:58.064	1:07.965	+1.127	28.933	20.094	18.938
4	16:21:05.458	1:07.394	+0.556	28.867	19.953	18.574
5	16:22:12.296	1:06.838		28.355	19.738	18.745
6	16:23:20.335	1:08.039	+1.201	28.655	20.470	18.914
7	16:24:28.119	1:07.784	+0.946	28.931	20.135	18.718
8	16:25:35.274	1:07.155	+0.317	28.611	19.727	18.817

Lap	Time of Day	Lap Tm	Diff	S1 Tm	S2 Tm	S3 Tm
(810) Daniel Guinchard						
1	16:17:34.958	1:08.622	+1.722	29.530	19.902	19.190
2	16:18:41.858	1:06.900				18.740
3	16:19:49.107	1:07.249	+0.349	28.677	19.493	19.079
4	16:23:07.103	3:17.996	+2:11.096	29.142	19.509	19.521
5	16:24:15.634	1:08.531	+1.631	30.082	19.426	19.023
6	16:25:23.422	1:07.788	+0.888	29.288	19.640	18.860

Lap	Time of Day	Lap Tm	Diff	S1 Tm	S2 Tm	S3 Tm
(864) Marc Gerstenkorn						
1	16:17:49.753	1:06.988		28.797	19.787	18.404
2	16:18:57.735	1:07.982	+0.994	29.567	19.864	18.551
3	16:20:05.668	1:07.933	+0.945	29.149	20.370	18.414
4	16:21:12.967	1:07.299	+0.311	29.385	19.518	18.396
5	16:22:20.729	1:07.762	+0.774	29.619	19.666	18.477
6	16:23:27.796	1:07.067	+0.079	28.583	20.027	18.457
7	16:24:38.601	1:10.805	+3.817	28.914	19.572	22.319

Lap	Time of Day	Lap Tm	Diff	S1 Tm	S2 Tm	S3 Tm
(890) Leonard Hocker						
1	16:17:41.174	1:09.041	+1.982			18.943
2	16:18:48.387	1:07.213	+0.154			18.553
3	16:19:55.564	1:07.177	+0.118			18.536
4	16:21:03.415	1:07.851	+0.792	28.794	20.526	18.531
5	16:22:11.298	1:07.883	+0.824			19.087
6	16:23:19.756	1:08.458	+1.399			18.714
7	16:24:30.750	1:10.994	+3.935			18.509
8	16:25:37.809	1:07.059				18.584

Lap	Time of Day	Lap Tm	Diff	S1 Tm	S2 Tm	S3 Tm
(844) Kevin Wagner						
1	16:17:46.443	1:07.931	+0.805			18.796
2	16:18:53.954	1:07.511	+0.385			18.696
3	16:20:01.223	1:07.269	+0.143			19.027
4	16:21:14.571	1:13.348	+6.222			18.605
5	16:22:21.943	1:07.372	+0.246			18.767
6	16:23:29.587	1:07.644	+0.518	29.389	19.689	18.566
7	16:24:36.790	1:07.203	+0.077			18.561
8	16:25:43.916	1:07.126				18.506

Lap	Time of Day	Lap Tm	Diff	S1 Tm	S2 Tm	S3 Tm
(888) Louis Schütze						
1	16:17:38.972	1:09.839	+2.646	30.077	20.771	18.991
2	16:18:47.070	1:08.098	+0.905	29.293	20.334	18.471
3	16:19:55.246	1:08.176	+0.983	29.504	20.094	18.578
4	16:21:03.234	1:07.988	+0.795	29.020	20.311	18

INT. ADAC Kartrennen Mülsen

X30 SENIOR

Arena E Mülsen 1,315 Km

Test-Session 4 even

19.04.2024 16:15

Practice (10:00 Time) started at 16:15:04

Lap	Time of Day	Lap Tm	Diff	S1 Tm	S2 Tm	S3 Tm	Lap	Time of Day	Lap Tm	Diff	S1 Tm	S2 Tm	S3 Tm
3	16:20:17.256	1:07.671	+0.023	28.787	20.101	18.783							
4	16:21:25.521	1:08.265	+0.617	29.907	19.907	18.451							
5	16:22:41.628	1:16.107	+8.459	28.448	29.223	18.436							
6	16:23:49.716	1:08.088	+0.440	28.742	20.556	18.790							
7	16:24:57.364	1:07.648		28.413	20.747	18.488							
(824) Noel Hanguero													
1	16:17:37.544	1:10.055	+2.178			19.400							
2	16:18:51.182	1:13.638	+5.761	33.914	20.710	19.014							
3	16:20:00.168	1:08.986	+1.109			18.881							
4	16:21:08.613	1:08.445	+0.568			18.765							
5	16:22:21.110	1:12.497	+4.620	29.886	23.640	18.971							
6	16:23:31.895	1:10.785	+2.908	30.438	21.445	18.902							
7	16:24:40.127	1:08.232	+0.355	29.606	19.854	18.772							
8	16:25:48.004	1:07.877		29.231	19.857	18.789							
(808) Eric Wess													
1	16:17:58.098	1:08.977	+0.628			19.469							
2	16:19:07.884	1:09.786	+1.437	29.124	21.342	19.320							
3	16:20:22.526	1:14.642	+6.293			19.051							
4	16:21:31.971	1:09.445	+1.096	29.296	21.030	19.119							
5	16:22:40.320	1:08.349		29.416	20.102	18.831							
6	16:25:30.436	2:50.116	+1:41.767	29.204	22.405	18.799							
(834) Moritz Schwing													
1	16:18:02.057	1:10.544	+1.837			19.212							
2	16:19:11.911	1:09.854	+1.147			18.967							
3	16:20:21.370	1:09.459	+0.752			18.765							
4	16:21:30.657	1:09.287	+0.580			18.827							
5	16:22:39.483	1:08.826	+0.119			18.703							
6	16:23:48.190	1:08.707				18.819							
7	16:24:57.358	1:09.168	+0.461			19.118							
8	16:26:06.075	1:08.717	+0.010			18.888							
(820) Felix Maurer													
1	16:17:58.310	1:11.953	+2.166	30.093	22.074	19.786							
2	16:19:08.097	1:09.787		29.613	20.887	19.287							
3	16:20:17.900	1:09.803	+0.016			19.102							
4	16:21:27.774	1:09.874	+0.087	29.718	21.295	18.861							
5	16:22:37.631	1:09.857	+0.070	29.570	20.884	19.403							
(814) Nina Aptsiauri													
1	16:19:07.630	1:13.924	+1.389			19.239							
2	16:20:26.353	1:18.723	+6.188			19.433							
3	16:21:39.941	1:13.588	+1.053			19.319							
4	16:22:52.476	1:12.535				19.126							
5	16:24:05.383	1:12.907	+0.372			19.220							
6	16:25:18.091	1:12.708	+0.173			19.288							



X30 SENIOR

Test-Session 5 odd

Track length: 1.315 Km
Session Started: 18:00:11
Best Lap by: 887 - Torben Gröndahl - 54.306

Rank	#	Driver	Nat	Sponsor Entrant	Nat	License E-License	Make	laps	Best Lap	Diff	In Lap	Penalty
1	887	Torben Gröndahl	DEU	MSC Groß Dölln e.V. im ADAC CV Performance Group	DEU	ITC-C14120 BIF38321	KR/IAME/Komet	10	54.306		10	
2	895	Phil Colin Streng	DEU	ADAC Württemberg e.V. Ebert Motorsport	DEU	ITG25516 EL38528	LN/IAME/Komet	8	54.313	0.007	8	
3	903	Kevin Lantinga	NLD	J.K. Lantinga	NLD	ITE42585 IEL30038	Croc/IAME/Komet	10	54.456	0.150	10	
4	815	Moritz Wolber	DEU	ADAC Südbaden e.V. im ADAC NEES RACING	DEU	NKA16641 BIF17863	Maranello/IAME/Komet	10	54.487	0.181	9	
5	833	Jannik Remmert	DEU	VDB Kart Racing	DEU	ITE19994 KBF10478	Tony Kart/IAME/Komet	10	54.559	0.253	10	
6	877	Niklas Hirsch	DEU	MSC-Langenberg e.V. im ADAC SIM-ON	DEU	ITF39320 BIF17883	Kosmic/IAME/Komet	10	54.638	0.332	10	
7	835	Jarno Wiese	DEU	VDB Kart Racing	DEU	ITE 40767 KBF10478	OTK/IAME/Komet	10	54.673	0.367	9	
8	821	Manuel Wagner	DEU	RS-Motorsport	DEU	ITE 39259 BIF40372	CRG/IAME/Komet	10	54.756	0.450	7	
9	823	Jason Bralic	NLD	SIM-ON	DEU	ITG46957 KBF17883	Kosmic/IAME/Komet	10	54.765	0.459	10	
10	885	Carl Luthardt	DEU	TB Racing Team	DEU	ITE 0 KBF38262	KR/IAME/Komet	8	54.846	0.540	7	
11	807	Marlon Vatter	DEU	AT Motorsport	DEU	ITF35682 BIC16857	Exprit/IAME/Komet	10	54.867	0.561	10	
12	809	Luis Esser	DEU	RMW Motorsport	DEU	ITE 11661 12143	OTK/IAME/Komet	8	54.937	0.631	8	
13	829	Lutz Ohsenbrink	DEU	KSL Racing Team	DEU	ITG1202995 KBF1304585	Alonso/IAME/Komet	10	55.189	0.883	9	
14	891	Luka Koullen	NLD	PCH Racing	DEU	NKA50483 BIF39956	LN/IAME/Komet	9	55.195	0.889	7	
15	855	Matti Klasen	DEU	DSK e.V. Ja zum Motorsport RMW Motorsport	DEU	ITE13782 BIC39010	Tony Kart/IAME/Komet	10	55.329	1.023	8	
16	899	Luke Neubauer	DEU	AT Motorsport	DEU	NKA16390 KBF16857	OTK/IAME/Komet	8	55.538	1.232	8	
17	811	Karl Schmiederer	DEU	RS-Motorsport	DEU	ITE39775 KBF10332	CRG/IAME/Komet	9	55.548	1.242	9	
18	845	Jan Waibel	DEU	ADAC Mittelrhein e.V. VDB Kart Racing	DEU	NKA12495 KBF10478	Tony Kart/IAME/Komet	6	55.660	1.354	6	
19	817	Maximilian Engelstädter	DEU	Dörr Motorsport	DEU	ITE 12345 BIF38420	KR/IAME/Komet	9	55.719	1.413	9	
20	827	Julius Berthold	DEU	TB Racing Team	DEU	ITF38613 KBF12562	KR/IAME/Komet	8	55.834	1.528	7	
21	843	Luis Simon	DEU	PCH Racing	DEU	NKA36581 39956	LN/IAME/Komet	9	55.842	1.536	9	
22	881	Jacob Trost	DEU	ADAC Hessen-Thüringen e.V. DUTT MOTORSPORT by FENSTER.COM	LUX	NKA15488 IDCK867	Tony Kart/IAME/Komet	9	55.914	1.608	8	
23	853	Devin Leon Ucar	DEU	ADAC Pfalz e.V. Ucar	DEU	ITF25209 IDC25209	Tony Kart /IAME/Komet	5	55.955	1.649	5	

Timekeeper
M.Riehmers

Race Director
H.Seidel

These results are provisional until the conclusion of any judicial and technical matters!
Printed: 19.04.2024 / 18:11



INT. ADAC Kartrennen Mülsen

X30 SENIOR

Arena E Mülsen 1,315 Km

Test-Session 5 odd

19.04.2024 18:00

Practice (10:00 Time) started at 18:00:11

Lap	Time of Day	Lap Tm	Diff	S1 Tm	S2 Tm	S3 Tm
(887) Torben Gröndahl						
1	18:02:29.990	57.548	+3.242			15.753
2	18:03:26.685	56.695	+2.389			15.740
3	18:04:22.918	56.233	+1.927			15.577
4	18:05:18.347	56.429	+1.123			15.616
5	18:06:13.279	54.932	+0.626			15.499
6	18:07:08.328	56.049	+0.743			15.508
7	18:08:03.368	56.040	+0.734			15.369
8	18:08:57.936	54.568	+0.262			15.472
9	18:09:52.332	54.396	+0.090			15.383
10	18:10:46.638	54.306				15.296

(895) Phil Colin Strenge						
1	18:02:38.540	58.065	+3.752			15.721
2	18:03:34.944	56.404	+2.091			15.561
3	18:04:30.769	56.825	+1.512	24.474	15.865	15.486
4	18:05:26.452	56.683	+1.370			15.502
5	18:06:21.441	54.989	+0.676			15.565
6	18:07:17.105	56.664	+1.351			15.674
7	18:08:11.599	54.494	+0.181			15.411
8	18:09:05.912	54.313				15.316

(903) Kevin Lantinga						
1	18:02:37.605	1:01.741	+7.285	27.728	17.494	16.519
2	18:03:34.275	56.670	+2.214	24.701	16.348	15.621
3	18:04:29.543	56.268	+0.812			15.608
4	18:05:25.107	56.564	+1.108	24.414	15.615	15.535
5	18:06:20.024	54.917	+0.461			15.415
6	18:07:14.953	54.929	+0.473			15.405
7	18:08:09.543	54.590	+0.134	23.802	15.340	15.448
8	18:09:04.442	54.899	+0.443	23.996	15.489	15.414
9	18:09:58.904	54.462	+0.006	23.628	15.535	15.399
10	18:10:53.360	54.456		23.805	15.279	15.372

(815) Moritz Wolber						
1	18:02:37.364	1:01.251	+6.764			16.545
2	18:03:34.884	57.520	+3.033			15.670
3	18:04:31.344	56.460	+1.973			15.596
4	18:05:27.794	56.450	+1.963	24.255	16.537	15.658
5	18:06:22.915	56.121	+0.634			15.521
6	18:07:17.965	56.050	+0.563	23.895	15.719	15.436
7	18:08:13.344	56.379	+0.892			15.614
8	18:09:08.191	54.847	+0.360			15.452
9	18:10:02.678	54.487				15.371
10	18:10:57.288	54.610	+0.123			15.449

(833) Jannik Remmert						
1	18:02:27.470	58.457	+3.898			15.795
2	18:03:23.778	56.308	+1.749			15.737
3	18:04:20.857	57.079	+2.520			15.683
4	18:05:16.458	56.601	+1.042			15.606
5	18:06:11.451	54.993	+0.434			15.452
6	18:07:06.525	56.074	+0.515			15.549
7	18:08:01.444	54.919	+0.360			15.530
8	18:08:56.208	54.764	+0.205			15.546
9	18:09:50.846	54.638	+0.079			15.514
10	18:10:45.405	54.559				15.534

(877) Niklas Hirsch						
1	18:02:45.188	59.129	+4.491			16.050
2	18:03:41.906	56.718	+2.080			15.991
3	18:04:37.840	56.934	+1.296			15.629
4	18:05:33.272	56.432	+0.794			15.616
5	18:06:29.154	56.882	+1.244			15.940
6	18:07:25.030	56.876	+1.238			16.276
7	18:08:20.070	56.040	+0.402			15.562
8	18:09:15.051	54.981	+0.343			15.816
9	18:10:09.901	54.850	+0.212			15.599
10	18:11:04.539	54.638				15.555

(835) Jarno Wiese						
1	18:02:32.686	58.620	+3.947	26.037	16.606	15.977
2	18:03:28.836	56.160	+1.477	24.637	15.868	15.645

3	18:04:24.836	56.000	+1.327	24.273	16.158	15.569
4	18:05:21.785	56.949	+2.276	24.859	16.375	15.715
5	18:06:17.220	56.435	+0.762	24.083	15.740	15.612
6	18:07:13.066	56.846	+1.173	24.205	16.023	15.618
7	18:08:08.849	56.783	+1.110	24.422	15.926	15.435
8	18:09:05.503	56.654	+1.981	25.357	15.733	15.564
9	18:10:00.176	54.673		23.639	15.582	15.452
10	18:10:55.150	54.974	+0.301	23.782	15.699	15.493

(821) Manuel Wagner						
1	18:02:44.160	58.684	+3.928			16.010
2	18:03:40.356	56.196	+1.440			15.720
3	18:04:35.949	56.593	+0.837			15.690
4	18:05:31.540	56.591	+0.835			15.776
5	18:06:27.575	56.035	+1.279	24.673	15.704	15.658
6	18:07:22.705	56.130	+0.374			15.503
7	18:08:17.461	54.756				15.522
8	18:09:12.282	54.821	+0.065			15.507
9	18:10:07.128	54.846	+0.090			15.515
10	18:11:02.328	55.200	+0.444	24.196	15.554	15.450

(823) Jason Bralic						
1	18:02:32.024	58.549	+3.784			16.137
2	18:03:28.041	56.017	+1.252			15.555
3	18:04:24.453	56.412	+1.647			15.623
4	18:05:20.845	56.392	+1.627			15.481
5	18:06:16.118	56.273	+0.508			15.590
6	18:07:11.935	56.817	+1.052			15.604
7	18:08:06.984	56.049	+0.284			15.458
8	18:09:02.057	56.073	+0.308	23.874	15.606	15.593
9	18:09:56.965	54.908	+0.143			15.626
10	18:10:51.730	54.765				15.527


(885) Carl Luthardt						
1	18:02:37.306	59.549	+4.703	25.963	17.207	16.379
2	18:03:34.079	56.773	+1.927			15.659
3	18:04:30.232	56.153	+1.307			15.437
4	18:07:12.751	2:42.519	+1:47.673			15.777
5	18:08:08.593	56.842	+0.996			15.363
6	18:09:04.172	56.579	+0.733			15.461
7	18:09:59.018	54.846				15.257
8	18:10:53.993	54.975	+0.129			15.389

(807) Marlon Vatter						
1	18:02:34.320	58.529	+3.662	25.685	16.891	15.953
2	18:03:30.958	56.638	+1.771			15.821
3	18:04:27.526	56.568	+1.701			15.732
4	18:05:24.323	56.797	+1.930			15.708
5	18:06:22.004	57.681	+2.814			17.618
6	18:07:18.589	56.585	+1.718			15.542
7	18:08:13.997	56.408	+0.541			15.565
8	18:09:09.384	56.387	+0.520			15.543
9	18:10:04.354	54.970	+0.103			15.454
10	18:10:59.221	54.867				15.503

(809) Luis Esser						
1	18:02:46.323	58.671	+3.734			15.861
2	18:03:48.034	1:01.711	+6.774			15.795
3	18:04:44.917	56.883	+1.946			15.799
4	18:05:40.809	56.892	+0.955			15.575
5	18:06:36.556	56.747	+0.810			15.599
6	18:07:31.945	56.389	+0.452			15.609
7	18:08:27.200	56.255	+0.318			15.574
8	18:09:22.137	54.937				15.579

(829) Lutz Ohsenbrink						
1	18:02:29.766	59.108	+3.919	26.170	16.834	16.104
2	18:03:27.266	57.600	+2.311	25.044	16.668	15.788
3	18:04:24.191	56.925	+1.736	24.938	16.214	15.773
4	18:05:20.728	56.537	+1.348	24.849	15.962	15.726
5	18:06:16.827	56.099	+0.910	24.564	15.815	15.720
6	18:07:12.807	56.980	+0.791	24.452	15.997	15.531
7	18:08:08.536	56.729	+0.540	24.335	15.714	15.680
8	18:09:04.931	56.395	+1.206	24.613	16.159	15.623

Orbits



INT. ADAC Kartrennen Mülsen

X30 SENIOR

Arena E Mülsen 1,315 Km

Test-Session 5 odd

19.04.2024 18:00

Practice (10:00 Time) started at 18:00:11

Lap	Time of Day	Lap Tm	Diff	S1 Tm	S2 Tm	S3 Tm
9	18:10:00.120	55.189		24.012	15.661	15.516
10	18:10:55.813	55.693	+0.504	24.011	16.232	15.450

(891) Luka Koullon

1	18:02:59.146	1:02.158	+6.963			16.871
2	18:03:58.747	59.601	+4.406			16.421
3	18:04:56.611	57.864	+2.669			16.114
4	18:05:53.597	56.986	+1.791			15.916
5	18:06:49.899	56.302	+1.107			15.912
6	18:07:45.832	55.933	+0.738			15.696
7	18:08:41.027	55.195				15.482
8	18:09:36.883	55.856	+0.661			15.642
9	18:10:32.578	55.695	+0.500			15.762

(855) Matti Klasen

1	18:02:37.229	1:01.042	+5.713	26.868	17.661	16.513
2	18:03:34.704	57.475	+2.146	25.037	16.663	15.775
3	18:04:31.708	57.004	+1.675	24.928	16.398	15.678
4	18:05:29.119	57.411	+2.082	24.235	17.394	15.782
5	18:06:24.950	55.831	+0.502	24.256	15.887	15.688
6	18:07:20.830	55.880	+0.551	24.315	15.911	15.654
7	18:08:16.479	55.649	+0.320	24.098	15.932	15.619
8	18:09:11.808	55.329		24.037	15.662	15.630
9	18:10:07.182	55.374	+0.045	23.937	15.753	15.684
10	18:11:02.712	55.530	+0.201			15.420

(899) Luke Neubauer

1	18:04:23.253	2:44.521	+1.48.983	26.320	18.833	16.907
2	18:05:22.904	59.651	+4.113			16.024
3	18:06:19.800	56.896	+1.358			15.869
4	18:07:17.238	57.438	+1.900			16.012
5	18:08:13.989	56.751	+1.213			15.704
6	18:09:10.055	56.066	+0.528			15.669
7	18:10:05.613	55.558	+0.020			15.686
8	18:11:01.151	55.538				15.700

(811) Karl Schmiederer

1	18:02:47.093	1:00.856	+5.308			16.198
2	18:03:50.561	1:03.468	+7.920			16.196
3	18:04:48.497	57.936	+2.388			16.030
4	18:05:46.186	57.689	+2.141			15.823
5	18:06:42.760	56.574	+1.026			15.746
6	18:07:39.608	56.848	+1.300			16.027
7	18:08:35.840	56.232	+0.684			15.756
8	18:09:32.032	56.192	+0.644			15.798
9	18:10:27.580	55.548				15.702

(845) Jan Waibel

1	18:02:37.876	1:00.835	+5.175			15.977
2	18:03:36.512	58.636	+2.976			15.839
3	18:04:32.934	56.422	+0.762			15.696
4	18:05:29.179	56.245	+0.585			15.761
5	18:06:25.318	56.139	+0.479			15.604
6	18:07:20.978	55.660				15.562

(817) Maximilian Engelstädter

1	18:02:57.201	1:01.966	+6.247			17.013
2	18:03:57.453	1:00.252	+4.533			16.338
3	18:04:55.090	57.637	+1.918			16.040
4	18:05:52.142	57.052	+1.333			15.944
5	18:06:48.680	56.538	+0.819			15.941
6	18:07:45.102	56.422	+0.703			15.784
7	18:08:40.948	55.846	+0.127			15.716
8	18:09:37.413	56.465	+0.746			15.745
9	18:10:33.132	55.719				15.697

(827) Julius Berthold

1	18:02:49.270	1:03.713	+7.879			16.875
2	18:03:49.183	59.913	+4.079	26.325	17.448	16.140
3	18:04:47.095	57.912	+2.078			16.023
4	18:05:44.180	57.085	+1.251			15.952
5	18:08:06.203	2:22.023	+1:26.189			15.859
6	18:09:03.126	56.923	+1.089			15.744
7	18:09:58.960	55.834				15.692

Lap	Time of Day	Lap Tm	Diff	S1 Tm	S2 Tm	S3 Tm
8	18:10:55.750	56.790	+0.956			15.524

(843) Luis Simon

1	18:02:51.974	1:00.629	+4.787			16.242
2	18:03:50.688	58.714	+2.872			16.069
3	18:04:48.649	57.961	+2.119			15.933
4	18:05:45.732	57.083	+1.241			15.938
5	18:06:42.546	56.814	+0.972			15.885
6	18:07:40.026	57.480	+1.638			16.068
7	18:08:36.278	56.252	+0.410			15.708
8	18:09:32.554	56.276	+0.434			15.788
9	18:10:28.396	55.842				15.660

(881) Jacob Trost

1	18:02:47.857	1:00.823	+4.909	27.034	17.382	16.407
2	18:03:46.185	58.328	+2.414	25.646	16.617	16.065
3	18:04:43.266	57.081	+1.167	24.961	16.299	15.821
4	18:05:39.964	56.698	+0.784	24.653	16.145	15.900
5	18:06:36.552	56.588	+0.674	24.681	16.056	15.851
6	18:07:33.338	56.786	+0.872	25.023	16.055	15.708
7	18:08:29.300	55.962	+0.048	24.311	15.943	15.708
8	18:09:25.214	55.914		24.190	15.974	15.750
9	18:10:21.411	56.197	+0.283	24.507	15.986	15.704

(853) Devin Leon Ucar

1	18:06:29.458	59.023	+3.068			16.338
2	18:07:26.577	57.119	+1.164			15.927
3	18:08:23.265	56.688	+0.733			15.893
4	18:09:19.551	56.286	+0.331			15.899
5	18:10:15.506	55.955				15.810



X30 SENIOR

Test-Session 5 even

Track length: 1.315 Km

Session Started: 18:15:06

Best Lap by: 810 - Daniel Guinchart - 54.473

Rank	#	Driver	Nat	Sponsor Entrant	Nat	License E-License	Make	laps	Best Lap	Diff	In Lap	Penalty
1	810	Daniel Guinchart	GBR	SFR Motorsport	GBR	ITC-C292117 368379	Birel Art/IAME/Vega	7	54.473		7	
2	864	Marc Gerstenkorn	CHE	Kartshop Ampfing	DEU	ITF375 BIF25142	Drago Corse/IAME/Komet	8	54.619	0.146	8	
3	890	Leonard Hocker	DEU	RS-Motorsport	DEU	NKA22440 KBF40372	CRG/IAME/Komet	7	54.658	0.185	7	
4	830	Max Hezel	DEU	ADAC Hessen-Thüringen e.V. CV Performance Group	DEU	ITF38265 BIF38321	KR/IAME/Komet	7	54.936	0.463	7	
5	836	Max Ohsenbrink	DEU	KSL Racing Team	DEU	ITE1198793 KBF1304585	Alonso/IAME/Komet	7	55.161	0.688	7	
6	876	Cemil Bayyati	DEU	Dörr Motorsport	DEU	ITG15366 BIF38420	KR/IAME/Komet	7	55.252	0.779	7	
7	884	Davin Singer	DEU	ADAC Südbaden e.V. CV Performance Group	DEU	ITE 23384 BIF38321	KR/IAME/Komet	7	55.272	0.799	7	
8	818	Matthay Vandebroek	DEU	VDB Kart Racing	DEU	ITE 11491 KBF10478	Tony Kart/IAME/Komet	7	55.446	0.973	7	
9	888	Louis Schütze	DEU	RF Racing	DEU	ITE 17941 BIC1132858	KR/IAME/Komet	7	55.498	1.025	7	
10	898	Hawk Baylaan White	GBR	AT Motorsport	DEU	ITE40903 BIC38996	Lenzokart/IAME/Komet	6	55.725	1.252	3	
11	812	Rocco Curcio	DEU	Valier Motorsport	DEU	ITE29607 KBF15727	Energy/IAME/Komet	7	55.790	1.317	7	
12	980	Benno Drelok	DEU	Rocco Drelok	DEU	NKA10580 BEK1204567	Tony Kart/IAME/Komet	7	55.821	1.348	7	
13	822	Elia Weiss	DEU	DSK e.V. Ja zum Motorsport SIM-ON	DEU	ITG11918 BIC112446	Kosmic/IAME/Komet	2	55.891	1.418	2	
14	902	Daniel Brozovic	DEU	TR Motorsport	DEU	ITE 42036 KBF23400	OTK/IAME/Komet	7	55.965	1.492	7	
15	844	Kevin Wagner	DEU	MSC-Langenfeld e. V. im ADAC Valier Motorsport	DEU	ITE 11828 BIF15727	Energy/IAME/Komet	7	56.188	1.715	7	
16	834	Moritz Schwing	DEU	Team NKS	DEU	ITE 12057 KBF29153	DR/IAME/Komet	6	56.918	2.445	3	
17	824	Noel Honguero	DEU	VDB Kart Racing	DEU	NKA39248 KBF10478	Tony Kart/IAME/Komet	7	57.052	2.579	3	
18	872	Tobias Burgstahler	DEU	ADAC Württemberg e.V. Stern Motorsport	DEU	NKA38364 KBF38195	KR/IAME/Komet	7	57.836	3.363	7	
19	802	Nando Weixelbaumer	AUT	TB Racing Team	DEU	ITEJK2078 KBF38262	KR/IAME/Komet	2	58.220	3.747	2	
20	814	Nina Aptsiauri	GEO	CRG Deutschland	DEU	ITF230054 KBF18122	CRG/IAME/Komet	6	1:00.260	5.787	6	
21	808	Eric Wess	DEU	Kartshop Ampfing	DEU	NKA?? BIC25142	Drago Corse/IAME/Komet	0			0	
22	816	Elias Schorneck	DEU	VDB Kart Racing	DEU	NKA24530 KBF10478	Tony Kart/IAME/Komet	0			0	
23	820	Felix Maurer	DEU	DUTT MOTORSPORT by FENSTER.com	LUX	NKA1210585 IBLK867	Tony Kart/IAME/Komet	0			0	


Timekeeper
M.Riehmers

Race Director
H.Seidel

Page 1/1

These results are provisional until the conclusion of any judicial and technical matters!

Printed: 19.04.2024 / 18:29



INT. ADAC Kartrennen Mülsen

X30 SENIOR

Arena E Mülsen 1,315 Km

Test-Session 5 even

19.04.2024 18:15

Practice (9:04 Time) started at 18:15:06

Lap	Time of Day	Lap Tm	Diff	S1 Tm	S2 Tm	S3 Tm
(810) Daniel Guinchard						
1	18:17:27.856	59.059	+4.586	26.408	16.575	16.076
2	18:18:24.197	56.341	+1.868	24.621	16.080	15.640
3	18:19:19.759	56.562	+1.089			15.661
4	18:25:24.764	5:10.106	+4:15.633		17.074	15.925
5	18:26:20.061	55.297	+0.824	24.038	15.720	15.539
6	18:27:15.056	54.995	+0.522			15.444
7	18:28:09.529	54.473				15.361

(864) Marc Gerstenkorn						
1	18:17:21.164	58.967	+4.348	26.180	16.754	16.033
2	18:18:17.679	56.515	+1.896	24.734	16.088	15.693
3	18:19:13.369	56.690	+1.071	24.285	15.763	15.642
4	18:20:08.335	54.966	+0.347	23.806	15.532	15.628
5	18:25:13.932	5:06.597	+4:10.978	4:33.013	16.751	15.833
6	18:26:09.559	56.627	+1.008	24.248	15.726	15.653
7	18:27:05.748	56.189	+1.570	24.793	15.722	15.674
8	18:28:00.367	54.619		23.724	15.378	15.517

(890) Leonard Hocker						
1	18:17:29.587	57.899	+3.241			15.761
2	18:18:25.510	56.923	+1.265			15.550
3	18:19:20.678	56.168	+0.510			15.467
4	18:25:23.919	5:07.665	+4:13.007			15.891
5	18:26:19.471	56.552	+0.894			15.447
6	18:27:14.349	54.878	+0.220			15.430
7	18:28:09.007	54.658				15.372

(830) Max Hezel						
1	18:17:26.936	58.098	+3.162	25.577	16.582	15.939
2	18:18:23.134	56.198	+1.262	24.448	16.020	15.730
3	18:19:18.912	56.778	+0.842	24.122	15.891	15.765
4	18:25:20.265	5:06.469	+4:11.533		16.513	15.857
5	18:26:15.918	56.653	+0.717	24.101	15.916	15.636
6	18:27:10.968	56.050	+0.114	23.893	15.673	15.484
7	18:28:05.904	54.936		23.826	15.619	15.491

(836) Max Ohnsenbrink						
1	18:17:28.402	58.205	+3.044	25.865	16.437	15.903
2	18:18:24.308	56.906	+0.745	24.488	15.891	15.527
3	18:19:20.256	56.948	+0.787	24.515	15.810	15.623
4	18:25:21.600	5:06.539	+4:11.378		16.096	16.099
5	18:26:17.291	56.691	+0.530	24.366	15.589	15.736
6	18:27:12.655	56.364	+0.203	24.137	15.510	15.717
7	18:28:07.816	55.161		24.082	15.500	15.579

(876) Cemil Bayyati						
1	18:17:54.241	59.883	+4.631	27.225	16.651	16.007
2	18:18:50.918	56.677	+1.425	24.719	16.021	15.937
3	18:19:46.493	56.576	+0.323	24.133	15.722	15.720
4	18:25:12.754	5:26.261	+4:31.009			16.016
5	18:26:09.923	57.169	+1.917			16.741
6	18:27:06.052	56.129	+0.877	24.588	15.923	15.618
7	18:28:01.304	55.252		23.762	15.561	15.929

(884) Davin Singer						
1	18:18:02.303	57.283	+2.011	25.369	16.285	15.629
2	18:18:58.267	56.964	+0.692	24.387	15.917	15.660
3	18:19:53.947	56.680	+0.408	23.905	15.562	16.213
4	18:25:44.261	5:50.314	+4:55.042	5:17.928	16.555	15.831
5	18:26:40.087	56.826	+0.554	24.284	15.914	15.628
6	18:27:35.685	56.598	+0.326	24.174	15.878	15.546
7	18:28:30.957	55.272		23.893	15.655	15.724

(818) Matthy Vandebroek						
1	18:17:26.321	59.343	+3.897	26.140	16.935	16.268
2	18:18:23.806	57.485	+2.039	24.990	16.705	15.790
3	18:19:20.214	56.408	+0.962	24.414	16.251	15.743
4	18:25:26.862	5:11.091	+4:15.645		16.856	16.586
5	18:26:23.740	56.878	+1.432	24.950	16.208	15.720
6	18:27:19.443	56.703	+0.257	24.171	15.830	15.702
7	18:28:14.889	56.446		24.073	15.789	15.584

(888) Louis Schütze						
1	18:17:33.513	58.572	+3.074	25.991	16.699	15.882
2	18:18:30.021	56.508	+1.010	24.917	16.017	15.574
3	18:19:26.093	56.072	+0.574	24.303	16.080	15.689
4	18:24:52.294	5:26.201	+4:30.703	24.167	16.560	15.996
5	18:25:49.040	56.746	+1.248	24.736	16.267	15.743
6	18:26:44.985	55.945	+0.447	24.511	15.720	15.714
7	18:27:40.483	56.498				15.633

(898) Hawk Baylaan White						
1	18:17:35.929	59.083	+3.358			15.988
2	18:18:32.821	56.892	+1.167			15.673
3	18:19:28.546	55.725				15.552
4	18:24:52.716	5:26.170	+4:28.445			15.865
5	18:25:49.375	56.659	+0.934			15.532
6	18:26:45.242	55.867	+0.142			15.550

(812) Rocco Curcio						
1	18:17:32.490	57.826	+2.036			15.671
2	18:18:28.743	56.253	+0.463			15.581
3	18:19:24.716	56.973	+0.183			15.579
4	18:24:52.171	5:27.455	+4:31.665			16.119
5	18:25:49.310	57.139	+1.349			15.702
6	18:26:46.030	56.720	+0.930			15.434
7	18:27:41.820	55.790				15.820

(980) Benno Drelok						
1	18:17:32.231	59.154	+3.333	26.096	16.900	16.158
2	18:18:29.630	57.399	+1.578	25.223	16.390	15.786
3	18:19:26.037	56.407	+0.586	24.486	16.137	15.784
4	18:25:25.858	5:59.821	+5:04.000	24.649	17.305	16.084
5	18:26:22.163	56.305	+0.484	24.469	16.035	15.801
6	18:27:18.063	55.900	+0.079	24.334	15.844	15.722
7	18:28:13.884	55.821				15.720

(822) Elia Weiss						
1	18:17:36.658	57.454	+1.563			15.588
2	18:18:32.549	55.891		24.261	16.115	15.515

(902) Daniel Brozovic						
1	18:17:37.748	59.983	+4.018	26.833	17.163	15.987
2	18:18:34.345	56.597	+0.632	24.844	16.113	15.640
3	18:19:30.340	56.995	+0.030	24.396	15.928	15.671
4	18:24:53.384	5:23.044	+4:27.079	25.065	16.736	15.776
5	18:25:49.683	56.299	+0.334	24.445	16.219	15.635
6	18:26:45.907	56.224	+0.259	24.636	16.039	15.549
7	18:27:41.872	55.965		24.104	15.785	16.076

(844) Kevin Wagner						
1	18:18:01.111	59.523	+3.335			16.443
2	18:18:58.555	57.444	+1.256			16.035
3	18:19:55.394	56.839	+0.651			15.956
4	18:25:25.827	5:30.433	+4:34.245			16.186
5	18:26:28.427	1:02.600	+6.412			16.275
6	18:27:25.322	56.895	+0.707			15.850
7	18:28:21.510	56.188				15.665

(834) Moritz Schwing						
1	18:17:41.163	1:09.289	+12.371			16.559
2	18:18:39.428	58.265	+1.347			16.052
3	18:19:36.346	56.918				15.998
4	18:26:34.653	6:58.307	+6:01.389			20.428
5	18:27:33.935	59.282	+2.364			16.211
6	18:28:31.023	57.088	+0.170			15.901

(824) Noel Honguero						
1	18:17:44.944	1:00.634	+3.582			16.482
2	18:18:42.917	57.973	+0.921			16.125
3	18:19:39.969	57.052				15.937
4	18:25:08.913	5:28.944	+4:31.892			16.334
5	18:26:06.353	57.440	+0.388			16.021
6	18:27:08.090	1:01.737	+4.685			16.106
7	18:28:05.237	57.147	+0.095			16.049

Orbits



INT. ADAC Kartrennen Mülsen

X30 SENIOR

Arena E Mülsen 1,315 Km

Test-Session 5 even

19.04.2024 18:15

Practice (9:04 Time) started at 18:15:06

Lap	Time of Day	Lap Tm	Diff	S1 Tm	S2 Tm	S3 Tm	Lap	Time of Day	Lap Tm	Diff	S1 Tm	S2 Tm	S3 Tm
(872) Tobias Burgstahler													
1	18:17:42.241	1:00.825	+2.989			16.524							
2	18:18:40.991	58.750	+0.914			16.335							
3	18:19:39.009	58.018	+0.182			16.209							
4	18:25:26.578	5:47.569	+4:49.733			16.914							
5	18:26:25.312	58.734	+0.898			16.278							
6	18:27:23.282	57.970	+0.134			16.144							
7	18:28:21.118	57.836				16.228							
(802) Nando Weixelbaumer													
1	18:18:16.634	59.731	+1.511			17.245							
2	18:19:14.854	58.220				15.774							
(814) Nina Aptsiauri													
1	18:18:01.640	1:07.911	+7.651			17.411							
2	18:19:03.238	1:01.598	+1.338			16.799							
3	18:20:03.853	1:00.615	+0.355			17.164							
4	18:25:37.093	5:33.240	+4:32.980			17.363							
5	18:26:38.333	1:01.240	+0.980			16.819							
6	18:27:38.593	1:00.260				16.608							



DKM Round 1 Mülsen / Germany
Series by electronic lotto
X30 SENIOR Series 1

Number / Count	Start-No / Name
1	(802) Nando Weixelbaumer
2	(806) Moritz Fischer
3	(808) Eric Wess
4	(810) Daniel Guinchard
5	(811) Karl Schmiederer
6	(815) Moritz Wolber
7	(816) Elias Schorneck
8	(817) Maximilian Engelstädter
9	(818) Matthy Vandebroek
10	(820) Felix Maurer
11	(829) Lutz Ohsenbrink
12	(830) Max Hezel
13	(833) Jannik Remmert
14	(843) Luis Simon
15	(844) Kevin Wagner
16	(845) Jan Waibel
17	(855) Matti Klasen
18	(872) Tobias Burgstahler
19	(876) Cemil Bayyati
20	(881) Jacob Trost
21	(885) Carl Luthardt
22	(887) Torben Gröndahl
23	(898) Hawk Baylaan White
24	(902) Daniel Brozovic
25	(903) Kevin Lantinga

Racedirector Horst Seidel:



Timekeeping Monika Riehmers:



Printed: 19.04.2024 20:30

Posted at: h



DKM Round 1 Mülsen / Germany
Series by electronic lotto
X30 SENIOR Series 2

Number / Count	Start-No / Name
1	(807) Marlon Vatter
2	(809) Luis Esser
3	(812) Rocco Curcio
4	(814) Nina Aptsiauri
5	(821) Manuel Wagner
6	(822) Elia Weiss
7	(823) Jason Bralic
8	(824) Noel Honguero
9	(827) Julius Berthold
10	(834) Moritz Schwing
11	(835) Jarno Wiese
12	(836) Max Ohsenbrink
13	(848) Maris Schulte
14	(853) Devin Leon Ucar
15	(864) Marc Gerstenkorn
16	(877) Niklas Hirsch
17	(882) Colin Hahn
18	(884) Davin Singer
19	(888) Louis Schütze
20	(890) Leonard Hocker
21	(891) Luka Koullen
22	(895) Phil Colin Strenge
23	(899) Luke Neubauer
24	(980) Benno Drelok

Racedirector Horst Seidel:



Timekeeping Monika Riehmers:



Printed: 19.04.2024 20:32

Posted at: h



X30 SENIOR

Free Practice Serie 1

Track length: 1.315 Km

Session Started: 8:00:02

Best Lap by: 903 - Kevin Lantinga - 1:07.478

Rank	#	Driver	Nat	Sponsor Entrant	Nat	License E-License	Make	laps	Best Lap	Diff	In Lap	Penalty
1	903	Kevin Lantinga	NLD	J.K. Lantinga	NLD	ITE42585 IEL30038	Croc/IAME/Komet	7	1:07.478		6	
2	810	Daniel Guinhard	GBR	SFR Motorsport	GBR	ITC-C292117 IBL368379	Birel Art/IAME/Vega	8	1:07.486	0.008	8	
3	802	Nando Weixelbaumer	AUT	TB Racing Team	DEU	ITEJK2078 KBF38262	KR/IAME/Komet	5	1:07.643	0.165	5	
4	885	Carl Luthardt	DEU	TB Racing Team	DEU	ITE 37029 KBF38262	KR/IAME/Komet	8	1:07.770	0.292	8	
5	833	Jannik Remmert	DEU	VDB Kart Racing	DEU	ITE19994 KBF10478	Tony Kart/IAME/Komet	8	1:07.866	0.388	6	
6	887	Torben Gröndahl	DEU	MSC Groß Dölln e.V. im ADAC CV Performance Group	DEU	ITC-C14120 BIF38321	KR/IAME/Komet	8	1:07.968	0.490	8	
7	830	Max Hezel	DEU	ADAC Hessen-Thüringen e.V. CV Performance Group	DEU	ITF38265 BIF38321	KR/IAME/Komet	8	1:08.033	0.555	8	
8	844	Kevin Wagner	DEU	MSC-Langefeld e. V. im ADAC Valier Motorsport	DEU	ITE 11828 KBF39300	Energy/IAME/Komet	6	1:08.741	1.263	6	
9	815	Moritz Wolber	DEU	ADAC Südbaden e.V. NEES RACING	DEU	NKA16641 BIF17863	Maranello/IAME/Komet	8	1:08.965	1.487	8	
10	898	Hawk Baylaan White	GBR	AT Motorsport	DEU	ITE40903 BIC38996	Exprit/IAME/Komet	3	1:09.280	1.802	3	
11	855	Matti Klasi	DEU	DSK e.V. Ja zum Motorsport RMW Motorsport	DEU	ITE13782 BIC39010	Tony Kart/IAME/Komet	7	1:09.293	1.815	7	
12	818	Matthy Vandebroek	DEU	VDB Kart Racing	DEU	ITE 11491 KBF10478	Tony Kart/IAME/Komet	7	1:09.367	1.889	7	
13	829	Lutz Ohsenbrink	DEU	KSL Racing Team	DEU	ITE40759 KBF1304585	Alonso/IAME/Komet	7	1:09.448	1.970	5	
14	816	Elias Schorneck	DEU	VDB Kart Racing	DEU	ITE40538 KBF10478	Tony Kart/IAME/Komet	7	1:09.561	2.083	6	
15	876	Cemil Bayyati	DEU	Dörr Motorsport	DEU	ITG15366 BIF38420	KR/IAME/Komet	7	1:09.634	2.156	5	
16	845	Jan Waibel	DEU	ADAC Mittelrhein e.V. VDB Kart Racing	DEU	NKA12495 KBF10478	Tony Kart/IAME/Komet	7	1:09.637	2.159	5	
17	806	Moritz Fischer	DEU	ADAC Pfalz e.V. DUTT MOTORSP. by FENSTER.COM	LUX	NKA26409 IBLK867	Tony Kart/IAME/Komet	6	1:09.794	2.316	6	
18	820	Felix Maurer	DEU	DUTT MOTORSPORT by FENSTER.com	LUX	NKA41244 IBLK867	Tony Kart/IAME/Komet	7	1:09.911	2.433	5	
19	881	Jacob Trost	DEU	ADAC Hessen-Thüringen e.V. DUTT MOTORSPORT by FENSTER.COM	LUX	NKA41233 IDCK867	Tony Kart/IAME/Komet	7	1:10.271	2.793	7	
20	808	Eric Wess	DEU	Kartshop Ampfing	DEU	NKA38485 KBF25142	Drago Corse/IAME/Komet	5	1:10.318	2.840	5	
21	811	Karl Schmiederer	DEU	RS-Motorsport	DEU	ITE39775 KBF40372	CRG/IAME/Komet	6	1:10.811	3.333	5	
22	817	Maximilian Engelstädter	DEU	Dörr Motorsport	DEU	NKA40565 BIF38420	KR/IAME/Komet	7	1:11.160	3.682	6	
23	872	Tobias Burgstahler	DEU	ADAC Württemberg e.V. Stern Motorsport	DEU	NKA38364 KBF38195	KR/IAME/Komet	7	1:11.798	4.320	7	
24	843	Luis Simon	DEU	PCH Racing	DEU	NKA36581 39956	LN/IAME/Komet	2	1:16.561	9.083	1	
25	902	Daniel Brozovic	DEU	TR Motorsport	DEU	ITE 42036 KBF23400	OTK/IAME/Komet	0			0	


Timekeeper
M.Riehmers

Race Director
H.Seidel

Page 1/1

These results are provisional until the conclusion of any judicial and technical matters!

Printed: 20.04.2024 / 08:12



INT. ADAC Kartrennen Mülsen

X30 SENIOR

Arena E Mülsen 1,315 Km

Free Practice Serie 1

20.04.2024 08:00

Practice (10:00 Time) started at 8:00:02

Lap	Time of Day	Lap Tm	Diff	S1 Tm	S2 Tm	S3 Tm
(903) Kevin Lantinga						
1	8:03:24.263	1:09.580	+2.102	30.358	20.741	18.481
2	8:04:32.177	1:07.924	+0.446			18.811
3	8:05:40.135	1:07.968	+0.480			18.527
4	8:06:48.087	1:07.952	+0.474			18.538
5	8:07:56.082	1:07.995	+0.517			18.477
6	8:09:03.560	1:07.478		28.721	20.167	18.590
7	8:10:17.339	1:13.779	+6.301	28.986	26.104	18.689

(810) Daniel Guinchart						
1	8:02:36.093	1:08.922	+1.436			19.053
2	8:03:44.897	1:08.804	+1.318	29.159	20.632	19.013
3	8:04:54.629	1:09.732	+2.246			19.103
4	8:06:04.410	1:09.781	+2.295			19.088
5	8:07:12.598	1:08.188	+0.702	28.959	20.509	18.720
6	8:08:20.429	1:07.831	+0.345			18.819
7	8:09:28.982	1:08.563	+1.067			19.056
8	8:10:36.468	1:07.486				18.747

(802) Nando Weixelbaumer						
1	8:05:37.251	1:09.229	+1.586			18.842
2	8:06:46.262	1:09.011	+1.368			18.792
3	8:07:54.902	1:08.640	+0.997	28.598	20.834	19.208
4	8:09:13.774	1:18.872	+11.229			22.781
5	8:10:21.417	1:07.643				18.618

(885) Carl Luthardt						
1	8:02:51.618	1:10.574	+2.804			19.259
2	8:04:02.601	1:10.983	+3.213			19.147
3	8:05:12.240	1:09.639	+1.869			18.984
4	8:06:21.663	1:09.423	+1.653			18.979
5	8:07:31.316	1:09.653	+1.883			19.190
6	8:08:39.974	1:08.658	+0.888			18.853
7	8:09:48.396	1:08.422	+0.652			18.599
8	8:10:56.166	1:07.770				18.567

(833) Janrik Remmert						
1	8:02:40.376	1:10.698	+2.832	30.674	20.777	19.247
2	8:03:49.787	1:09.411	+1.545	30.063	20.393	18.955
3	8:04:59.001	1:09.214	+1.348	29.625	20.648	18.941
4	8:06:09.977	1:10.976	+3.110	30.134	21.532	19.310
5	8:07:18.319	1:08.342	+0.476	29.355	20.290	18.697
6	8:08:26.185	1:07.866		29.314	19.952	18.600
7	8:09:34.225	1:08.040	+0.174	29.088	20.228	18.724
8	8:10:42.354	1:08.129	+0.263	29.510	19.949	18.670

(887) Torben Gröndahl						
1	8:03:03.237	1:11.323	+3.355			19.502
2	8:04:13.325	1:10.088	+2.120			19.013
3	8:05:22.265	1:08.940	+0.972			19.106
4	8:06:32.417	1:10.152	+2.184			19.065
5	8:07:40.691	1:08.274	+0.306			18.785
6	8:08:49.831	1:09.140	+1.172			18.947
7	8:09:58.200	1:08.369	+0.401			18.888
8	8:11:06.168	1:07.968				18.828

(830) Max Hezel						
1	8:02:56.618	1:11.792	+3.759	31.345	21.244	19.203
2	8:04:06.352	1:09.734	+1.701	29.667	20.910	19.157
3	8:05:15.244	1:08.892	+0.859	29.336	20.708	18.848
4	8:06:25.142	1:09.898	+1.865	29.007	21.588	19.303
5	8:07:33.859	1:08.717	+0.684	29.157	20.632	18.928
6	8:08:43.426	1:09.567	+1.534	29.661	20.766	19.140
7	8:09:51.564	1:08.138	+0.105	28.958	20.347	18.833
8	8:10:59.597	1:08.033		28.814	20.350	18.869

(844) Kevin Wagner						
1	8:04:43.786	2:56.247	+1:47.506			19.383
2	8:05:54.488	1:10.702	+1.961			19.512
3	8:07:04.506	1:10.018	+1.277			19.215
4	8:08:14.158	1:09.652	+0.911			19.173
5	8:09:23.423	1:09.265	+0.524			19.043
6	8:10:32.164	1:08.741				19.156

(815) Moritz Wolber						
1	8:02:54.634	1:13.172	+4.207	31.591	21.813	19.768
2	8:04:05.225	1:10.591	+1.626			19.454
3	8:05:16.246	1:11.021	+2.056	30.716	20.985	19.320
4	8:06:28.231	1:11.985	+3.020			20.077
5	8:07:37.801	1:09.570	+0.605			19.104
6	8:08:47.555	1:09.754	+0.789			19.378
7	8:09:57.521	1:09.966	+1.001			19.374
8	8:11:06.486	1:08.965				19.041

(898) Hawk Baylaan White						
1	8:08:20.015	1:11.916	+2.636			19.755
2	8:09:31.224	1:11.209	+1.929			19.323
3	8:10:40.504	1:09.280				19.341

(855) Matti Klasen						
1	8:03:46.446	1:11.713	+2.420	30.663	21.656	19.394
2	8:04:56.703	1:10.257	+0.964	29.673	21.370	19.214
3	8:06:08.753	1:12.050	+2.757	30.208	22.696	19.146
4	8:07:22.870	1:14.117	+4.824	29.813	25.314	18.990
5	8:08:32.411	1:09.541	+0.248	29.505	20.814	19.222
6	8:09:42.773	1:10.362	+1.069	30.012	21.193	19.157
7	8:10:52.066	1:09.293		29.341	20.850	19.102

(818) Matthy Vandebroek						
1	8:03:03.494	1:12.413	+3.046	31.303	21.780	19.330
2	8:04:13.923	1:10.429	+1.062	29.942	21.146	19.341
3	8:05:24.087	1:10.164	+0.797	29.683	21.172	19.309
4	8:06:35.427	1:11.340	+1.973	30.434	21.779	19.127
5	8:07:46.213	1:10.786	+1.419	30.537	20.895	19.354
6	8:09:05.730	1:19.517	+10.150	31.025	25.054	23.438
7	8:10:15.097	1:09.367		29.859	20.457	19.051

(829) Lutz Ohsenbrink						
1	8:02:58.978	1:16.005	+6.557	30.162	26.480	19.363
2	8:04:09.912	1:10.934	+1.486	30.416	21.201	19.317
3	8:05:19.942	1:10.030	+0.582	30.103	20.924	19.003
4	8:06:30.439	1:10.497	+1.049	29.639	21.334	19.524
5	8:07:39.887	1:09.448		29.513	20.933	19.002
6	8:08:49.736	1:09.849	+0.401	29.445	21.205	19.199
7	8:09:59.272	1:09.536	+0.088	29.832	20.557	19.147

(816) Elias Schorneck						
1	8:03:04.207	1:15.402	+5.841	32.407	23.435	19.560
2	8:04:16.479	1:12.272	+2.711	30.621	21.839	19.122
3	8:05:28.378	1:11.899	+2.338	30.803	21.752	19.344
4	8:06:39.695	1:11.317	+1.756	30.464	21.696	19.157
5	8:07:53.610	1:13.915	+4.354	29.615	24.786	19.514
6	8:09:03.171	1:09.561		29.724	20.876	18.961
7	8:10:13.271	1:10.100	+0.539	30.050	21.102	18.948

(876) Cemil Bayyati						
1	8:03:06.763	1:11.964	+2.330	30.738	21.874	19.352
2	8:04:16.936	1:10.173	+0.539	29.608	21.011	19.554
3	8:05:27.160	1:10.224	+0.590			19.170
4	8:06:37.385	1:10.225	+0.591	29.613	21.557	19.055
5	8:07:47.019	1:09.634		30.010	20.607	19.017
6	8:08:57.063	1:10.044	+0.410	30.013	20.546	19.485
7	8:10:06.727	1:09.664	+0.030	29.885	20.618	19.161

(845) Jan Waibel						
1	8:03:43.433	1:11.948	+2.311			19.447
2	8:04:57.327	1:13.894	+4.257			20.057
3	8:06:09.994	1:12.667	+3.030			19.569
4	8:07:23.934	1:13.940	+4.303			19.171
5	8:08:33.571	1:09.637				19.278
6	8:09:43.728	1:10.157	+0.520			19.143
7	8:10:53.399	1:09.671	+0.034			18.981

(806) Moritz Fischer						
1	8:03:03.135	1:13.209	+3.415	31.105	22.134	19.970
2	8:04:16.177	1:13.042	+3.248			19.723
3	8:06:32.814	2:16.637	+1:06.843	30.585	36.307	1:09.745

Orbits



INT. ADAC Kartrennen Mülsen

X30 SENIOR

Arena E Mülsen 1,315 Km

Free Practice Serie 1

20.04.2024 08:00

Practice (10:00 Time) started at 8:00:02

Lap	Time of Day	Lap Tm	Diff	S1 Tm	S2 Tm	S3 Tm	Lap	Time of Day	Lap Tm	Diff	S1 Tm	S2 Tm	S3 Tm
4	8:07:47.971	1:15.157	+5.363			21.243							
5	8:08:59.715	1:11.744	+1.950			19.469							
6	8:10:09.509	1:09.794				19.140							

(820) Felix Maurer

1	8:03:08.139	1:13.690	+3.779	31.315	22.526	19.849
2	8:04:19.458	1:11.319	+1.408	30.069	21.803	19.447
3	8:05:31.312	1:11.854	+1.943	30.255	22.054	19.545
4	8:06:42.339	1:11.027	+1.116	30.104	21.771	19.152
5	8:07:52.250	1:09.911		29.417	21.408	19.086
6	8:09:02.705	1:10.455	+0.544	29.981	21.353	19.121
7	8:10:12.845	1:10.140	+0.229	29.693	21.527	18.920

(881) Jacob Trost

1	8:03:07.734	1:14.610	+4.339	31.452	23.245	19.913
2	8:04:19.051	1:11.317	+1.046	29.931	21.662	19.724
3	8:05:32.684	1:13.693	+3.362	30.892	21.974	20.767
4	8:06:45.208	1:12.524	+2.253	30.794	22.064	19.666
5	8:08:06.499	1:21.291	+11.020	40.121	21.711	19.459
6	8:09:17.949	1:11.450	+1.179	30.038	21.482	19.930
7	8:10:28.220	1:10.271		29.674	20.950	19.647

(808) Eric Wess

1	8:05:32.385	1:14.984	+4.666			20.901
2	8:06:44.005	1:11.620	+1.302			19.318
3	8:07:55.285	1:11.280	+0.962	30.094	21.400	19.786
4	8:09:08.303	1:13.018	+2.700			19.914
5	8:10:18.621	1:10.318		29.788	21.194	19.336

(811) Karl Schmiederer

1	8:02:58.785	1:14.243	+3.432			19.943
2	8:04:11.056	1:12.271	+1.460	31.324	21.412	19.535
3	8:05:23.918	1:12.862	+2.051			20.033
4	8:06:35.207	1:11.289	+0.478			19.430
5	8:07:46.018	1:10.811				19.315
6	8:08:57.107	1:11.089	+0.278	29.864	20.565	20.660

(817) Maximilian Engelstädter

1	8:03:11.163	1:18.544	+7.384			20.028
2	8:04:23.416	1:12.253	+1.093			20.028
3	8:05:36.002	1:12.586	+1.426			19.985
4	8:06:47.709	1:11.707	+0.547			19.693
5	8:08:00.957	1:13.248	+2.088			21.893
6	8:09:12.117	1:11.160				19.773
7	8:10:23.784	1:11.667	+0.507			19.908

(872) Tobias Burgstahler

1	8:03:08.975	1:16.488	+4.690	31.421	24.882	20.185
2	8:04:24.325	1:15.350	+3.552	32.773	22.606	19.971
3	8:05:39.047	1:14.722	+2.924	31.367	23.610	19.745
4	8:06:52.350	1:13.303	+1.505	31.485	21.778	20.040
5	8:08:05.272	1:12.922	+1.124			19.975
6	8:09:18.190	1:12.918	+1.120			19.922
7	8:10:29.988	1:11.798		30.324	21.903	19.571

(843) Luis Simon

1	8:07:51.609	1:16.561		33.242	23.156	20.163
2	8:10:47.257	2:55.648	+1:39.087			19.597



X30 SENIOR

Free Practice Serie 2

Track length: 1.315 Km

Session Started: 8:15:04

Best Lap by: 809 - Luis Esser - 1:07.831

Rank	#	Driver	Nat	Sponsor Entrant	Nat	License E-License	Make	laps	Best Lap	Diff	In Lap	Penalty
1	809	Luis Esser	DEU	RMW Motorsport	DEU	ITE 11661 KBF39010	OTK/IAME/Komet	7	1:07.831		4	
2	884	Davin Singer	DEU	ADAC Südbaden e.V. CV Performance Group	DEU	ITE 23384 BIF38321	KR/IAME/Komet	7	1:08.196	0.365	4	
3	836	Max Ohsenbrink	DEU	KSL Racing Team	DEU	ITE18670 KBF1304585	Alonso/IAME/Komet	7	1:08.581	0.750	7	
4	853	Devin Leon Ucar	DEU	ADAC Pfalz e.V. Ebert Motorsport	DEU	ITF40418 KBF38528	Tony Kart /IAME/Komet	7	1:08.786	0.955	4	
5	864	Marc Gerstenkorn	CHE	Kartshop Ampfing	DEU	ITF375 BIF25142	Drago Corse/IAME/Komet	6	1:08.834	1.003	6	
6	822	Elia Weiss	DEU	DSK e.V. Ja zum Motorsport SIM-ON	DEU	ITG38504 KBF39246	Kosmic/IAME/Komet	6	1:09.073	1.242	6	
7	835	Jarno Wiese	DEU	VDB Kart Racing	DEU	ITE 40767 KBF10478	OTK/IAME/Komet	6	1:09.170	1.339	3	
8	812	Rocco Curcio	DEU	Valier Motorsport	DEU	ITE29607 KBF15727	Energy/IAME/Komet	8	1:09.251	1.420	6	
9	821	Manuel Wagner	DEU	RS-Motorsport	DEU	ITE 39259 BIF40372	CRG/IAME/Komet	7	1:09.404	1.573	6	
10	890	Leonard Hocker	DEU	RS-Motorsport	DEU	NKA22440 KBF40372	CRG/IAME/Komet	8	1:09.461	1.630	7	
11	877	Niklas Hirsch	DEU	MSC-Langefeld e. V. im ADAC SIM-ON	DEU	ITF39320 KBF39246	Kosmic/IAME/Komet	8	1:09.566	1.735	8	
12	823	Jason Bralic	NLD	SIM-ON	DEU	ITG46957 KBF39246	Kosmic/IAME/Komet	7	1:09.586	1.755	7	
13	807	Marlon Vatter	DEU	AT Motorsport	DEU	ITF38543 KBF38543	Exprit/IAME/Komet	8	1:09.868	2.037	7	
14	980	Benno Drelok	DEU	Rocco Drelok	DEU	NKA10580 BEK1204567	Tony Kart/IAME/Komet	7	1:09.928	2.097	7	
15	899	Luke Neubauer	DEU	AT Motorsport	DEU	NKA16390 KBF38996	OTK/IAME/Komet	8	1:09.934	2.103	7	
16	824	Noel Honguero	DEU	VDB Kart Racing	DEU	NKA39248 KBF10478	Tony Kart/IAME/Komet	7	1:09.934	2.103	6	
17	848	Maris Schulte	DEU	ADAC Weser Ems e.V.	DEU	ITE39178 BIC38765	Tony Kart/IAME/Komet	7	1:10.720	2.889	7	
18	888	Louis Schütze	DEU	RF Racing	DEU	ITE 17941 KBF41358	KR/IAME/Komet	7	1:10.990	3.159	6	
19	882	Colin Hahn	DEU	Team Hemkemeyer	DEU	NKA25476 KBF42853	Falcon/IAME/	7	1:11.247	3.416	2	
20	834	Moritz Schwing	DEU	Team NKS	DEU	ITE 12057 KBF29153	DR/IAME/Komet	7	1:11.646	3.815	7	
21	891	Luka Koullen	NLD	PCH Racing	DEU	NKA50483 BIF39956	LN/IAME/Komet	6	1:11.725	3.894	6	
22	827	Julius Berthold	DEU	TB Racing Team	DEU	ITF38613 KBF38262	KR/IAME/Komet	4	1:11.920	4.089	3	
23	895	Phil Colin Streng	DEU	ADAC Württemberg e.V. Ebert Motorsport	DEU	ITE42785 EL38528	LN/IAME/Komet	0			0	

Not classified

DNS	814	Nina Aptsiauri	GEO	CRG Deutschland	DEU	ITF230054 KBF18122	CRG/IAME/Komet	0			0	
-----	-----	----------------	-----	-----------------	-----	-----------------------	----------------	---	--	--	---	--


Timekeeper
M.Riehmers

Race Director
H.Seidel

Page 1/1

These results are provisional until the conclusion of any judicial and technical matters!

Printed: 20.04.2024 / 08:26



INT. ADAC Kartrennen Mülsen

X30 SENIOR

Arena E Mülsen 1,315 Km

Free Practice Serie 2

20.04.2024 08:15

Practice (10:00 Time) started at 8:15:04

Lap	Time of Day	Lap Tm	Diff	S1 Tm	S2 Tm	S3 Tm
(809) Luis Esser						
1	8:18:24.333	1:08.058	+0.227			18.459
2	8:19:33.204	1:08.871	+1.040			18.990
3	8:20:41.284	1:08.080	+0.249	29.162	20.224	18.694
4	8:21:49.115	1:07.831				18.615
5	8:22:58.274	1:09.159	+1.328	30.290	20.347	18.522
6	8:24:07.266	1:08.992	+1.161	29.455	20.439	19.098
7	8:25:15.178	1:07.912	+0.081			18.751

(884) Davin Singer						
1	8:18:20.993	1:09.158	+0.962	29.676	20.726	18.756
2	8:19:31.547	1:10.554	+2.358	29.300	22.492	18.762
3	8:20:40.535	1:08.988	+0.792	29.687	20.356	18.945
4	8:21:48.731	1:08.196		29.117	20.311	18.768
5	8:22:59.649	1:10.918	+2.722	31.723	20.562	18.633
6	8:24:08.485	1:08.836	+0.640	29.400	20.652	18.784
7	8:25:17.450	1:08.965	+0.769	29.283	20.888	18.794

(836) Max Ohnsenbrink						
1	8:18:03.913	1:21.920	+13.339	41.440	21.210	19.270
2	8:19:14.613	1:10.700	+2.119	30.255	21.396	19.049
3	8:20:24.817	1:10.204	+1.623	29.846	21.289	19.069
4	8:21:33.928	1:09.111	+0.530	29.280	20.842	18.989
5	8:22:50.307	1:16.379	+7.798	29.588	27.326	19.465
6	8:23:59.155	1:08.848	+0.267	29.136	20.749	18.963
7	8:25:07.736	1:08.581		29.190	20.465	18.926

(853) Devin Leon Ucar						
1	8:18:23.744	1:11.835	+3.049			18.991
2	8:19:33.609	1:09.865	+1.079			18.824
3	8:20:43.606	1:09.997	+1.211			19.086
4	8:21:52.392	1:08.786				18.887
5	8:23:01.779	1:09.387	+0.601			18.829
6	8:24:11.326	1:09.547	+0.761			19.043
7	8:25:20.777	1:09.451	+0.665			18.844

(864) Marc Gerstenkorn						
1	8:17:56.611	1:11.682	+2.848	30.783	21.757	19.142
2	8:19:07.693	1:11.082	+2.248	30.468	21.456	19.158
3	8:20:18.760	1:11.067	+2.233			19.487
4	8:23:42.381	3:23.621	+2:14.787	32.467	21.301	19.039
5	8:24:51.743	1:09.362	+0.528			18.930
6	8:26:00.577	1:08.834				18.796

(822) Elia Weiss						
1	8:17:50.498	1:10.846	+1.773	30.511	21.402	18.933
2	8:19:01.088	1:10.590	+1.517	29.997	21.474	19.119
3	8:20:10.309	1:09.221	+0.148			18.771
4	8:21:19.937	1:09.628	+0.555	29.532	20.567	19.529
5	8:24:30.998	3:11.061	+2:01.988			19.395
6	8:25:40.071	1:09.073				18.849

(835) Jarno Wiese						
1	8:17:55.839	1:11.587	+2.417	30.828	21.750	19.009
2	8:19:06.233	1:10.394	+1.224	30.699	20.821	18.874
3	8:20:15.403	1:09.170		29.337	20.995	18.838
4	8:21:25.175	1:09.772	+0.602	29.775	21.377	18.620
5	8:22:38.031	1:12.856	+3.686	29.041	24.827	18.988
6	8:23:48.779	1:10.748	+1.578	30.096	21.356	19.296

(812) Rocco Curcio						
1	8:17:48.408	1:13.780	+4.529			19.131
2	8:18:58.096	1:09.688	+0.437			18.927
3	8:20:08.891	1:10.795	+1.544			19.121
4	8:21:18.304	1:09.413	+0.162	29.323	21.261	18.829
5	8:22:28.048	1:09.744	+0.493			18.998
6	8:23:37.299	1:09.251				18.866
7	8:24:46.692	1:09.393	+0.142			18.966
8	8:25:56.041	1:09.349	+0.098			19.026

(821) Manuel Wagner						
1	8:18:05.041	1:11.430	+2.026	30.354	21.749	19.327
2	8:19:16.554	1:11.513	+2.109	30.444	21.219	19.850

3	8:20:27.354	1:10.800	+1.396	29.920	21.733	19.147
4	8:21:37.161	1:09.807	+0.403	29.617	21.093	19.097
5	8:22:46.973	1:09.812	+0.408	30.172	20.751	18.889
6	8:23:56.377	1:09.404		29.397	20.925	19.082
7	8:25:10.023	1:13.646	+4.242	33.639	20.976	19.031

(890) Leonard Hocker						
1	8:17:53.233	1:12.414	+2.953			19.446
2	8:19:04.141	1:10.908	+1.447			19.089
3	8:20:14.512	1:10.371	+0.910			18.925
4	8:21:24.168	1:09.656	+0.195			18.910
5	8:22:34.816	1:10.648	+1.187			18.897
6	8:23:45.525	1:10.709	+1.248			19.411
7	8:24:54.986	1:09.461				19.053
8	8:26:05.025	1:10.039	+0.578			18.833

(877) Niklas Hirsch						
1	8:17:53.210	1:12.714	+3.148	30.696	22.101	19.917
2	8:19:05.082	1:11.872	+2.306	30.762	21.801	19.309
3	8:20:15.167	1:10.085	+0.519			19.083
4	8:21:27.383	1:12.216	+2.650	29.792	22.091	20.333
5	8:22:37.843	1:10.460	+0.894	29.692	21.391	19.377
6	8:23:48.589	1:10.746	+1.180	30.103	21.366	19.277
7	8:24:58.692	1:10.103	+0.537	29.622	21.460	19.021
8	8:26:08.258	1:09.566		29.215	21.427	18.924

(823) Jason Bralic						
1	8:18:00.767	1:12.939	+3.353	30.895	22.554	19.490
2	8:19:12.493	1:11.726	+2.140	30.897	21.380	19.449
3	8:20:22.885	1:10.392	+0.806	29.869	21.102	19.421
4	8:21:33.158	1:10.273	+0.687	29.735	21.237	19.301
5	8:22:45.392	1:12.234	+2.648	30.146	22.644	19.444
6	8:23:55.106	1:09.714	+0.128	29.697	20.736	19.281
7	8:25:04.692	1:09.586		29.261	20.917	19.408

(807) Marlon Vatter						
1	8:17:55.532	1:11.615	+1.747	30.974	21.350	19.291
2	8:19:08.049	1:12.517	+2.649			19.364
3	8:20:18.446	1:10.397	+0.529	29.566	21.509	19.322
4	8:21:28.692	1:10.246	+0.378	29.667	21.316	19.263
5	8:22:40.077	1:11.385	+1.517			19.200
6	8:23:50.271	1:10.194	+0.326	29.491	21.318	19.385
7	8:25:00.139	1:09.868		29.587	21.157	19.124
8	8:26:10.600	1:10.461	+0.593			19.646


(980) Benno Drelok						
1	8:17:46.544	1:12.368	+2.440			19.588
2	8:18:57.633	1:11.089	+1.161			19.467
3	8:20:08.325	1:10.692	+0.764			19.331
4	8:21:19.999	1:11.674	+1.746			19.918
5	8:22:30.474	1:10.475	+0.547	29.874	21.419	19.182
6	8:23:46.957	1:16.483	+6.555			19.657
7	8:24:56.885	1:09.928				19.144

(899) Luke Neubauer						
1	8:17:52.585	1:13.185	+3.251			19.532
2	8:19:03.788	1:11.203	+1.269			19.180
3	8:20:19.715	1:15.927	+5.993			18.952
4	8:21:31.153	1:11.438	+1.504			19.065
5	8:22:41.336	1:10.183	+0.249			19.137
6	8:23:51.677	1:10.341	+0.407			18.931
7	8:25:01.611	1:09.934				18.878
8	8:26:12.941	1:11.330	+1.396			19.411

(824) Noel Honguero						
1	8:18:02.193	1:13.068	+3.134	31.147	21.972	19.949
2	8:19:13.994	1:11.801	+1.867	30.377	21.942	19.482
3	8:20:28.318	1:14.324	+4.390			19.746
4	8:21:41.420	1:13.102	+3.168	31.318	21.633	20.151
5	8:22:52.221	1:10.801	+0.867			19.115
6	8:24:02.155	1:09.934				19.254
7	8:25:12.462	1:10.307	+0.373	30.334	21.009	18.964

(848) Maris Schulte						
----------------------------	--	--	--	--	--	--

Orbits



INT. ADAC Kartrennen Mülsen

X30 SENIOR

Arena E Mülsen 1,315 Km

Free Practice Serie 2

20.04.2024 08:15

Practice (10:00 Time) started at 8:15:04

Lap	Time of Day	Lap Tm	Diff	S1 Tm	S2 Tm	S3 Tm	Lap	Time of Day	Lap Tm	Diff	S1 Tm	S2 Tm	S3 Tm
1	8:18:02.260	1:15.536	+4.816	31.736	23.558	20.242							
2	8:19:16.062	1:13.802	+3.082			19.757							
3	8:20:29.195	1:13.133	+2.413			19.770							
4	8:21:42.030	1:12.835	+2.115			19.778							
5	8:22:57.529	1:15.499	+4.779			19.776							
6	8:24:09.479	1:11.950	+1.230	30.431	21.667	19.852							
7	8:25:20.199	1:10.720		29.640	21.563	19.517							

(888) Louis Schütze

1	8:18:00.230	1:13.870	+2.880			19.626							
2	8:19:13.793	1:13.563	+2.573	31.518	22.151	19.894							
3	8:20:28.084	1:14.291	+3.301	31.214	23.138	19.939							
4	8:21:41.817	1:13.733	+2.743			20.808							
5	8:22:53.990	1:12.173	+1.183			19.493							
6	8:24:04.980	1:10.990				19.363							
7	8:25:16.207	1:11.227	+0.237			19.251							

(882) Colin Hahn

1	8:18:07.074	1:12.620	+1.373	31.784	21.258	19.578							
2	8:19:18.321	1:11.247		30.058	21.561	19.628							
3	8:20:29.853	1:11.532	+0.285	30.113	21.937	19.482							
4	8:21:42.362	1:12.509	+1.262	30.863	21.883	19.763							
5	8:22:55.219	1:12.857	+1.610	30.954	22.372	19.531							
6	8:24:07.549	1:12.330	+1.083	30.204	21.933	20.193							
7	8:25:19.324	1:11.775	+0.528	30.390	21.644	19.741							

(834) Moritz Schwing

1	8:18:03.767	1:13.458	+1.812			19.648							
2	8:19:22.710	1:18.943	+7.297			19.379							
3	8:20:36.181	1:13.471	+1.825			19.549							
4	8:21:48.310	1:12.129	+0.483			19.254							
5	8:23:01.711	1:13.401	+1.765			19.356							
6	8:24:14.953	1:13.242	+1.596			19.321							
7	8:25:26.599	1:11.646				19.426							

(891) Luka Koullen

1	8:19:33.444	1:15.457	+3.732	31.936	23.226	20.295							
2	8:20:46.884	1:13.440	+1.715	30.923	22.624	19.893							
3	8:22:00.798	1:13.914	+2.189	30.907	23.322	19.685							
4	8:23:13.465	1:12.667	+0.942	30.538	22.476	19.653							
5	8:24:25.981	1:12.516	+0.791	30.408	22.355	19.753							
6	8:25:37.706	1:11.725		30.180	21.968	19.577							

(827) Julius Berthold

1	8:17:49.582	1:13.683	+1.763			19.649							
2	8:19:02.059	1:12.477	+0.557			20.536							
3	8:20:13.979	1:11.920				19.485							
4	8:21:28.043	1:14.064	+2.144			19.296							

X30 SENIOR

Qualifying Practice Serie 1

Track length: 1.315 Km

Session Started: 10:20:28


Best Lap by: 903 - Kevin Lantinga - 1:05.312

Rank	#	Driver	Nat	Sponsor Entrant	Nat	License E-License	Make	laps	Best Lap	Diff	In Lap	Penalty
1	903	Kevin Lantinga	NLD	J.K. Lantinga	NLD	ITE42585 IEL30038	Croc/IAME/Komet	5	1:05.312		5	
2	802	Nando Weixelbaumer	AUT	TB Racing Team	DEU	ITEJK2078 KBF38262	KR/IAME/Komet	4	1:05.787	0.475	3	
3	810	Daniel Guinchard	GBR	SFR Motorsport	GBR	ITC-C292117 IBL368379	Birel Art/IAME/Vega	4	1:06.199	0.887	3	
4	833	Jannik Remmert	DEU	VDB Kart Racing	DEU	ITE19994 KBF10478	Tony Kart/IAME/Komet	5	1:06.271	0.959	4	
5	887	Torben Gröndahl	DEU	MSC Groß Dolln e.V. im ADAC CV Performance Group	DEU	ITC-C14120 BIF38321	KR/IAME/Komet	5	1:06.286	0.974	5	
6	830	Max Hezel	DEU	ADAC Hessen-Thüringen e.V. CV Performance Group	DEU	ITF38265 BIF38321	KR/IAME/Komet	5	1:06.871	1.559	5	
7	855	Matti Klasen	DEU	DSK e.V. Ja zum Motorsport RMW Motorsport	DEU	ITE13782 BIC39010	Tony Kart/IAME/Komet	5	1:07.138	1.826	3	
8	816	Elias Schorneck	DEU	VDB Kart Racing	DEU	ITE40538 KBF10478	Tony Kart/IAME/Komet	4	1:07.308	1.996	4	
9	829	Lutz Ohsenbrink	DEU	KSL Racing Team	DEU	ITE40759 KBF1304585	Alonso/IAME/Komet	4	1:07.422	2.110	4	
10	902	Daniel Brozovic	DEU	TR Motorsport	DEU	ITE 42036 KBF23400	OTK/IAME/Komet	4	1:07.425	2.113	4	
11	885	Carl Luthardt	DEU	TB Racing Team	DEU	ITE 37029 KBF38262	KR/IAME/Komet	5	1:06.583	1.271	5	+ 5 Pos.
12	844	Kevin Wagner	DEU	MSC-Langensfeld e. V. im ADAC Valier Motorsport	DEU	ITE 11828 KBF39300	Energy/IAME/Komet	4	1:07.440	2.128	2	
13	876	Cemil Bayyati	DEU	Dörr Motorsport	DEU	ITG15366 BIF38420	KR/IAME/Komet	4	1:07.441	2.129	4	
14	881	Jacob Trost	DEU	ADAC Hessen-Thüringen e.V. DUTT MOTORSPORT by FENSTER.COM	LUX	NKA41233 IDCK867	Tony Kart/IAME/Komet	4	1:07.467	2.155	3	
15	811	Karl Schmiederer	DEU	RS-Motorsport	DEU	ITE39775 KBF40372	CRG/IAME/Komet	4	1:07.511	2.199	4	
16	845	Jan Waibel	DEU	ADAC Mittelrhein e.V. VDB Kart Racing	DEU	NKA12495 KBF10478	Tony Kart/IAME/Komet	4	1:07.691	2.379	3	
17	820	Felix Maurer	DEU	DUTT MOTORSPORT by FENSTER.com	LUX	NKA41244 IBLK867	Tony Kart/IAME/Komet	4	1:07.909	2.597	4	
18	817	Maximilian Engelstädter	DEU	Dörr Motorsport	DEU	NKA40565 BIF38420	KR/IAME/Komet	4	1:08.211	2.899	3	
19	898	Hawk Baylaan White	GBR	AT Motorsport	DEU	ITE40903 BIC38996	Exprit/IAME/Komet	4	1:08.438	3.126	4	
20	806	Moritz Fischer	DEU	ADAC Pfalz e.V. DUTT MOTORSP. by FENSTER.COM	LUX	NKA26409 IBLK867	Tony Kart/IAME/Komet	4	1:08.441	3.129	4	
21	808	Eric Wess	DEU	Kartshop Ampfing	DEU	NKA38485 KBF25142	Drago Corse/IAME/Komet	4	1:08.681	3.369	1	
22	818	Matthy Vandebroek	DEU	VDB Kart Racing	DEU	ITE 11491 KBF10478	Tony Kart/IAME/Komet	4	1:08.747	3.435	1	
23	815	Moritz Wolber	DEU	ADAC Südbaden e.V. NEES RACING	DEU	NKA16641 BIF17863	Maranello/IAME/Komet	4	1:08.927	3.615	2	
24	843	Luis Simon	DEU	PCH Racing	DEU	NKA36581 39956	LN/IAME/Komet	4	1:09.351	4.039	4	
25	872	Tobias Burgstahler	DEU	ADAC Württemberg e.V. Stern Motorsport	DEU	NKA38364 KBF38195	KR/IAME/Komet	4	1:09.640	4.328	4	

Announcements

885 + 5 Pos. front fairing

Timekeeper
M.Riehmers




Race Director
H.Seidel



Page 1/1

These results are provisional until the conclusion of any judicial and technical matters!

Printed: 20.04.2024 / 10:45



INT. ADAC Kartrennen Mülsen

X30 SENIOR

Arena E Mülsen 1,315 Km

Qualifying Practice Serie 1

20.04.2024 10:20

Qualifying (6:00 Time) started at 10:20:28

Lap	Time of Day	Lap Tm	Diff	S1 Tm	S2 Tm
(903) Kevin Lantinga					
1	10:22:54.804	1:06.257	+0.945	47.891	18.366
2	10:24:00.899	1:06.095	+0.783	47.751	18.344
3	10:25:06.567	1:05.668	+0.356	47.387	18.281
4	10:26:12.435	1:05.868	+0.556	47.474	18.394
5	10:27:17.747	1:05.312		47.098	18.214

(802) Nando Weixelbaumer					
1	10:23:46.561	1:06.549	+0.762	48.082	18.467
2	10:24:52.986	1:06.425	+0.638	48.121	18.304
3	10:25:58.773	1:05.737		47.577	18.210
4	10:27:05.000	1:06.227	+0.440	48.042	18.185

(810) Daniel Guinchard					
1	10:23:38.978	1:06.919	+0.720	48.323	18.596
2	10:24:45.848	1:06.870	+0.671	48.567	18.303
3	10:25:52.047	1:06.199		47.766	18.433
4	10:26:58.466	1:06.419	+0.220	47.953	18.466

(833) Jannik Remmert					
1	10:22:56.931	1:07.021	+0.750	48.542	18.479
2	10:24:04.117	1:07.186	+0.915	48.733	18.453
3	10:25:10.942	1:06.825	+0.554	48.436	18.389
4	10:26:17.213	1:06.271		47.854	18.417
5	10:27:23.541	1:06.328	+0.057	48.010	18.318

(887) Torben Gröndahl					
1	10:22:54.454	1:06.839	+0.553	48.232	18.607
2	10:24:01.516	1:07.062	+0.776	48.417	18.645
3	10:25:08.299	1:06.783	+0.497	48.316	18.467
4	10:26:14.677	1:06.378	+0.092	47.823	18.555
5	10:27:20.963	1:06.286		47.905	18.381

(830) Max Hezel					
1	10:22:57.279	1:07.755	+0.884	48.802	18.953
2	10:24:04.528	1:07.249	+0.378	48.690	18.559
3	10:25:11.454	1:06.926	+0.055	48.345	18.581
4	10:26:18.463	1:07.009	+0.138	48.407	18.602
5	10:27:25.334	1:06.871		48.377	18.494

(855) Matti Klasen					
1	10:23:03.877	1:08.151	+1.013	49.580	18.571
2	10:24:12.207	1:08.330	+1.192	49.775	18.555
3	10:25:19.345	1:07.138		48.557	18.581
4	10:26:27.346	1:08.001	+0.863	49.245	18.756
5	10:27:34.742	1:07.396	+0.258	48.875	18.521

(816) Elias Schorneck					
1	10:23:19.959	1:12.491	+5.183	53.800	18.691
2	10:24:27.832	1:07.873	+0.565	49.009	18.864
3	10:25:35.549	1:07.717	+0.409	49.089	18.628
4	10:26:42.857	1:07.308		48.794	18.514

(829) Lutz Ohsenbrink					
1	10:23:17.271	1:10.047	+2.625	51.046	19.001
2	10:24:25.330	1:08.059	+0.637	49.239	18.820
3	10:25:33.558	1:08.228	+0.806	49.557	18.671
4	10:26:40.980	1:07.422		48.632	18.790

(902) Daniel Brozovic					
1	10:23:17.999	1:11.173	+3.748	52.386	18.787
2	10:24:26.346	1:08.347	+0.922	49.754	18.593
3	10:25:34.342	1:07.996	+0.571	49.434	18.562
4	10:26:41.767	1:07.425		49.021	18.404

(885) Carl Luthardt					
1	10:23:01.932	1:11.299	+4.716	52.761	18.538
2	10:24:09.678	1:07.746	+1.163	48.950	18.796
3	10:25:19.060	1:09.382	+2.799	49.697	19.685
4	10:26:26.550	1:07.490	+0.907	48.756	18.734
5	10:27:33.133	1:06.583		48.165	18.418

Lap	Time of Day	Lap Tm	Diff	S1 Tm	S2 Tm
(844) Kevin Wagner					
1	10:23:03.109	1:08.255	+0.815	49.451	18.804
2	10:24:10.549	1:07.440		48.725	18.715
3	10:25:18.820	1:08.271	+0.831	49.095	19.176
4	10:26:26.446	1:07.626	+0.186	48.589	19.037

(876) Cemil Bayyati					
1	10:23:07.203	1:07.950	+0.509	49.135	18.815
2	10:24:15.842	1:08.639	+1.198	49.880	18.759
3	10:25:23.409	1:07.567	+0.126	48.910	18.657
4	10:26:30.850	1:07.441		48.607	18.834

(881) Jacob Trost					
1	10:23:12.266	1:08.736	+1.269	49.880	18.856
2	10:24:20.647	1:08.381	+0.914	49.541	18.840
3	10:25:28.114	1:07.467		48.643	18.824
4	10:26:37.023	1:08.909	+1.442	49.813	19.096

(811) Karl Schmiederer					
1	10:23:16.182	1:09.655	+2.144	50.812	18.843
2	10:24:24.797	1:08.615	+1.104	49.752	18.863
3	10:25:32.775	1:07.978	+0.467	49.231	18.747
4	10:26:40.286	1:07.511		48.768	18.743

(845) Jan Waibel					
1	10:23:05.635	1:15.135	+7.444	56.444	18.691
2	10:24:13.848	1:08.213	+0.522	49.598	18.615
3	10:25:21.539	1:07.691		49.227	18.464
4	10:26:29.528	1:07.989	+0.298	49.118	18.871

(820) Felix Maurer					
1	10:23:14.014	1:09.877	+1.968	51.105	18.772
2	10:24:22.388	1:08.374	+0.465	49.562	18.812
3	10:25:30.398	1:08.010	+0.101	49.525	18.485
4	10:26:38.307	1:07.909		49.240	18.669

(817) Maximilian Engelstädter					
1	10:23:09.963	1:09.199	+0.988	50.014	19.185
2	10:24:31.589	1:21.626	+13.415	1:02.083	19.543
3	10:25:39.800	1:08.211		49.212	18.999
4	10:26:49.245	1:09.445	+1.234	50.030	19.415

(898) Hawk Baylaan White					
1	10:23:03.798	1:09.662	+1.224	50.536	19.126
2	10:24:12.878	1:09.080	+0.642	50.143	18.937
3	10:25:21.812	1:08.934	+0.496	49.779	19.155
4	10:26:30.250	1:08.438		49.505	18.933

(806) Moritz Fischer					
1	10:23:12.057	1:09.562	+1.121	50.222	19.340
2	10:24:21.119	1:09.062	+0.621	50.034	19.028
3	10:25:31.573	1:10.454	+2.013	51.408	19.046
4	10:26:40.014	1:08.441		49.650	18.791

(808) Eric Wess					
1	10:23:01.674	1:08.681		49.712	18.969
2	10:24:17.568	1:15.894	+7.213	56.987	18.907
3	10:25:27.548	1:09.980	+1.299	51.050	18.930
4	10:26:37.164	1:09.616	+0.935	50.412	19.204

(818) Matthy Vandebroek					
1	10:23:00.014	1:08.747		49.777	18.970
2	10:24:09.492	1:09.478	+0.731	50.417	19.061
3	10:25:20.149	1:10.657	+1.910	50.994	19.663
4	10:26:30.836	1:10.687	+1.940	51.208	19.479

(815) Moritz Wolber					
1	10:23:31.508	1:09.000	+0.073	49.781	19.219
2	10:24:40.435	1:08.927		49.640	19.287
3	10:25:49.547	1:09.112	+0.185	49.994	19.118
4	10:26:59.038	1:09.491	+0.564	50.377	19.114

(843) Luis Simon					
-------------------------	--	--	--	--	--

Orbits



INT. ADAC Kartrennen Mülsen

X30 SENIOR Arena E Mülsen 1,315 Km

Qualifying Practice Serie 1 20.04.2024 10:20

Qualifying (6:00 Time) started at 10:20:28

Lap	Time of Day	Lap Tm	Diff	S1 Tm	S2 Tm	Lap	Time of Day	Lap Tm	Diff	S1 Tm	S2 Tm
1	10:23:37.106	1:11.850	+2.499	52.400	19.450						
2	10:24:48.396	1:11.290	+1.939	52.094	19.196						
3	10:25:58.370	1:09.974	+0.623	50.912	19.062						
4	10:27:07.721	1:09.351		50.529	18.822						

(872) Tobias Burgstahler

1	10:23:07.138	1:10.302	+0.662	51.047	19.255
2	10:24:16.908	1:09.770	+0.130	50.637	19.133
3	10:25:26.811	1:09.903	+0.263	50.618	19.285
4	10:26:36.451	1:09.640		50.481	19.159



X30 SENIOR

Qualifying Practice Serie 2

Track length: 1.315 Km

Session Started: 10:31:04

Best Lap by: 836 - Max Ohsenbrink - 1:05.806

Rank	#	Driver	Nat	Sponsor Entrant	Nat	License E-License	Make	laps	Best Lap	Diff	In Lap	Penalty
1	836	Max Ohsenbrink	DEU	KSL Racing Team	DEU	ITE18670 KBF1304585	Alonso/IAME/Komet	5	1:05.806		5	
2	809	Luis Esser	DEU	RMW Motorsport	DEU	ITE 11661 KBF39010	OTK/IAME/Komet	5	1:06.030	0.224	3	
3	812	Rocco Curcio	DEU	Valier Motorsport	DEU	ITE29607 KBF15727	Energy/IAME/Komet	5	1:06.271	0.465	4	
4	864	Marc Gerstenkorn	CHE	Kartshop Ampfing	DEU	ITF375 BIF25142	Drago Corse/IAME/Komet	5	1:06.522	0.716	5	
5	835	Jarno Wiese	DEU	VDB Kart Racing	DEU	ITE 40767 KBF10478	OTK/IAME/Komet	4	1:06.567	0.761	3	
6	884	Davin Singer	DEU	ADAC Südbaden e.V. CV Performance Group	DEU	ITE 23384 BIF38321	KR/IAME/Komet	5	1:06.878	1.072	3	
7	822	Elja Weiss	DEU	DSK e.V. Ja zum Motorsport SIM-ON	DEU	ITG38504 KBF39246	Kosmic/IAME/Komet	5	1:05.908	0.102	5	+ 5 Pos
8	823	Jason Bralic	NLD	SIM-ON	DEU	ITG46957 KBF39246	Kosmic/IAME/Komet	5	1:06.973	1.167	4	
9	853	Devin Leon Ucar	DEU	ADAC Pfalz e.V. Ebert Motorsport	DEU	ITF40418 KBF38528	Tony Kart /IAME/Komet	4	1:07.010	1.204	2	
10	877	Niklas Hirsch	DEU	MSC-Langenfeld e. V. im ADAC SIM-ON	DEU	ITF39320 KBF39246	Kosmic/IAME/Komet	5	1:07.099	1.293	5	
11	895	Phil Colin Streng	DEU	ADAC Württemberg e.V. Ebert Motorsport	DEU	ITE42785 EL38528	LN/IAME/Komet	5	1:07.325	1.519	4	
12	824	Noel Honguero	DEU	VDB Kart Racing	DEU	NKA39248 KBF10478	Tony Kart/IAME/Komet	4	1:07.351	1.545	2	
13	882	Colin Hahn	DEU	Team Hemkemeyer	DEU	NKA25476 KBF42853	Falcon/IAME/	4	1:07.507	1.701	3	
14	848	Maris Schulte	DEU	ADAC Weser Ems e.V.	DEU	ITE39178 BIC38765	Tony Kart/IAME/Komet	4	1:07.555	1.749	3	
15	899	Luke Neubauer	DEU	AT Motorsport	DEU	NKA16390 KBF38996	OTK/IAME/Komet	4	1:07.759	1.953	4	
16	821	Manuel Wagner	DEU	RS-Motorsport	DEU	ITE 39259 BIF40372	CRG/IAME/Komet	1	1:08.005	2.199	1	
17	980	Benno Drelok	DEU	Rocco Drelok	DEU	NKA10580 BEK1204567	Tony Kart/IAME/Komet	4	1:08.037	2.231	2	
18	888	Louis Schütze	DEU	RF Racing	DEU	ITE 17941 KBF41358	KR/IAME/Komet	4	1:08.065	2.259	4	
19	891	Luka Koullen	NLD	PCH Racing	DEU	NKA50483 BIF39956	LN/IAME/Komet	4	1:08.361	2.555	4	
20	890	Leonard Hocker	DEU	RS-Motorsport	DEU	NKA22440 KBF40372	CRG/IAME/Komet	4	1:07.586	1.780	4	+ 5 Pos
21	834	Moritz Schwing	DEU	Team NKS	DEU	ITE 12057 KBF29153	DR/IAME/Komet	4	1:08.386	2.580	4	
22	827	Julius Berthold	DEU	TB Racing Team	DEU	ITF38613 KBF38262	KR/IAME/Komet	4	1:08.534	2.728	4	
23	814	Nina Aptsiauri	GEO	CRG Deutschland	DEU	ITF230054 KBF18122	CRG/IAME/Komet	3	1:12.962	7.156	2	
24	807	Marlon Vatter	DEU	AT Motorsport	DEU	ITF38543 KBF38543	Exprit/IAME/Komet	3	1:08.433	2.627	2	+ 5 Pos.

Announcements

890,822,807 + 5 Pos. front fairing


Timekeeper
M.Riehmers

Race Director
H.Seidel

Page 1/1

These results are provisional until the conclusion of any judicial and technical matters!

Printed: 20.04.2024 / 11:09



INT. ADAC Kartrennen Mülsen

X30 SENIOR

Arena E Mülsen 1,315 Km

Qualifying Practice Serie 2

20.04.2024 10:31

Qualifying (6:00 Time) started at 10:31:04

Lap	Time of Day	Lap Tm	Diff	S1 Tm	S2 Tm
(836) Max Ohsenbrink					
1	10:33:34.153	1:06.702	+0.896	48.324	18.378
2	10:34:40.725	1:06.572	+0.766	48.261	18.311
3	10:35:46.889	1:06.164	+0.358	47.854	18.310
4	10:36:53.646	1:06.757	+0.951	48.307	18.450
5	10:37:59.452	1:05.806		47.456	18.350

Lap	Time of Day	Lap Tm	Diff	S1 Tm	S2 Tm
(809) Luis Esser					
1	10:33:30.616	1:06.414	+0.384	47.991	18.423
2	10:34:37.515	1:06.899	+0.869	48.454	18.445
3	10:35:43.545	1:06.030		47.687	18.343
4	10:36:49.697	1:06.152	+0.122	47.840	18.312
5	10:37:55.785	1:06.088	+0.058	47.828	18.260

Lap	Time of Day	Lap Tm	Diff	S1 Tm	S2 Tm
(812) Rocco Curcio					
1	10:33:35.779	1:07.861	+1.590	49.338	18.523
2	10:34:42.548	1:06.769	+0.498	48.287	18.482
3	10:35:49.194	1:06.646	+0.375	48.413	18.233
4	10:36:55.465	1:06.271		47.951	18.320
5	10:38:01.865	1:06.400	+0.129	47.947	18.453

Lap	Time of Day	Lap Tm	Diff	S1 Tm	S2 Tm
(864) Marc Gerstenkorn					
1	10:33:31.887	1:06.951	+0.429	48.552	18.399
2	10:34:38.587	1:06.700	+0.178	48.310	18.390
3	10:35:45.308	1:06.721	+0.199	48.353	18.368
4	10:36:54.354	1:09.046	+2.524	50.009	19.037
5	10:38:00.876	1:06.522		47.981	18.541

Lap	Time of Day	Lap Tm	Diff	S1 Tm	S2 Tm
(835) Jarno Wiese					
1	10:34:00.811	1:07.185	+0.618	48.755	18.430
2	10:35:08.299	1:07.488	+0.921	49.054	18.434
3	10:36:14.866	1:06.567		48.123	18.444
4	10:37:21.709	1:06.843	+0.276	48.248	18.595

Lap	Time of Day	Lap Tm	Diff	S1 Tm	S2 Tm
(884) Davin Singer					
1	10:33:30.432	1:07.408	+0.530	48.792	18.616
2	10:34:37.912	1:07.480	+0.602	48.923	18.557
3	10:35:44.790	1:06.878		48.392	18.486
4	10:36:56.674	1:11.884	+5.006	53.382	18.502
5	10:38:05.007	1:08.333	+1.455	49.699	18.634

Lap	Time of Day	Lap Tm	Diff	S1 Tm	S2 Tm
(822) Elia Weiss					
1	10:33:32.812	1:07.448	+1.540	49.083	18.365
2	10:34:39.454	1:06.642	+0.734	48.462	18.180
3	10:35:45.495	1:06.041	+0.133	47.922	18.119
4	10:36:57.653	1:12.158	+6.250	53.916	18.242
5	10:38:03.561	1:05.908		47.821	18.087

Lap	Time of Day	Lap Tm	Diff	S1 Tm	S2 Tm
(823) Jason Bralic					
1	10:33:41.518	1:08.946	+1.973	50.301	18.645
2	10:34:49.657	1:08.139	+1.166	49.539	18.600
3	10:35:57.077	1:07.420	+0.447	48.841	18.579
4	10:37:04.050	1:06.973		48.491	18.482
5	10:38:11.509	1:07.459	+0.486	48.819	18.640

Lap	Time of Day	Lap Tm	Diff	S1 Tm	S2 Tm
(853) Devin Leon Ucar					
1	10:33:56.796	1:08.107	+1.097	49.463	18.644
2	10:35:03.806	1:07.010		48.417	18.593
3	10:36:13.778	1:09.972	+2.962	49.724	20.248
4	10:37:21.184	1:07.406	+0.396	48.889	18.517

Lap	Time of Day	Lap Tm	Diff	S1 Tm	S2 Tm
(877) Niklas Hirsch					
1	10:33:39.823	1:08.801	+1.702	50.410	18.391
2	10:34:48.113	1:08.290	+1.191	49.936	18.354
3	10:35:55.947	1:07.834	+0.735	49.351	18.483
4	10:37:03.596	1:07.649	+0.550	49.233	18.416
5	10:38:10.695	1:07.099		48.609	18.490

Lap	Time of Day	Lap Tm	Diff	S1 Tm	S2 Tm
(895) Phil Colin Strenge					
1	10:33:37.030	1:07.964	+0.639	49.309	18.655
2	10:34:44.631	1:07.601	+0.276	49.050	18.551
3	10:35:52.197	1:07.566	+0.241	48.897	18.669

Lap	Time of Day	Lap Tm	Diff	S1 Tm	S2 Tm
4	10:36:59.522	1:07.325		48.738	18.587
5	10:38:07.124	1:07.602	+0.277	48.967	18.635

Lap	Time of Day	Lap Tm	Diff	S1 Tm	S2 Tm
(824) Noel Hongoero					
1	10:33:36.132	1:09.048	+1.697	50.416	18.632
2	10:34:43.483	1:07.351		48.831	18.520
3	10:35:52.880	1:09.397	+2.046	50.582	18.815
4	10:37:00.932	1:08.052	+0.701	49.431	18.621

Lap	Time of Day	Lap Tm	Diff	S1 Tm	S2 Tm
(882) Colin Hahn					
1	10:33:47.644	1:09.239	+1.732	50.416	18.823
2	10:34:57.933	1:10.289	+2.782	51.369	18.920
3	10:36:05.440	1:07.507		48.897	18.610
4	10:37:15.103	1:09.663	+2.156	50.214	19.449

Lap	Time of Day	Lap Tm	Diff	S1 Tm	S2 Tm
(848) Maris Schulte					
1	10:33:47.339	1:10.943	+3.388	52.118	18.825
2	10:34:56.538	1:09.199	+1.644	50.625	18.574
3	10:36:04.093	1:07.555		48.889	18.666
4	10:37:12.281	1:08.188	+0.633	49.626	18.562

Lap	Time of Day	Lap Tm	Diff	S1 Tm	S2 Tm
(899) Luke Neubauer					
1	10:33:45.680	1:09.659	+1.900	50.661	18.998
2	10:34:54.784	1:09.104	+1.345	50.403	18.701
3	10:36:03.541	1:08.757	+0.998	49.801	18.956
4	10:37:11.300	1:07.759		49.101	18.658

Lap	Time of Day	Lap Tm	Diff	S1 Tm	S2 Tm
(821) Manuel Wagner					
1	10:33:39.689	1:08.005		49.470	18.535

Lap	Time of Day	Lap Tm	Diff	S1 Tm	S2 Tm
(980) Benno Drelok					
1	10:33:42.745	1:08.337	+0.300	49.664	18.673
2	10:34:50.782	1:08.037		49.280	18.757
3	10:35:59.602	1:08.820	+0.783	49.715	19.105
4	10:37:07.754	1:08.152	+0.115	49.367	18.785

Lap	Time of Day	Lap Tm	Diff	S1 Tm	S2 Tm
(888) Louis Schütze					
1	10:33:47.037	1:09.933	+1.868	51.036	18.897
2	10:34:55.370	1:08.333	+0.268	49.716	18.617
3	10:36:03.750	1:08.380	+0.315	49.697	18.683
4	10:37:11.815	1:08.065		49.414	18.651

Lap	Time of Day	Lap Tm	Diff	S1 Tm	S2 Tm
(891) Luka Koullen					
1	10:33:49.604	1:10.347	+1.986	51.360	18.987
2	10:34:59.446	1:09.842	+1.481	50.988	18.854
3	10:36:08.619	1:09.173	+0.812	50.328	18.845
4	10:37:16.980	1:08.361		49.507	18.854

Lap	Time of Day	Lap Tm	Diff	S1 Tm	S2 Tm
(890) Leonard Hocker					
1	10:34:02.617	1:07.942	+0.356	49.319	18.623
2	10:35:11.121	1:08.504	+0.918	50.056	18.448
3	10:36:19.044	1:07.923	+0.337	49.457	18.466
4	10:37:26.630	1:07.586		48.532	19.054

Lap	Time of Day	Lap Tm	Diff	S1 Tm	S2 Tm
(834) Moritz Schwing					
1	10:33:46.839	1:10.837	+2.451	51.907	18.930
2	10:35:02.647	1:15.808	+7.422	56.297	19.511
3	10:36:12.222	1:09.575	+1.189	50.706	18.869
4	10:37:20.608	1:08.386		49.517	18.869

Lap	Time of Day	Lap Tm	Diff	S1 Tm	S2 Tm
(827) Julius Berthold					
1	10:33:44.273	1:09.962	+1.428	50.954	19.008
2	10:34:52.925	1:08.652	+0.118	49.905	18.747
3	10:36:01.899	1:08.974	+0.440	49.687	19.287
4	10:37:10.433	1:08.534		49.630	18.904

Lap	Time of Day	Lap Tm	Diff	S1 Tm	S2 Tm
(814) Nina Aptsiauri					
1	10:34:24.735	1:39.990	+27.028	1:20.513	19.477
2	10:35:37.697	1:12.962		53.626	19.336
3	10:37:08.465	1:30.768	+17.806	1:11.591	19.177

Lap	Time of Day	Lap Tm	Diff	S1 Tm	S2 Tm
(807) Marlon Vatter					
1	10:33:45.388	1:10.254	+1.821	50.719	19.535

INT. ADAC Kartrennen Mülsen

X30 SENIOR


Arena E Mülsen 1,315 Km

Qualifying Practice Serie 2

20.04.2024 10:31

Qualifying (6:00 Time) started at 10:31:04

Lap	Time of Day	Lap Tm	Diff	S1 Tm	S2 Tm	Lap	Time of Day	Lap Tm	Diff	S1 Tm	S2 Tm
2	10:34:53.821	1:08.433		49.675	18.758						
3	10:36:04.515	1:10.694	+2.261	51.981	18.713						

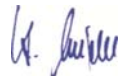


DKM Round 1
X30 SENIOR
Mülsern
Total Result Qualifying Fast Group / Slow Group


Pos.	No.	Firstname	Lastname	NAT	Entrant	NAT	Make	Sponsor	Time	Pos	
										Driv.	Entr.
										Gr.	Gr.
1	903	Kevin	Lantinga	NLD	J.K. Lantinga	NLD	Croc/IAME/Komet		1:05.312	1	A
2	836	Max	Ohsenbrink	DEU	KSL Racing Team	DEU	Alonso/IAME/Komet		1:05.806	1	B
3	802	Nando	Weixelbaumer	AUT	TB Racing Team	DEU	KR/IAME/Komet		1:05.787	2	C
4	809	Luis	Esser	DEU	RMW Motorsport	DEU	OTK/IAME/Komet		1:06.030	2	A
5	810	Daniel	Guinchard	GBR	SFR Motorsport	GBR	Birel Art/IAME/Vega		1:06.199	3	B
6	812	Rocco	Curcio	DEU	Valier Motorsport	DEU	Energy/IAME/Komet		1:06.271	3	C
7	833	Jannik	Remmert	DEU	VDB Kart Racing	DEU	Tony Kart/IAME/Komet		1:06.271	4	A
8	864	Marc	Gerstenkorn	CHE	Kartshop Ampfing	DEU	Drago Corse/IAME/Komet		1:06.522	4	B
9	887	Torben	Gröndahl	DEU	CV Performance Group	DEU	KR/IAME/Komet	MSC Groß Dölln e.V. im ADAC	1:06.286	5	C
10	835	Jarno	Wiese	DEU	VDB Kart Racing	DEU	OTK/IAME/Komet		1:06.567	5	A
11	830	Max	Hezel	DEU	CV Performance Group	DEU	KR/IAME/Komet	ADAC Hessen-Thüringen e.V.	1:06.871	6	B
12	884	Davin	Singer	DEU	CV Performance Group	DEU	KR/IAME/Komet	ADAC Südbaden e.V.	1:06.878	6	C
13	855	Matti	Klasen	DEU	RMW Motorsport	DEU	Tony Kart/IAME/Komet	DSK e.V. Ja zum Motorsport	1:07.138	7	A
14	822	Elia	Weiss	DEU	SIM-ON	DEU	Kosmic/IAME/Komet	DSK e.V. Ja zum Motorsport	1:05.908	7	B
15	816	Elias	Schorneck	DEU	VDB Kart Racing	DEU	Tony Kart/IAME/Komet		1:07.308	8	C
16	823	Jason	Bralic	NLD	SIM-ON	DEU	Kosmic/IAME/Komet		1:06.973	8	A
17	829	Lutz	Ohsenbrink	DEU	KSL Racing Team	DEU	Alonso/IAME/Komet		1:07.422	9	B
18	853	Devin Leon	Ucar	DEU	Ebert Motorsport	DEU	Tony Kart /IAME/Komet	ADAC Pfalz e.V.	1:07.010	9	C
19	902	Daniel	Brozovic	DEU	TR Motorsport	DEU	OTK/IAME/Komet		1:07.425	10	A
20	877	Niklas	Hirsch	DEU	SIM-ON	DEU	Kosmic/IAME/Komet	MSC-Langenfeld e. V. im ADA	1:07.099	10	B
21	885	Carl	Luthardt	DEU	TB Racing Team	DEU	KR/IAME/Komet		1:06.583	11	C
22	895	Phil Colin	Streng	DEU	Ebert Motorsport	DEU	LN/IAME/Komet	ADAC Württemberg e.V.	1:07.325	11	A
23	844	Kevin	Wagner	DEU	Valier Motorsport	DEU	Energy/IAME/Komet	MSC-Langenfeld e. V. im ADA	1:07.440	12	B
24	824	Noel	Honguero	DEU	VDB Kart Racing	DEU	Tony Kart/IAME/Komet		1:07.351	12	C
25	876	Cemil	Bayyati	DEU	Dörr Motorsport	DEU	KR/IAME/Komet		1:07.441	13	A
26	882	Colin	Hahn	DEU	Team Hemkemeyer	DEU	Falcon/IAME/		1:07.507	13	B
27	881	Jacob	Trost	DEU	DUTT MOTORSPORT by FENSTER.COM	LUX	Tony Kart/IAME/Komet	ADAC Hessen-Thüringen e.V.	1:07.467	14	C
28	848	Maris	Schulte	DEU	ADAC Weser Ems e.V.	DEU	Tony Kart/IAME/Komet		1:07.555	14	A
29	811	Karl	Schmiederer	DEU	RS-Motorsport	DEU	CRG/IAME/Komet		1:07.511	15	B
30	899	Luke	Neubauer	DEU	AT Motorsport	DEU	OTK/IAME/Komet		1:07.759	15	C
31	845	Jan	Waibel	DEU	VDB Kart Racing	DEU	Tony Kart/IAME/Komet	ADAC Mittelrhein e.V.	1:07.691	16	A
32	821	Manuel	Wagner	DEU	RS-Motorsport	DEU	CRG/IAME/Komet		1:08.005	16	B
33	820	Felix	Maurer	DEU	DUTT MOTORSPORT by FENSTER.com	LUX	Tony Kart/IAME/Komet		1:07.909	17	C
34	980	Benno	Drelok	DEU	Rocco Drelok	DEU	Tony Kart/IAME/Komet		1:08.037	17	A
35	817	Maximilian	Engelstädter	DEU	Dörr Motorsport	DEU	KR/IAME/Komet		1:08.211	18	B
36	888	Louis	Schütze	DEU	RF Racing	DEU	KR/IAME/Komet		1:08.065	18	C
37	898	Hawk Baylaan	White	GBR	AT Motorsport	DEU	Expriit/IAME/Komet		1:08.438	19	A
38	891	Luka	Koullen	NLD	PCH Racing	DEU	LN/IAME/Komet		1:08.361	19	B
39	806	Moritz	Fischer	DEU	DUTT MOTORSP. by FENSTER.COM	LUX	Tony Kart/IAME/Komet	ADAC Pfalz e.V.	1:08.441	20	C
40	890	Leonard	Hocker	DEU	RS-Motorsport	DEU	CRG/IAME/Komet		1:07.586	20	A
41	808	Eric	Wess	DEU	Kartshop Ampfing	DEU	Drago Corse/IAME/Komet		1:08.681	21	B
42	834	Moritz	Schwing	DEU	Team NKS	DEU	DR/IAME/Komet		1:08.386	21	C
43	818	Matthy	Vandebroek	DEU	VDB Kart Racing	DEU	Tony Kart/IAME/Komet		1:08.747	22	A
44	827	Julius	Berthold	DEU	TB Racing Team	DEU	KR/IAME/Komet		1:08.534	22	B
45	815	Moritz	Wolber	DEU	NEES RACING	DEU	Maranello/IAME/Komet	ADAC Südbaden e.V.	1:08.927	23	C

Announcements: These results are provisional until the conclusion of any judicial and technical matters

Race Director Horst Seidel:



Timekeeping M. Riehmers:



Printed: 20.04.2024 11:21

Posted at: h



DKM Round 1

X30 SENIOR

Mülsen

Total Result Qualifying Fast Group / Slow Group


Pos. No.	Firstname	Lastname	Driv.		Entr.		Sponsor	Pos		
			NAT	Entrant	NAT	Make		Best Time	Quali Gr.	Heat Gr.
46	814 Nina	Aptsiauri	GEO	CRG Deutschland	DEU	CRG/IAME/Komet		1:12.962	23	A
47	843 Luis	Simon	DEU	PCH Racing	DEU	LN/IAME/Komet		1:09.351	24	B
48	807 Marlon	Vatter	DEU	AT Motorsport	DEU	Exprit/IAME/Komet		1:08.433	24	C
49	872 Tobias	Burgstahler	DEU	Stern Motorsport	DEU	KR/IAME/Komet	ADAC Württemberg e.V.	1:09.640	25	A

Announcements: These results are provisional until the conclusion of any judicial and technical matters

Race Director Horst Seidel:




Timekeeping M. Riehmers:



Printed: 20.04.2024 11:21

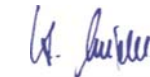
Posted at: h




Heat organization
DKM Round 1
MülSEN
X30 SENIOR Group A

Group	Pos	No.	Firstname	Lastname	Class	Overall BestTm
Group A	1	903	Kevin	Lantinga	X30 SENIOR	1:05.312
Group A	4	809	Luis	Esser	X30 SENIOR	1:06.030
Group A	7	833	Jannik	Remmert	X30 SENIOR	1:06.271
Group A	10	835	Jarno	Wiese	X30 SENIOR	1:06.567
Group A	13	855	Matti	Klasen	X30 SENIOR	1:07.138
Group A	16	823	Jason	Bralic	X30 SENIOR	1:06.973
Group A	19	902	Daniel	Brozovic	X30 SENIOR	1:07.425
Group A	22	895	Phil Colin	Streng	X30 SENIOR	1:07.325
Group A	25	876	Cemil	Bayyati	X30 SENIOR	1:07.441
Group A	28	848	Maris	Schulte	X30 SENIOR	1:07.555
Group A	31	845	Jan	Waibel	X30 SENIOR	1:07.691
Group A	34	980	Benno	Drelok	X30 SENIOR	1:08.037
Group A	37	898	Hawk Baylaan	White	X30 SENIOR	1:08.438
Group A	40	890	Leonard	Hocker	X30 SENIOR	1:07.586
Group A	43	818	Matthy	Vandebroek	X30 SENIOR	1:08.747
Group A	46	814	Nina	Aptsiauri	X30 SENIOR	1:12.962
Group A	49	872	Tobias	Burgstahler	X30 SENIOR	1:09.640

Race Director Horst Seidel:



Timekeeping M. Riehmers:



Printed: 20.04.2024 11:21

Posted at: h



Heat organization
DKM Round 1
MülSEN
X30 SENIOR Group B

Group	Pos	No.	Firstname	Lastname	Class	Overall BestTm
Group B	2	836	Max	Ohsenbrink	X30 SENIOR	1:05.806
Group B	5	810	Daniel	Guinchard	X30 SENIOR	1:06.199
Group B	8	864	Marc	Gerstenkorn	X30 SENIOR	1:06.522
Group B	11	830	Max	Hezel	X30 SENIOR	1:06.871
Group B	14	822	Elia	Weiss	X30 SENIOR	1:05.908
Group B	17	829	Lutz	Ohsenbrink	X30 SENIOR	1:07.422
Group B	20	877	Niklas	Hirsch	X30 SENIOR	1:07.099
Group B	23	844	Kevin	Wagner	X30 SENIOR	1:07.440
Group B	26	882	Colin	Hahn	X30 SENIOR	1:07.507
Group B	29	811	Karl	Schmiederer	X30 SENIOR	1:07.511
Group B	32	821	Manuel	Wagner	X30 SENIOR	1:08.005
Group B	35	817	Maximilian	Engelstädter	X30 SENIOR	1:08.211
Group B	38	891	Luka	Koullen	X30 SENIOR	1:08.361
Group B	41	808	Eric	Wess	X30 SENIOR	1:08.681
Group B	44	827	Julius	Berthold	X30 SENIOR	1:08.534
Group B	47	843	Luis	Simon	X30 SENIOR	1:09.351

Race Director Horst Seidel:



Timekeeping M. Riehmers:



Printed: 20.04.2024 11:21

Posted at: h



Heat organization
DKM Round 1
Mülse
X30 SENIOR Group C

Group	Pos	No.	Firstname	Lastname	Class	Overall BestTm
Group C	3	802	Nando	Weixelbaumer	X30 SENIOR	1:05.787
Group C	6	812	Rocco	Curcio	X30 SENIOR	1:06.271
Group C	9	887	Torben	Gröndahl	X30 SENIOR	1:06.286
Group C	12	884	Davin	Singer	X30 SENIOR	1:06.878
Group C	15	816	Elias	Schorneck	X30 SENIOR	1:07.308
Group C	18	853	Devin Leon	Ucar	X30 SENIOR	1:07.010
Group C	21	885	Carl	Luthardt	X30 SENIOR	1:06.583
Group C	24	824	Noel	Honguero	X30 SENIOR	1:07.351
Group C	27	881	Jacob	Trost	X30 SENIOR	1:07.467
Group C	30	899	Luke	Neubauer	X30 SENIOR	1:07.759
Group C	33	820	Felix	Maurer	X30 SENIOR	1:07.909
Group C	36	888	Louis	Schütze	X30 SENIOR	1:08.065
Group C	39	806	Moritz	Fischer	X30 SENIOR	1:08.441
Group C	42	834	Moritz	Schwing	X30 SENIOR	1:08.386
Group C	45	815	Moritz	Wolber	X30 SENIOR	1:08.927
Group C	48	807	Marlon	Vatter	X30 SENIOR	1:08.433

Race Director Horst Seidel:



Timekeeping M. Riehmers:



Printed: 20.04.2024 11:21

posted at: h



DKM Round 1	Track:	MülSEN
Class: X30 SENIOR	Heat:	Heat 1 B-C
Date/Time: 20.04.2024 12:10	Laps:	10 lap
		Edition 1
	18	
35		36
	17	
33		34
Luis Simon 843 LN/IAME/Komet	16	Marlon Vatter 807 Exprit/IAME/Komet
31		32
Julius Berthold 827 KR/IAME/Komet	15	Moritz Wolber 815 Maranello/IAME/Komet
29		30
Eric Wess 808 Drago Corse/IAME/Ko	14	Moritz Schwing 834 DR/IAME/Komet
27		28
Luka Koullen 891 LN/IAME/Komet	13	Moritz Fischer 806 Tony Kart/IAME/Kom
25		26
Maximilian Engelstädter 817 KR/IAME/Komet	12	Louis Schütze 888 KR/IAME/Komet
23		24
Manuel Wagner 821 CRG/IAME/Komet	11	Felix Maurer 820 Tony Kart/IAME/Kom
21		22
Karl Schmiederer 811 CRG/IAME/Komet	10	Luke Neubauer 899 OTK/IAME/Komet
19		20
Colin Hahn 882 Falcon/IAME/	9	Jacob Trost 881 Tony Kart/IAME/Kom
17		18
Kevin Wagner 844 Energy/IAME/Komet	8	Noel Honguero 824 Tony Kart/IAME/Kom
15		16
Niklas Hirsch 877 Kosmic/IAME/Komet	7	Carl Luthardt 885 KR/IAME/Komet
13		14
Lutz Ohsenbrink 829 Alonso/IAME/Komet	6	Devin Leon Ucar 853 Tony Kart/IAME/Komet
11		12
Elia Weiss 822 Kosmic/IAME/Komet	5	Elias Schorneck 816 Tony Kart/IAME/Kom
9		10
Max Hezel 830 KR/IAME/Komet	4	Davin Singer 884 KR/IAME/Komet
7		8
Marc Gerstenkorn 864 Drago Corse/IAME/Ko	3	Torben Gröndahl 887 KR/IAME/Komet
5		6
Daniel Guinchard 810 Birel Art/IAME/Vega	2	Rocco Curcio 812 Energy/IAME/Komet
3		4
Max Ohsenbrink 836 Alonso/IAME/Komet	1	Nando Weixelbaumer 802 KR/IAME/Komet
1		2

Pole Position

printed 20.04.2024 11:21

DKM Round 1 Track: Mülsen
Class: X30 SENIOR Heat: Heat 2 A-C
Date/Time: 20.04.2024 15:35 Laps: 10 lap Edition 1

	35		18		36
Tobias Burgstahler	872	KR/IAME/Komet	17		34
Nina Aptsiauri	814	CRG/IAME/Komet	16	Marlon Vatter	807
Matthy Vandebroek	818	Tony Kart/IAME/Komet	15	Moritz Wolber	815
Leonard Hocker	890	CRG/IAME/Komet	14	Moritz Schwing	834
Hawk Baylaan White	898	Expri/IAME/Komet	13	Moritz Fischer	806
Benno Drelok	980	Tony Kart/IAME/Komet	12	Louis Schütze	888
Jan Waibel	845	Tony Kart/IAME/Komet	11	Felix Maurer	820
Maris Schulte	848	Tony Kart/IAME/Komet	10	Luke Neubauer	899
Cemil Bayyati	876	KR/IAME/Komet	9	Jacob Trost	881
Phil Colin Streng	895	LN/IAME/Komet	8	Noel Honguero	824
Daniel Brozovic	902	OTK/IAME/Komet	7	Carl Luthardt	885
Jason Bralic	823	Kosmic/IAME/Komet	6	Devin Leon Ucar	853
Matti Klasen	855	Tony Kart/IAME/Komet	5	Elias Schorneck	816
Jarno Wiese	835	OTK/IAME/Komet	4	Davin Singer	884
Jannik Remmert	833	Tony Kart/IAME/Komet	3	Torben Gröndahl	887
Luis Esser	809	OTK/IAME/Komet	2	Rocco Curcio	812
Kevin Lantinga	903	Croc/IAME/Komet	1	Nando Weixelbaumer	802

Pole Position

printed 20.04.2024 11:21

DKM Round 1 Track: Mülsen
Class: X30 SENIOR Heat: Heat 3 A-B
Date/Time: 20.04.2024 18:00 Laps: 10 lap Edition 1

	35		18		36
Tobias Burgstahler	872	KR/IAME/Komet	17		34
Nina Aptsiauri	814	CRG/IAME/Komet	16	Luis Simon	843
Matthy Vandebroek	818	Tony Kart/IAME/Komet	15	Julius Berthold	827
Leonard Hocker	890	CRG/IAME/Komet	14	Eric Wess	808
Hawk Baylaan White	898	Expri/IAME/Komet	13	Luka Koullen	891
Benno Drelok	980	Tony Kart/IAME/Komet	12	Maximilian Engelstädter	817
Jan Waibel	845	Tony Kart/IAME/Komet	11	Manuel Wagner	821
Maris Schulte	848	Tony Kart/IAME/Komet	10	Karl Schmiederer	811
Cemil Bayyati	876	KR/IAME/Komet	9	Colin Hahn	882
Phil Colin Streng	895	LN/IAME/Komet	8	Kevin Wagner	844
Daniel Brozovic	902	OTK/IAME/Komet	7	Niklas Hirsch	877
Jason Bralic	823	Kosmic/IAME/Komet	6	Lutz Ohsenbrink	829
Matti Klasen	855	Tony Kart/IAME/Komet	5	Elia Weiss	822
Jarno Wiese	835	OTK/IAME/Komet	4	Max Hezel	830
Jannik Remmert	833	Tony Kart/IAME/Komet	3	Marc Gerstenkorn	864
Luis Esser	809	OTK/IAME/Komet	2	Daniel Guinchard	810
Kevin Lantinga	903	Croc/IAME/Komet	1	Max Ohsenbrink	836

Pole Position

printed 20.04.2024 11:21

X30 SENIOR

Qualifying Heat B/C

Track length: 1.315 Km

Race Started: 12:14:02

Best Lap by: 887 - Torben Gröndahl - 1:04.286


Rank	#	Driver	Nat	Sponsor Entrant	Nat	License E-License	Make	laps	T. Time Diff	Best Lap	Penalty	Points
1	1	802 Nando Weixelbaumer	AUT	TB Racing Team	DEU	ITEJK2078 KBF38262	KR/IAME/Komet	10	10:58.327	1:04.728		50
2	-1	836 Max Ohsenbrink	DEU	KSL Racing Team	DEU	ITE18670 KBF1304585	Alonso/IAME/Komet	10	11:02.687 4.360	1:04.910		44
3	1	812 Rocco Curcio	DEU	Valier Motorsport	DEU	ITE29607 KBF15727	Energy/IAME/Komet	10	11:03.233 4.906	1:04.975		41
4	10	885 Carl Luthardt	DEU	TB Racing Team	DEU	ITE37029 KBF38262	KR/IAME/Komet	10	11:03.396 5.069	1:04.785		38
5	1	887 Torben Gröndahl	DEU	MSC Groß Dölln e.V. im ADAC CV Performance Group	DEU	ITC-C14120 BIF38321	KR/IAME/Komet	10	11:03.611 5.284	1:04.286	+ 5 sec	36
6	2	884 Davin Singer	DEU	ADAC Südbaden e.V. CV Performance Group	DEU	ITE23384 BIF38321	KR/IAME/Komet	10	11:08.918 10.591	1:05.186		34
7	2	822 Elia Weiss	DEU	DSK e.V. Ja zum Motorsport SIM-ON	DEU	ITG38504 KBF39246	Kosmic/IAME/Komet	10	11:09.780 11.453	1:04.672		32
8	-3	864 Marc Gerstenkorn	CHE	Kartshop Ampfing	DEU	ITF375 BIF25142	Drago Corse/IAME/Komet	10	11:15.115 16.788	1:05.602	+ 5 sec	30
9	4	877 Niklas Hirsch	DEU	MSC-Langenfeld e.V. im ADAC SIM-ON	DEU	ITF39320 KBF39246	Kosmic/IAME/Komet	10	11:16.588 18.261	1:05.572	+ 5 sec	28
10	2	853 Devin Leon Ucar	DEU	ADAC Pfalz e.V. Ebert Motorsport	DEU	ITF40418 KBF38528	Tony Kart /IAME/Komet	10	11:18.810 20.483	1:06.240		27
11	4	844 Kevin Wagner	DEU	MSC-Langenfeld e.V. im ADAC Valier Motorsport	DEU	ITE11828 KBF39300	Energy/IAME/Komet	10	11:18.887 20.560	1:05.728	+ 5 sec	26
12	-2	816 Elias Schorneck	DEU	VDB Kart Racing	DEU	ITE40538 KBF10478	Tony Kart/IAME/Komet	10	11:19.026 20.699	1:05.718	+ 5 sec	25
13	13	806 Moritz Fischer	DEU	ADAC Pfalz e.V. DUTT MOTORSP. by FENSTER.COM	LUX	NKA26409 IBLK867	Tony Kart/IAME/Komet	10	11:21.047 22.720	1:06.342		24
14	-3	829 Lutz Ohsenbrink	DEU	KSL Racing Team	DEU	ITE40759 KBF1304585	Alonso/IAME/Komet	10	11:21.312 22.985	1:06.615	+ 5 sec	23
15	6	821 Manuel Wagner	DEU	RS-Motorsport	DEU	ITE39259 BIF40372	CRG/IAME/Komet	10	11:22.897 24.570	1:06.025	+ 5 sec	22
16	8	888 Louis Schütze	DEU	RF Racing	DEU	ITE17941 KBF41358	KR/IAME/Komet	10	11:24.800 26.473	1:06.200	+ 5 sec	21
17	10	808 Eric Wess	DEU	Kartshop Ampfing	DEU	NKA38485 KBF25142	Drago Corse/IAME/Komet	10	11:25.535 27.208	1:06.675		20
18	1	811 Karl Schmiederer	DEU	RS-Motorsport	DEU	ITE39775 KBF40372	CRG/IAME/Komet	10	11:26.326 27.999	1:06.056	+ 5 sec	19
19	9	834 Moritz Schwing	DEU	Team NKS	DEU	ITE12057 KBF29153	DR/IAME/Komet	10	11:27.490 29.163	1:07.112		18
20	-4	824 Noel Honguero	DEU	VDB Kart Racing	DEU	NKA39248 KBF10478	Tony Kart/IAME/Komet	10	11:30.615 32.288	1:06.632		17
21	4	891 Luka Koullen	NLD	PCH Racing	DEU	NKA50483 BIF39956	LN/IAME/Komet	10	11:31.751 33.424	1:07.367	+ 5 sec	16
22	9	843 Luis Simon	DEU	PCH Racing	DEU	NKA36581 39956	LN/IAME/Komet	10	11:32.085 33.758	1:07.178		15
23	-6	882 Colin Hahn	DEU	Team Hemkemeyer	DEU	NKA25476 KBF42853	Falcon/IAME/	10	11:34.769 36.442	1:06.051	+ 5 sec	14
24	-1	817 Maximilian Engelstädter	DEU	Dörr Motorsport	DEU	NKA40565 BIF38420	KR/IAME/Komet	10	11:38.007 39.680	1:07.448	+ 5 sec	13
25	4	827 Julius Berthold	DEU	TB Racing Team	DEU	ITF38613 KBF38262	KR/IAME/Komet	10	11:38.261 39.934	1:07.392	+ 5 sec	12
26	-6	899 Luke Neubauer	DEU	AT Motorsport	DEU	NKA16390 KBF38996	OTK/IAME/Komet	10	11:39.393 41.066	1:07.332	+ 5 sec	11
27	-9	881 Jacob Trost	DEU	ADAC Hessen-Thüringen e.V. DUTT MOTORSPORT by FENSTER.COM	LUX	NKA41233 IDCK867	Tony Kart/IAME/Komet	7	8:05.715 3 Laps	1:06.811		10
28	-6	820 Felix Maurer	DEU	DUTT MOTORSPORT by FENSTER.com	LUX	NKA41244 IBLK867	Tony Kart/IAME/Komet	6	6:52.363 4 Laps	1:05.871	+ 5 sec	9
29	1	815 Moritz Wolber	DEU	ADAC Südbaden e.V. NEES RACING	DEU	NKA16641 BIF17863	Maranello/IAME/Komet	4	4:42.205 6 Laps	1:07.308	+ 5 sec	8
30	-27	810 Daniel Guinchard	GBR	SFR Motorsport	GBR	ITC-C292117 IBL368379	Birel Art/IAME/Vega	3	3:18.457 7 Laps	1:04.863		7
31	1	807 Marlon Vatter	DEU	AT Motorsport	DEU	ITF38543 KBF38543	Exprit/IAME/Komet	0	8.070 10 Laps		+ 5 sec	6
32	-25	830 Max Hezel	DEU	ADAC Hessen-Thüringen e.V. CV Performance Group	DEU	ITF38265 BIF38321	KR/IAME/Komet	0				5

Announcements

820,807,899,827,817,888,811,891,882,829,816,821,877,844,864,887,815 + 5 sec front fairing

Timekeeper
M.Riehmers

Race Director
H.Seidel



INT. ADAC Kartrennen Mülsen

X30 SENIOR

Arena E Mülsen 1,315 Km

Qualifying Heat B/C

20.04.2024 12:10

Race (10 Laps) started at 12:14:02

Lap	Time of Day	Lap Tm	Diff	S1 Tm	S2 Tm
(802) Nando Weixelbaumer					
1	12:15:11.289	1:08.095	+3.367	49.817	18.278
2	12:16:18.089	1:06.800	+2.072	48.728	18.072
3	12:17:24.753	1:06.664	+1.936	48.595	18.069
4	12:18:30.552	1:05.799	+1.071	47.808	17.991
5	12:19:35.756	1:05.204	+0.476	47.157	18.047
6	12:20:40.689	1:04.933	+0.205	46.908	18.025
7	12:21:46.214	1:05.525	+0.797	47.364	18.161
8	12:22:50.942	1:04.728		46.723	18.005
9	12:23:56.373	1:05.431	+0.703	47.354	18.077
10	12:25:01.207	1:04.834	+0.106	46.732	18.102

(836) Max Ohsenbrink					
1	12:15:11.055	1:08.175	+3.265	48.875	19.300
2	12:16:18.028	1:06.973	+2.063	48.806	18.167
3	12:17:24.308	1:06.280	+1.370	47.952	18.328
4	12:18:30.314	1:06.006	+1.096	47.789	18.217
5	12:19:37.683	1:07.369	+2.459	49.126	18.243
6	12:20:43.857	1:06.174	+1.264	48.042	18.132
7	12:21:48.767	1:04.910		46.810	18.100
8	12:22:53.961	1:05.194	+0.284	47.077	18.117
9	12:24:00.239	1:06.278	+1.368	47.336	18.942
10	12:25:05.567	1:05.328	+0.418	47.015	18.313

(812) Rocco Curcio					
1	12:15:13.312	1:10.125	+5.150	51.164	18.961
2	12:16:19.886	1:06.574	+1.599	48.355	18.219
3	12:17:26.875	1:06.989	+2.014	48.923	18.066
4	12:18:32.770	1:05.895	+0.920	47.872	18.023
5	12:19:38.826	1:06.056	+1.081	48.046	18.010
6	12:20:44.230	1:05.404	+0.429	47.396	18.008
7	12:21:49.755	1:05.525	+0.550	47.389	18.136
8	12:22:54.730	1:04.975		46.888	18.087
9	12:24:00.505	1:05.775	+0.800	47.039	18.736
10	12:25:06.113	1:05.608	+0.633	47.433	18.175

(885) Carl Luthardt					
1	12:15:13.775	1:09.523	+4.738	50.903	18.620
2	12:16:20.416	1:06.641	+1.856	48.330	18.311
3	12:17:27.251	1:06.835	+2.050	48.886	17.949
4	12:18:33.082	1:05.831	+1.046	47.894	17.937
5	12:19:39.578	1:06.496	+1.711	48.381	18.115
6	12:20:45.770	1:06.192	+1.407	48.080	18.112
7	12:21:51.162	1:05.392	+0.607	47.383	18.009
8	12:22:55.947	1:04.785		46.949	17.836
9	12:24:00.935	1:04.988	+0.203	47.055	17.933
10	12:25:06.276	1:05.341	+0.556	47.496	17.845

(887) Torben Gröndahl					
1	12:15:12.378	1:08.929	+4.643	50.316	18.613
2	12:16:19.576	1:07.198	+2.912	48.340	18.858
3	12:17:26.022	1:06.446	+2.160	48.350	18.096
4	12:18:31.321	1:05.299	+1.013	47.322	17.977
5	12:19:37.906	1:06.585	+2.299	48.570	18.015
6	12:20:43.221	1:05.315	+1.029	47.373	17.942
7	12:21:47.949	1:04.728	+0.442	46.840	17.888
8	12:22:52.590	1:04.641	+0.355	46.781	17.860
9	12:23:56.876	1:04.286		46.404	17.882
10	12:25:01.491	1:04.615	+0.329	46.477	18.138

(884) Davin Singer					
1	12:15:14.360	1:10.845	+5.659	51.192	19.653
2	12:16:20.677	1:06.317	+1.131	48.242	18.075
3	12:17:28.331	1:07.654	+2.468	49.564	18.090
4	12:18:35.182	1:06.851	+1.665	48.635	18.216
5	12:19:40.368	1:05.186		47.215	17.971
6	12:20:46.294	1:05.926	+0.740	47.762	18.164
7	12:21:51.845	1:05.551	+0.365	47.453	18.098
8	12:22:59.727	1:07.882	+2.696	49.538	18.344
9	12:24:05.889	1:06.162	+0.976	47.965	18.197
10	12:25:11.798	1:05.909	+0.723	47.860	18.049

Lap	Time of Day	Lap Tm	Diff	S1 Tm	S2 Tm
(822) Elia Weiss					
1	12:15:10.894	1:07.397	+2.725	49.038	18.359
2	12:16:19.811	1:08.917	+4.245	50.348	18.569
3	12:17:33.516	1:13.705	+9.033	55.500	18.205
4	12:18:40.363	1:06.847	+2.175	48.573	18.274
5	12:19:46.818	1:06.455	+1.783	48.016	18.439
6	12:20:52.267	1:05.449	+0.777	47.422	18.027
7	12:21:57.135	1:04.868	+0.196	46.754	18.114
8	12:23:02.512	1:05.377	+0.705	47.284	18.093
9	12:24:07.184	1:04.672		46.612	18.060
10	12:25:12.660	1:05.476	+0.804	47.046	18.430

(864) Marc Gerstenkorn					
1	12:15:12.022	1:08.729	+3.127	50.091	18.638
2	12:16:19.373	1:07.351	+1.749	48.951	18.400
3	12:17:26.567	1:07.194	+1.592	49.063	18.131
4	12:18:32.601	1:06.034	+0.432	47.898	18.136
5	12:19:39.797	1:07.196	+1.594	48.874	18.322
6	12:20:47.179	1:07.382	+1.780	49.272	18.110
7	12:21:52.781	1:05.602		47.592	18.010
8	12:22:59.633	1:06.852	+1.250	48.722	18.130
9	12:24:06.244	1:06.611	+1.009	48.288	18.323
10	12:25:12.995	1:06.751	+1.149	48.147	18.604

(877) Niklas Hirsch					
1	12:15:12.703	1:08.830	+3.258	50.125	18.705
2	12:16:20.119	1:07.416	+1.844	49.147	18.269
3	12:17:28.850	1:08.731	+3.159	50.504	18.227
4	12:18:36.763	1:07.913	+2.341	49.656	18.257
5	12:19:42.335	1:05.572		47.347	18.225
6	12:20:50.207	1:07.872	+2.300	49.211	18.661
7	12:21:56.319	1:06.112	+0.540	47.926	18.186
8	12:23:03.205	1:06.886	+1.314	48.572	18.314
9	12:24:08.861	1:05.656	+0.084	47.331	18.325
10	12:25:14.468	1:05.607	+0.035	47.278	18.329


(853) Devin Leon Ucar					
1	12:15:14.550	1:10.394	+4.154	51.153	19.241
2	12:16:21.537	1:06.987	+0.747	48.741	18.246
3	12:17:29.281	1:07.744	+1.504	49.438	18.306
4	12:18:37.525	1:08.244	+2.004	49.643	18.601
5	12:19:46.522	1:08.997	+2.757	50.428	18.569
6	12:20:53.467	1:06.945	+0.705	48.677	18.268
7	12:21:59.707	1:06.240		47.821	18.419
8	12:23:06.629	1:06.922	+0.682	48.508	18.414
9	12:24:14.036	1:07.407	+1.167	49.086	18.321
10	12:25:21.690	1:07.654	+1.414	49.190	18.464

(844) Kevin Wagner					
1	12:15:18.094	1:13.980	+8.252	50.699	23.281
2	12:16:25.587	1:07.493	+1.765	48.859	18.634
3	12:17:31.315	1:05.728		47.440	18.288
4	12:18:37.757	1:06.442	+0.714	47.920	18.522
5	12:19:45.115	1:07.358	+1.630	49.006	18.352
6	12:20:51.091	1:05.976	+0.248	47.345	18.631
7	12:21:57.839	1:06.748	+1.020	48.051	18.697
8	12:23:04.863	1:07.024	+1.296	47.859	19.165
9	12:24:11.938	1:06.075	+0.347	47.647	18.428
10	12:25:16.767	1:05.829	+0.101	47.280	18.549

(816) Elias Schorneck					
1	12:15:15.291	1:11.092	+5.374	51.885	19.207
2	12:16:21.733	1:06.442	+0.724	48.179	18.263
3	12:17:29.511	1:07.778	+2.060	49.490	18.288
4	12:18:37.869	1:08.358	+2.640	49.980	18.378
5	12:19:44.449	1:06.580	+0.862	48.260	18.320
6	12:20:50.570	1:06.121	+0.403	47.478	18.643
7	12:21:56.548	1:05.978	+0.260	47.855	18.123
8	12:23:05.196	1:08.648	+2.930	49.026	19.622
9	12:24:11.188	1:05.992	+0.274	47.931	18.061
10	12:25:16.906	1:05.718		47.692	18.026

(806) Moritz Fischer					
-----------------------------	--	--	--	--	--

Orbits



INT. ADAC Kartrennen Mülsen

X30 SENIOR

Arena E Mülsen 1,315 Km

Qualifying Heat B/C

20.04.2024 12:10

Race (10 Laps) started at 12:14:02

Lap	Time of Day	Lap Tm	Diff	S1 Tm	S2 Tm
1	12:15:19.978	1:08.908	+2.566	50.192	18.716
2	12:16:27.618	1:07.640	+1.298	49.136	18.504
3	12:17:35.951	1:08.333	+1.991	49.926	18.407
4	12:18:42.828	1:06.877	+0.535	48.279	18.598
5	12:19:49.570	1:06.742	+0.400	48.101	18.641
6	12:20:56.658	1:07.088	+0.746	48.420	18.668
7	12:22:03.536	1:06.878	+0.536	48.270	18.608
8	12:23:09.878	1:06.342		47.767	18.575
9	12:24:16.506	1:06.628	+0.286	48.119	18.509
10	12:25:23.927	1:07.421	+1.079	48.511	18.910

Lap	Time of Day	Lap Tm	Diff	S1 Tm	S2 Tm
2	12:16:29.578	1:09.725	+2.613	50.418	19.307
3	12:17:37.996	1:08.418	+1.306	49.727	18.691
4	12:18:46.433	1:08.437	+1.325	49.553	18.884
5	12:19:53.545	1:07.112		48.605	18.507
6	12:21:00.838	1:07.293	+0.181	48.849	18.444
7	12:22:08.005	1:07.167	+0.055	48.719	18.448
8	12:23:15.379	1:07.374	+0.262	48.826	18.548
9	12:24:22.873	1:07.494	+0.382	48.933	18.561
10	12:25:30.370	1:07.497	+0.385	48.907	18.590

(829) Lutz Ohsenbrink

1	12:15:12.142	1:08.376	+1.761	49.828	18.548
2	12:16:19.213	1:07.071	+0.456	48.306	18.765
3	12:17:28.107	1:08.894	+2.279	50.525	18.369
4	12:18:35.051	1:06.944	+0.329	48.327	18.617
5	12:19:41.917	1:06.866	+0.251	48.203	18.663
6	12:20:50.704	1:08.787	+2.172	49.980	18.807
7	12:21:58.078	1:07.374	+0.759	48.842	18.532
8	12:23:05.133	1:07.055	+0.440	48.411	18.644
9	12:24:12.577	1:07.444	+0.829	49.005	18.439
10	12:25:19.192	1:06.615		47.986	18.629

(824) Noel Honguero

1	12:15:21.204	1:15.397	+8.765	56.415	18.982
2	12:16:30.138	1:08.934	+2.302	50.268	18.666
3	12:17:39.330	1:09.192	+2.560	50.519	18.673
4	12:18:48.531	1:09.201	+2.569	50.787	18.414
5	12:19:55.558	1:07.027	+0.395	48.747	18.280
6	12:21:03.418	1:07.860	+1.288	49.153	18.707
7	12:22:10.682	1:07.264	+0.632	48.863	18.401
8	12:23:17.947	1:07.265	+0.633	48.943	18.322
9	12:24:26.863	1:08.916	+2.284	50.620	18.296
10	12:25:33.495	1:06.632		48.355	18.277

(821) Manuel Wagner

1	12:15:16.997	1:12.484	+6.459	53.344	19.140
2	12:16:25.888	1:08.891	+2.866	49.713	19.178
3	12:17:33.281	1:07.393	+1.368	48.690	18.703
4	12:18:40.158	1:06.877	+0.852	48.472	18.405
5	12:19:47.828	1:07.670	+1.645	48.648	19.022
6	12:20:54.421	1:06.593	+0.568	48.170	18.423
7	12:22:00.883	1:06.462	+0.437	48.173	18.289
8	12:23:07.744	1:06.861	+0.836	48.305	18.556
9	12:24:13.769	1:06.025		47.707	18.318
10	12:25:20.777	1:07.008	+0.983	48.632	18.376

(891) Luka Koullen

1	12:15:17.914	1:13.065	+5.698	54.014	19.051
2	12:16:26.614	1:08.700	+1.333	49.981	18.719
3	12:17:35.247	1:08.633	+1.266	49.926	18.707
4	12:18:43.920	1:08.673	+1.306	50.103	18.570
5	12:19:51.833	1:07.913	+0.546	48.880	19.033
6	12:20:59.317	1:07.484	+0.117	48.858	18.626
7	12:22:06.878	1:07.561	+0.194	49.110	18.451
8	12:23:14.850	1:07.972	+0.605	49.482	18.490
9	12:24:22.264	1:07.414	+0.047	48.775	18.639
10	12:25:29.631	1:07.367		48.780	18.587

(888) Louis Schütze

1	12:15:18.623	1:13.283	+7.083	54.567	18.716
2	12:16:26.752	1:08.129	+1.929	49.482	18.647
3	12:17:34.013	1:07.261	+1.061	48.902	18.359
4	12:18:41.397	1:07.384	+1.184	48.771	18.613
5	12:19:48.232	1:06.835	+0.635	48.093	18.742
6	12:20:55.681	1:07.449	+1.249	49.092	18.357
7	12:22:02.735	1:07.054	+0.854	48.753	18.301
8	12:23:09.055	1:06.320	+0.120	48.031	18.289
9	12:24:15.255	1:06.200		48.065	18.135
10	12:25:22.680	1:07.425	+1.225	49.107	18.318

(843) Luis Simon

1	12:15:19.072	1:13.610	+6.432	54.749	18.861
2	12:16:29.628	1:10.556	+3.378	50.888	19.668
3	12:17:37.683	1:08.055	+0.877	49.214	18.841
4	12:18:46.760	1:09.077	+1.899	50.321	18.756
5	12:19:54.561	1:07.801	+0.623	48.995	18.806
6	12:21:03.088	1:08.527	+1.349	49.726	18.801
7	12:22:12.506	1:09.418	+2.240	50.696	18.722
8	12:23:19.684	1:07.478		48.611	18.567
9	12:24:27.426	1:07.742	+0.564	49.230	18.512
10	12:25:34.965	1:07.539	+0.361	48.875	18.664

(808) Eric Wess

1	12:15:18.547	1:13.484	+6.809	54.461	19.023
2	12:16:27.083	1:08.536	+1.861	49.942	18.594
3	12:17:36.102	1:09.019	+2.344	50.287	18.732
4	12:18:44.276	1:08.174	+1.499	49.730	18.444
5	12:19:52.126	1:07.850	+1.175	48.680	19.170
6	12:20:59.695	1:07.569	+0.894	49.089	18.480
7	12:22:07.145	1:07.450	+0.775	49.049	18.401
8	12:23:14.658	1:07.513	+0.838	48.862	18.651
9	12:24:21.333	1:06.675		47.957	18.718
10	12:25:28.415	1:07.082	+0.407	48.545	18.537

(882) Colin Hahn

1	12:15:17.183	1:12.822	+6.771	52.589	20.233
2	12:16:24.541	1:07.358	+1.307	48.740	18.618
3	12:17:33.010	1:08.469	+2.418	49.447	19.022
4	12:18:41.458	1:08.448	+2.397	49.580	18.868
5	12:19:49.309	1:07.851	+1.800	49.021	18.830
6	12:20:56.163	1:06.854	+0.803	48.302	18.552
7	12:22:04.746	1:08.583	+2.532	50.262	18.321
8	12:23:18.467	1:13.721	+7.670	55.353	18.368
9	12:24:26.598	1:08.131	+2.080	49.656	18.475
10	12:25:32.649	1:06.051		47.757	18.294

(811) Karl Schmiederer

1	12:15:16.826	1:12.385	+6.329	53.081	19.304
2	12:16:24.253	1:07.427	+1.371	48.703	18.724
3	12:17:30.999	1:06.746	+0.690	48.280	18.466
4	12:18:38.344	1:07.345	+1.289	48.971	18.374
5	12:19:47.897	1:09.553	+3.497	49.793	19.760
6	12:20:55.088	1:07.191	+1.135	48.811	18.380
7	12:22:02.130	1:07.042	+0.986	48.682	18.360
8	12:23:08.754	1:06.624	+0.568	48.288	18.336
9	12:24:14.810	1:06.056		47.948	18.108
10	12:25:24.206	1:09.396	+3.340	50.098	19.298

(817) Maximilian Engelstädter

1	12:15:19.578	1:14.773	+7.325	55.695	19.078
2	12:16:29.736	1:10.158	+2.710	49.969	20.189
3	12:17:41.179	1:11.443	+3.995	52.429	19.014
4	12:18:50.123	1:08.944	+1.496	50.096	18.848
5	12:19:57.643	1:07.520	+0.072	48.763	18.757
6	12:21:05.547	1:07.904	+0.456	49.196	18.708
7	12:22:12.995	1:07.448		48.698	18.750
8	12:23:20.451	1:07.456	+0.008	48.779	18.677
9	12:24:28.093	1:07.642	+0.194	49.003	18.639
10	12:25:35.887	1:07.794	+0.346	49.041	18.753


(834) Moritz Schwing

1	12:15:19.853	1:14.210	+7.098	55.126	19.084
---	--------------	----------	--------	--------	--------

(827) Julius Berthold

1	12:15:20.678	1:15.543	+8.151	56.650	18.893
2	12:16:31.109	1:10.431	+3.039	51.712	18.719

Orbits



INT. ADAC Kartrennen Mülsen

X30 SENIOR

Arena E Mülsen 1,315 Km

Qualifying Heat B/C

20.04.2024 12:10

Race (10 Laps) started at 12:14:02

Lap	Time of Day	Lap Tm	Diff	S1 Tm	S2 Tm	Lap	Time of Day	Lap Tm	Diff	S1 Tm	S2 Tm
3	12:17:40.251	1:09.142	+1.750	50.327	18.815						
4	12:18:49.334	1:09.083	+1.691	50.479	18.604						
5	12:19:56.818	1:07.484	+0.092	48.930	18.554						
6	12:21:04.459	1:07.641	+0.249	49.226	18.415						
7	12:22:13.409	1:08.950	+1.558	50.437	18.513						
8	12:23:20.994	1:07.585	+0.193	49.084	18.501						
9	12:24:28.749	1:07.755	+0.363	49.310	18.445						
10	12:25:36.141	1:07.392		48.733	18.659						

(899) Luke Neubauer

1	12:15:20.969	1:16.506	+9.174	57.580	18.926
2	12:16:29.917	1:08.948	+1.616	50.228	18.720
3	12:17:38.824	1:08.907	+1.575	50.318	18.589
4	12:18:51.280	1:12.456	+5.124	53.614	18.842
5	12:19:58.612	1:07.332		48.802	18.530
6	12:21:06.173	1:07.561	+0.229	48.586	18.975
7	12:22:13.783	1:07.610	+0.278	48.989	18.621
8	12:23:21.528	1:07.745	+0.413	49.404	18.341
9	12:24:29.040	1:07.512	+0.180	49.157	18.355
10	12:25:37.273	1:08.233	+0.901	49.773	18.460

(881) Jacob Trost

1	12:15:21.532	1:16.751	+9.940	57.808	18.943
2	12:16:30.985	1:09.453	+2.642	50.577	18.876
3	12:17:39.429	1:08.444	+1.633	49.553	18.891
4	12:18:47.485	1:08.056	+1.245	49.241	18.815
5	12:19:54.296	1:06.811		47.865	18.946
6	12:21:01.758	1:07.462	+0.651	48.804	18.658
7	12:22:08.595	1:06.837	+0.026	48.281	18.556

(820) Felix Maurer

1	12:15:16.007	1:10.873	+5.002	51.479	19.394
2	12:16:22.301	1:06.294	+0.423	48.127	18.167
3	12:17:29.861	1:07.560	+1.689	49.258	18.302
4	12:18:37.193	1:07.332	+1.461	48.967	18.365
5	12:19:43.064	1:05.871		47.635	18.236
6	12:20:50.243	1:07.179	+1.308	48.339	18.840

(815) Moritz Wolber

1	12:15:17.527	1:11.875	+4.567	53.477	18.398
2	12:16:24.908	1:07.381	+0.073	48.839	18.542
3	12:17:32.777	1:07.869	+0.561	48.744	19.125
4	12:18:40.085	1:07.308		48.455	18.853

(810) Daniel Guinchart

1	12:15:10.757	1:07.799	+2.936	49.174	18.625
2	12:16:16.474	1:05.717	+0.854	47.572	18.145
3	12:17:21.337	1:04.863		46.712	18.151



INT. ADAC Kartrennen Mülsen

Lapchart

X30 SENIOR

Arena E Mülsen 1,315 Km

Qualifying Heat B/C

20.04.2024 12:10

Race (10 Laps) started at 12:14:02

Competitors	Laps											
	0	1	2	3	4	5	6	7	8	9	10	
Max Ohsenbrink (836)	1	836	810	810	810	836	802	802	802	802	802	802
Daniel Guinchart (810)	2	810	822	836	836	802	836	887	887	887	887	887
Rocco Curcio (812)	3	812	836	802	802	887	887	836	836	836	836	836
Nando Weixelbaumer (802)	4	802	802	829	887	864	812	812	812	812	812	812
Marc Gerstenkorn (864)	5	864	864	864	864	812	885	885	885	885	885	885
Torben Gröndahl (887)	6	887	829	887	812	885	864	884	884	864	884	884
Elia Weiss (822)	7	822	887	822	885	829	884	864	864	884	864	822
Davin Singer (884)	8	884	877	812	829	884	829	877	877	822	822	864
Lutz Ohsenbrink (829)	9	829	812	877	884	877	877	820	816	877	877	877
Niklas Hirsch (877)	10	877	885	885	877	820	820	816	822	844	844	844
Kevin Wagner (844)	11	844	884	884	853	853	816	829	844	829	816	816
Devin Leon Ucar (853)	12	853	853	853	816	844	844	844	829	816	829	829
Elias Schorneck (816)	13	816	816	816	820	816	853	822	853	853	821	821
Carl Luthardt (885)	14	885	820	820	811	811	822	853	821	821	853	853
Colin Hahn (882)	15	882	811	811	844	815	821	821	811	811	811	888
Karl Schmiederer (811)	16	811	821	882	815	821	811	811	888	888	888	806
Luke Neubauer (899)	17	899	882	815	882	822	888	888	806	806	806	811
Manuel Wagner (821)	18	821	815	844	821	888	882	882	882	808	808	808
Jacob Trost (881)	19	881	891	821	822	882	806	806	891	891	891	891
Maximilian Engelstädter (817)	20	817	844	891	888	806	891	891	808	834	834	834
Luka Koullen (891)	21	891	808	888	891	891	808	808	834	824	882	882
Eric Wess (808)	22	808	888	808	806	808	834	834	881	882	824	824
Felix Maurer (820)	23	820	843	806	808	834	881	881	824	843	843	843
Julius Berthold (827)	24	827	817	834	843	843	843	843	843	817	817	817
Louis Schütze (888)	25	888	834	843	834	881	824	824	817	827	827	827
Luis Simon (843)	26	843	806	817	899	824	827	827	827	899	899	899
Moritz Schwing (834)	27	834	827	899	824	827	817	817	899			
Moritz Wolber (815)	28	815	899	824	881	817	899	899				
Noel Honguero (824)	29	824	824	881	827	899						
Marlon Vatter (807)	30	807	881	827	817							
Moritz Fischer (806)	31	806										
-	32											



X30 SENIOR

Qualifying Heat B/C Revision 2

Track length: 1.315 Km
Race Started: 12:14:02
Best Lap by: 887 - Torben Gröndahl - 1:04.286

Rank	#	Driver	Nat	Sponsor Entrant	Nat	License E-License	Make	laps	T. Time Diff	Best Lap	Penalty	Points
1	1	802 Nando Weixelbaumer	AUT	TB Racing Team	DEU	ITEJK2078 KBF38262	KR/IAME/Komet	10	10:58.327	1:04.728		50
2	-1	836 Max Ohsenbrink	DEU	KSL Racing Team	DEU	ITE18670 KBF1304585	Alonso/IAME/Komet	10	11:02.687 4.360	1:04.910		44
3	1	812 Rocco Curcio	DEU	Valier Motorsport	DEU	ITE29607 KBF15727	Energy/IAME/Komet	10	11:03.233 4.906	1:04.975		41
4	10	885 Carl Luthardt	DEU	TB Racing Team	DEU	ITE37029 KBF38262	KR/IAME/Komet	10	11:03.396 5.069	1:04.785		38
5	1	887 Torben Gröndahl	DEU	MSC Groß Dölln e.V. im ADAC CV Performance Group	DEU	ITC-C14120 BIF38321	KR/IAME/Komet	10	11:03.611 5.284	1:04.286	+ 5 sec	36
6	2	884 Davin Singer	DEU	ADAC Südbaden e.V. CV Performance Group	DEU	ITE23384 BIF38321	KR/IAME/Komet	10	11:08.918 10.591	1:05.186		34
7	2	822 Elia Weiss	DEU	DSK e.V. Ja zum Motorsport SIM-ON	DEU	ITG38504 KBF39246	Kosmic/IAME/Komet	10	11:09.780 11.453	1:04.672		32
8	-3	864 Marc Gerstenkorn	CHE	Kartshop Ampfing	DEU	ITF375 BIF25142	Drago Corse/IAME/Komet	10	11:15.115 16.788	1:05.602	+ 5 sec	30
9	4	877 Niklas Hirsch	DEU	MSC-Langenfeld e.V. im ADAC SIM-ON	DEU	ITF39320 KBF39246	Kosmic/IAME/Komet	10	11:16.588 18.261	1:05.572	+ 5 sec	28
10	2	853 Devin Leon Ucar	DEU	ADAC Pfalz e.V. Ebert Motorsport	DEU	ITF40418 KBF38528	Tony Kart /IAME/Komet	10	11:18.810 20.483	1:06.240		27
11	4	844 Kevin Wagner	DEU	MSC-Langenfeld e.V. im ADAC Valier Motorsport	DEU	ITE11828 KBF39300	Energy/IAME/Komet	10	11:18.887 20.560	1:05.728	+ 5 sec	26
12	-2	816 Elias Schorneck	DEU	VDB Kart Racing	DEU	ITE40538 KBF10478	Tony Kart/IAME/Komet	10	11:19.026 20.699	1:05.718	+ 5 sec	25
13	13	806 Moritz Fischer	DEU	ADAC Pfalz e.V. DUTT MOTORSP. by FENSTER.COM	LUX	NKA26409 IBLK867	Tony Kart/IAME/Komet	10	11:21.047 22.720	1:06.342		24
14	-3	829 Lutz Ohsenbrink	DEU	KSL Racing Team	DEU	ITE40759 KBF1304585	Alonso/IAME/Komet	10	11:21.312 22.985	1:06.615	+ 5 sec	23
15	6	821 Manuel Wagner	DEU	RS-Motorsport	DEU	ITE39259 BIF40372	CRG/IAME/Komet	10	11:22.897 24.570	1:06.025	+ 5 sec	22
16	8	888 Louis Schütze	DEU	RF Racing	DEU	ITE17941 KBF41358	KR/IAME/Komet	10	11:24.800 26.473	1:06.200	+ 5 sec	21
17	10	808 Eric Wess	DEU	Kartshop Ampfing	DEU	NKA38485 KBF25142	Drago Corse/IAME/Komet	10	11:25.535 27.208	1:06.675		20
18	1	811 Karl Schmiederer	DEU	RS-Motorsport	DEU	ITE39775 KBF40372	CRG/IAME/Komet	10	11:26.326 27.999	1:06.056	+ 5 sec	19
19	9	834 Moritz Schwing	DEU	Team NKS	DEU	ITE12057 KBF29153	DR/IAME/Komet	10	11:27.490 29.163	1:07.112		18
20	-4	824 Noel Honguero	DEU	VDB Kart Racing	DEU	NKA39248 KBF10478	Tony Kart/IAME/Komet	10	11:30.615 32.288	1:06.632		17
21	4	891 Luka Koullen	NLD	PCH Racing	DEU	NKA50483 BIF39956	LN/IAME/Komet	10	11:31.751 33.424	1:07.367	+ 5 sec	16
22	9	843 Luis Simon	DEU	PCH Racing	DEU	NKA36581 39956	LN/IAME/Komet	10	11:32.085 33.758	1:07.178		15
23	-6	882 Colin Hahn	DEU	Team Hemkemeyer	DEU	NKA25476 KBF42853	Falcon/IAME/	10	11:34.769 36.442	1:06.051	+ 5 sec	14
24	-1	817 Maximilian Engelstädter	DEU	Dörr Motorsport	DEU	NKA40565 BIF38420	KR/IAME/Komet	10	11:38.007 39.680	1:07.448	+ 5 sec	13
25	4	827 Julius Berthold	DEU	TB Racing Team	DEU	ITF38613 KBF38262	KR/IAME/Komet	10	11:38.261 39.934	1:07.392	+ 5 sec	12
26	-6	899 Luke Neubauer	DEU	AT Motorsport	DEU	NKA16390 KBF38996	OTK/IAME/Komet	10	11:39.393 41.066	1:07.332	+ 5 sec	11
27	-9	881 Jacob Trost	DEU	ADAC Hessen-Thüringen e.V. DUTT MOTORSPORT by FENSTER.COM	LUX	NKA41233 IDCK867	Tony Kart/IAME/Komet	7	8:05.715 3 Laps	1:06.811		10
28	-6	820 Felix Maurer	DEU	DUTT MOTORSPORT by FENSTER.com	LUX	NKA41244 IBLK867	Tony Kart/IAME/Komet	6	6:52.363 4 Laps	1:05.871	+ 5 sec	9
29	1	815 Moritz Wolber	DEU	ADAC Südbaden e.V. NEES RACING	DEU	NKA16641 BIF17863	Maranello/IAME/Komet	4	4:42.205 6 Laps	1:07.308	+ 5 sec	8
30	2	807 Marlon Vatter	DEU	AT Motorsport	DEU	ITF38543 KBF38543	Exprit/IAME/Komet	0	8.070 10 Laps		+ 5 sec	7
31	-24	830 Max Hezel	DEU	ADAC Hessen-Thüringen e.V. CV Performance Group	DEU	ITF38265 BIF38321	KR/IAME/Komet	0				6

Not classified

DSQ	810	Daniel Guinchard	GBR	SFR Motorsport	GBR	ITC-C292117 IBL368379	Birel Art/IAME/Vega	3	DSQ	1:04.863		0
-----	-----	------------------	-----	----------------	-----	--------------------------	---------------------	---	-----	----------	--	---

Announcements

820,807,899,827,817,888,811,891,882,829,816,821,877,844,864,887,815 + 5 sec front fairing
810 DQ Steward

X30 SENIOR

Qualifying Heat A/C

Track length: 1.315 Km
Race Started: 15:40:33
Best Lap by: 823 - Jason Bralic - 54,664


Rank	#	Driver	Nat	Sponsor Entrant	Nat	License E-License	Make	laps	T. Time Diff	Best Lap	Penalty	Points
1	0	903 Kevin Lantinga	NLD	J.K. Lantinga	NLD	ITE42585 IEL30038	Croc/IAME/Komet	10	9:20.746	54.913		50
2	4	887 Torben Gröndahl	DEU	MSC Groß Dölln e.V. im ADAC CV Performance Group	DEU	ITC-C14120 BIF38321	KR/IAME/Komet	10	9:23.003 2.257	54.789		44
3	8	823 Jason Bralic	NLD	SIM-ON	DEU	ITG46957 KBF39246	Kosmic/IAME/Komet	10	9:23.272 2.526	54.664		41
4	4	884 Davin Singer	DEU	ADAC Südbaden e.V. CV Performance Group	DEU	ITE 23384 BIF38321	KR/IAME/Komet	10	9:23.847 3.101	54.983		38
5	0	833 Jannik Remmert	DEU	VDB Kart Racing	DEU	ITE19994 KBF10478	Tony Kart/IAME/Komet	10	9:23.981 3.235	55.106		36
6	7	902 Daniel Brozovic	DEU	TR Motorsport	DEU	ITE 42036 KBF23400	OTK/IAME/Komet	10	9:25.092 4.346	54.840		34
7	-3	812 Rocco Curcio	DEU	Valier Motorsport	DEU	ITE29607 KBF15727	Energy/IAME/Komet	10	9:28.168 7.422	55.201	+ 3 sec	32
8	9	876 Cemil Bayyati	DEU	Dörr Motorsport	DEU	ITG15366 BIF38420	KR/IAME/Komet	10	9:29.458 8.712	54.985		30
9	-6	809 Luis Esser	DEU	RMW Motorsport	DEU	ITE 11661 KBF39010	OTK/IAME/Komet	10	9:29.886 9.140	55.476		28
10	-3	835 Jarno Wiese	DEU	VDB Kart Racing	DEU	ITE 40767 KBF10478	OTK/IAME/Komet	10	9:32.563 11.817	55.047		27
11	3	885 Carl Luthardt	DEU	TB Racing Team	DEU	ITE 37029 KBF38262	KR/IAME/Komet	10	9:32.779 12.033	54.922	+ 5 sec	26
12	0	853 Devin Leon Ucar	DEU	ADAC Pfalz e.V. Ebert Motorsport	DEU	ITF40418 KBF38528	Tony Kart /IAME/Komet	10	9:33.257 12.511	55.647		25
13	2	895 Phil Colin Streng	DEU	ADAC Württemberg e.V. Ebert Motorsport	DEU	ITE42785 EL38528	LN/IAME/Komet	10	9:33.397 12.651	55.249		24
14	-4	816 Elias Schorneck	DEU	VDB Kart Racing	DEU	ITE40538 KBF10478	Tony Kart/IAME/Komet	10	9:33.911 13.165	55.297	+ 3 sec	23
15	-6	855 Matti Klasen	DEU	DSK e.V. Ja zum Motorsport RMW Motorsport	DEU	ITE13782 BIC39010	Tony Kart/IAME/Komet	10	9:34.842 14.096	55.368		22
16	7	980 Benno Drelok	DEU	Rocco Drelok	DEU	NKA10580 BEK1204567	Tony Kart/IAME/Komet	10	9:37.582 16.836	55.527		21
17	5	820 Felix Maurer	DEU	DUTT MOTORSPORT by FENSTER.com	LUX	NKA41244 IBLK867	Tony Kart/IAME/Komet	10	9:37.681 16.935	55.327		20
18	8	806 Moritz Fischer	DEU	ADAC Pfalz e.V. DUTT MOTORSP. by FENSTER.COM	LUX	NKA26409 IBLK867	Tony Kart/IAME/Komet	10	9:37.993 17.247	55.139		19
19	2	845 Jan Waibel	DEU	ADAC Mittelrhein e.V. VDB Kart Racing	DEU	NKA12495 KBF10478	Tony Kart/IAME/Komet	10	9:38.671 17.925	55.835		18
20	-1	848 Maris Schulte	DEU	ADAC Weser Ems e.V.	DEU	ITE39178 BIC38765	Tony Kart/IAME/Komet	10	9:38.845 18.099	55.150		17
21	-19	802 Nando Weixelbaumer	AUT	TB Racing Team	DEU	ITEJK2078 KBF38262	KR/IAME/Komet	10	9:40.307 19.561	55.333	+ 5 sec	16
22	7	818 Matthy Vandebroek	DEU	VDB Kart Racing	DEU	ITE 11491 KBF10478	Tony Kart/IAME/Komet	10	9:41.973 21.227	55.605		15
23	2	898 Hawk Baylaan White	GBR	AT Motorsport	DEU	ITE40903 BIC38996	Exprit/IAME/Komet	10	9:42.338 21.592	55.582	+ 5 sec	14
24	-4	899 Luke Neubauer	DEU	AT Motorsport	DEU	NKA16390 KBF38996	OTK/IAME/Komet	10	9:42.887 22.141	56.011		13
25	3	834 Moritz Schwing	DEU	Team NKS	DEU	ITE 12057 KBF29153	DR/IAME/Komet	10	9:43.207 22.461	55.912		12
26	4	815 Moritz Wolber	DEU	ADAC Südbaden e.V. NEES RACING	DEU	NKA16641 BIF17863	Maranello/IAME/Komet	10	9:45.365 24.619	55.165	+ 5 sec	11
27	5	807 Marlon Vatter	DEU	AT Motorsport	DEU	ITF38543 KBF38543	Exprit/IAME/Komet	10	9:45.873 25.127	55.448	+ 5 sec	10
28	-12	824 Noel Honguero	DEU	VDB Kart Racing	DEU	NKA39248 KBF10478	Tony Kart/IAME/Komet	10	9:46.873 26.127	56.274	+ 5 sec	9
29	-5	888 Louis Schütze	DEU	RF Racing	DEU	ITE 17941 KBF41358	KR/IAME/Komet	10	9:48.242 27.496	56.229	+ 5 sec	8
30	-12	881 Jacob Trost	DEU	ADAC Hessen-Thüringen e.V. DUTT MOTORSPORT by FENSTER.COM	LUX	NKA41233 IDCK867	Tony Kart/IAME/Komet	10	9:49.675 28.299	56.024	+ 5 sec	7
31	0	814 Nina Aptsiauri	GEO	CRG Deutschland	DEU	ITF230054 KBF18122	CRG/IAME/Komet	9	9:23.104 1 Lap	59.754		6
32	1	872 Tobias Burgstahler	DEU	ADAC Württemberg e.V. Stern Motorsport	DEU	NKA38364 KBF38195	KR/IAME/Komet	7	7:03.306 3 Laps	57.887		5
33	-6	890 Leonard Hocker	DEU	RS-Motorsport	DEU	NKA22440 KBF40372	CRG/IAME/Komet	0				4

Announcements

- # 802 + 5 sec leaving the track
- # 812,816 + 3 sec corridor
- # 881,888,824,815,807,898,885 + 5 sec front fairing

Timekeeper
M.Riehmers

Race Director
H.Seidel



INT. ADAC Kartrennen Mülsen

X30 SENIOR

Arena E Mülsen 1,315 Km

Qualifying Heat A/C

20.04.2024 15:35

Race (10 Laps) started at 15:40:33

Lap	Time of Day	Lap Tm	Diff	S1 Tm	S2 Tm
(903) Kevin Lantinga					
1	15:41:31.380	57.880	+2.967	42.071	15.809
2	15:42:27.919	56.539	+1.626	40.852	15.687
3	15:43:23.877	55.958	+1.045	40.357	15.601
4	15:44:20.156	56.279	+1.366	40.555	15.724
5	15:45:16.173	56.017	+1.104	40.335	15.682
6	15:46:12.069	55.896	+0.983	40.221	15.675
7	15:47:07.843	55.774	+0.861	40.230	15.544
8	15:48:02.756	54.913		39.437	15.476
9	15:48:58.321	55.565	+0.652	40.032	15.533
10	15:49:54.246	55.925	+1.012	40.146	15.779

(887) Torben Gröndahl					
1	15:41:33.575	59.831	+5.042	43.743	16.088
2	15:42:30.830	57.255	+2.466	41.501	15.754
3	15:43:27.946	57.116	+2.327	41.535	15.581
4	15:44:24.252	56.306	+1.517	40.770	15.536
5	15:45:20.270	56.018	+1.229	40.472	15.546
6	15:46:15.707	55.437	+0.648	40.049	15.388
7	15:47:11.012	55.305	+0.516	39.951	15.354
8	15:48:05.972	54.960	+0.171	39.671	15.289
9	15:49:01.714	55.742	+0.953	40.241	15.501
10	15:49:56.503	54.789		39.376	15.413

(823) Jason Bralic					
1	15:41:36.005	1:01.939	+7.275	46.161	15.778
2	15:42:33.486	57.481	+2.817	41.896	15.585
3	15:43:29.622	56.136	+1.472	40.577	15.559
4	15:44:25.294	55.672	+1.008	40.235	15.437
5	15:45:21.072	55.778	+1.114	40.247	15.531
6	15:46:16.511	55.439	+0.775	39.969	15.470
7	15:47:11.553	55.042	+0.378	39.780	15.262
8	15:48:06.506	54.953	+0.289	39.649	15.304
9	15:49:02.108	55.602	+0.938	39.966	15.636
10	15:49:56.772	54.664		39.342	15.322

(884) Davin Singer					
1	15:41:33.904	59.956	+4.973	43.734	16.222
2	15:42:31.010	57.768	+2.785	41.967	15.801
3	15:43:28.481	56.809	+1.826	41.118	15.691
4	15:44:25.008	56.527	+1.544	40.874	15.653
5	15:45:20.939	55.931	+0.948	40.267	15.664
6	15:46:16.338	55.399	+0.416	39.937	15.462
7	15:47:11.457	55.119	+0.136	39.681	15.438
8	15:48:06.850	55.393	+0.410	40.046	15.347
9	15:49:02.364	55.514	+0.531	39.758	15.756
10	15:49:57.347	54.983		39.493	15.490

(833) Jannik Remmert					
1	15:41:34.116	1:00.261	+5.155	44.276	15.985
2	15:42:31.010	56.894	+1.788	41.063	15.831
3	15:43:27.721	56.711	+1.605	40.929	15.782
4	15:44:23.981	56.260	+1.154	40.608	15.652
5	15:45:19.770	55.789	+0.683	40.101	15.688
6	15:46:15.480	55.710	+0.604	40.084	15.626
7	15:47:10.770	55.290	+0.184	39.756	15.534
8	15:48:05.876	55.106		39.605	15.501
9	15:49:02.301	56.425	+1.319	40.512	15.913
10	15:49:57.481	55.180	+0.074	39.838	15.342

(902) Daniel Brozovic					
1	15:41:36.293	1:02.186	+7.346	46.356	15.830
2	15:42:33.766	57.473	+2.633	41.786	15.687
3	15:43:30.283	56.517	+1.677	40.909	15.608
4	15:44:26.293	56.010	+1.170	40.465	15.545
5	15:45:21.752	55.459	+0.619	39.915	15.544
6	15:46:17.344	55.592	+0.752	40.124	15.468
7	15:47:12.264	54.920	+0.080	39.623	15.297
8	15:48:07.104	54.840		39.377	15.463
9	15:49:02.691	55.587	+0.747	39.657	15.930
10	15:49:58.592	55.901	+1.061	40.368	15.533

Lap	Time of Day	Lap Tm	Diff	S1 Tm	S2 Tm
(812) Rocco Curcio					
1	15:41:34.443	1:00.747	+5.546	44.948	15.799
2	15:42:32.723	58.280	+3.079	42.518	15.762
3	15:43:29.025	56.302	+1.101	40.670	15.632
4	15:44:25.116	56.091	+0.890	40.534	15.557
5	15:45:21.266	56.150	+0.949	40.695	15.455
6	15:46:16.695	55.429	+0.228	40.010	15.419
7	15:47:12.144	55.449	+0.248	40.035	15.414
8	15:48:07.431	55.287	+0.086	39.934	15.353
9	15:49:02.632	55.201		39.540	15.661
10	15:49:58.668	56.036	+0.835	40.626	15.410

(876) Cemil Bayyati					
1	15:41:37.244	1:02.936	+7.951	46.474	16.462
2	15:42:36.542	59.298	+4.313	43.454	15.844
3	15:43:33.850	57.308	+2.323	41.614	15.694
4	15:44:30.221	56.371	+1.386	40.686	15.685
5	15:45:26.014	55.793	+0.808	40.192	15.601
6	15:46:21.725	55.711	+0.726	40.188	15.523
7	15:47:17.067	55.342	+0.357	39.861	15.481
8	15:48:12.067	55.000	+0.015	39.538	15.462
9	15:49:07.052	54.985		39.493	15.492
10	15:50:02.958	55.906	+0.921	40.300	15.606

(809) Luis Esser					
1	15:41:35.934	1:02.139	+6.663	46.172	15.967
2	15:42:33.412	57.478	+2.002	41.763	15.715
3	15:43:30.983	57.571	+2.095	41.858	15.713
4	15:44:27.464	56.481	+1.005	40.832	15.649
5	15:45:23.486	56.022	+0.546	40.368	15.654
6	15:46:19.294	55.808	+0.332	40.249	15.559
7	15:47:15.082	55.788	+0.312	40.313	15.475
8	15:48:10.682	55.600	+0.124	40.014	15.586
9	15:49:06.158	55.476		39.989	15.487
10	15:50:03.386	57.228	+1.752	41.564	15.664

(835) Jarno Wiese					
1	15:41:37.601	1:03.683	+8.636	47.292	16.391
2	15:42:38.247	1:00.646	+5.599	44.804	15.842
3	15:43:33.652	57.405	+2.358	41.750	15.655
4	15:44:33.251	57.599	+2.552	41.497	16.102
5	15:45:28.887	55.636	+0.589	40.178	15.458
6	15:46:24.449	55.562	+0.515	40.074	15.488
7	15:47:19.686	55.237	+0.190	39.781	15.456
8	15:48:14.733	55.047		39.581	15.466
9	15:49:10.751	56.018	+0.971	40.507	15.511
10	15:50:06.063	55.312	+0.265	39.964	15.348

(885) Carl Luthardt					
1	15:41:37.329	1:02.958	+8.036	46.589	16.369
2	15:42:35.973	58.644	+3.722	42.461	16.183
3	15:43:32.708	56.735	+1.813	41.056	15.679
4	15:44:29.465	56.757	+1.835	41.037	15.720
5	15:45:25.631	56.166	+1.244	40.545	15.621
6	15:46:21.079	55.448	+0.526	39.959	15.489
7	15:47:16.356	55.277	+0.355	39.888	15.389
8	15:48:11.278	54.922		39.546	15.376
9	15:49:06.231	54.953	+0.031	39.562	15.391
10	15:50:01.279	55.048	+0.126	39.740	15.308

(853) Devin Leon Ucar					
1	15:41:37.853	1:03.631	+7.984	47.079	16.552
2	15:42:36.424	58.571	+2.924	42.577	15.994
3	15:43:33.469	57.045	+1.398	41.257	15.788
4	15:44:30.157	56.688	+1.041	40.905	15.783
5	15:45:26.760	56.603	+0.956	40.858	15.745
6	15:46:22.968	56.208	+0.561	40.523	15.685
7	15:47:18.615	55.647		40.039	15.608
8	15:48:14.560	55.945	+0.298	40.247	15.698
9	15:49:10.692	56.132	+0.485	40.491	15.641
10	15:50:06.757	56.065	+0.418	40.336	15.729

(895) Phil Colin Strenge					
---------------------------------	--	--	--	--	--

Orbits



INT. ADAC Kartrennen Mülsen

X30 SENIOR

Arena E Mülsen 1,315 Km

Qualifying Heat A/C

20.04.2024 15:35

Race (10 Laps) started at 15:40:33

Lap	Time of Day	Lap Tm	Diff	S1 Tm	S2 Tm
1	15:41:37.914	1:03.710	+8.461	47.272	16.438
2	15:42:37.263	59.349	+4.100	43.510	15.839
3	15:43:34.835	57.572	+2.323	41.952	15.620
4	15:44:31.676	56.841	+1.592	41.166	15.675
5	15:45:27.886	56.210	+0.961	40.506	15.704
6	15:46:23.617	55.731	+0.482	40.224	15.507
7	15:47:18.866	55.249		39.830	15.419
8	15:48:14.623	55.757	+0.508	40.206	15.551
9	15:49:10.945	56.322	+1.073	40.918	15.404
10	15:50:06.897	55.952	+0.703	40.268	15.684

Lap	Time of Day	Lap Tm	Diff	S1 Tm	S2 Tm
2	15:42:38.139	58.976	+3.141	42.993	15.983
3	15:43:35.507	57.368	+1.533	41.733	15.635
4	15:44:33.365	57.858	+2.023	41.858	16.000
5	15:45:30.050	56.685	+0.850	41.074	15.611
6	15:46:26.396	56.346	+0.511	40.620	15.726
7	15:47:24.081	57.685	+1.850	42.014	15.671
8	15:48:20.174	56.093	+0.258	40.443	15.650
9	15:49:16.336	56.162	+0.327	40.617	15.545
10	15:50:12.171	55.835		40.264	15.571

(816) Elias Schorneck

1	15:41:38.140	1:04.062	+8.765	47.610	16.452
2	15:42:37.116	58.976	+3.679	43.068	15.908
3	15:43:34.070	56.954	+1.657	41.242	15.712
4	15:44:30.464	56.394	+1.097	40.645	15.749
5	15:45:26.821	56.357	+1.060	40.688	15.669
6	15:46:22.439	55.618	+0.321	39.986	15.632
7	15:47:18.075	55.636	+0.339	39.950	15.686
8	15:48:13.499	55.424	+0.127	39.783	15.641
9	15:49:09.114	55.615	+0.318	39.985	15.630
10	15:50:04.411	55.297		39.710	15.587

(848) Maris Schulte

1	15:41:40.540	1:06.004	+10.854	48.745	17.259
2	15:42:40.313	59.773	+4.623	43.852	15.921
3	15:43:39.233	58.920	+3.770	43.104	15.816
4	15:44:36.503	57.270	+2.120	41.134	16.136
5	15:45:33.656	57.153	+2.003	41.470	15.683
6	15:46:29.724	56.068	+0.918	40.583	15.485
7	15:47:25.842	56.118	+0.968	40.505	15.613
8	15:48:21.954	56.112	+0.962	40.514	15.598
9	15:49:17.195	55.241	+0.091	39.807	15.434
10	15:50:12.345	55.150		39.821	15.329

(855) Matti Klasen

1	15:41:37.655	1:03.667	+8.299	46.691	16.976
2	15:42:36.912	59.257	+3.889	43.366	15.891
3	15:43:34.644	57.732	+2.364	42.070	15.662
4	15:44:33.201	58.557	+3.189	42.362	16.195
5	15:45:29.661	56.460	+1.092	40.750	15.710
6	15:46:25.890	56.229	+0.861	40.627	15.602
7	15:47:21.768	55.878	+0.510	40.189	15.689
8	15:48:17.576	55.808	+0.440	40.230	15.578
9	15:49:12.974	55.398	+0.030	39.905	15.493
10	15:50:08.342	55.368		39.793	15.575

(802) Nando Weixelbaumer

1	15:41:34.033	1:00.412	+5.079		
2	15:42:36.211	1:02.178	+6.845	45.667	16.511
3	15:43:34.570	58.359	+3.026	42.605	15.754
4	15:44:33.447	58.877	+3.544	42.353	16.524
5	15:45:30.519	57.072	+1.739	41.451	15.621
6	15:46:26.605	56.086	+0.753	40.507	15.579
7	15:47:22.454	55.849	+0.516	40.325	15.524
8	15:48:18.130	55.676	+0.343	40.127	15.549
9	15:49:13.474	55.344	+0.011	39.863	15.481
10	15:50:08.807	55.333		39.868	15.465

(980) Benno Drelok

1	15:41:38.784	1:03.979	+8.452	47.566	16.413
2	15:42:37.887	59.103	+3.576	43.165	15.938
3	15:43:36.072	58.185	+2.658	42.493	15.692
4	15:44:33.970	57.898	+2.371	42.052	15.846
5	15:45:30.688	56.718	+1.191	41.081	15.637
6	15:46:26.882	56.194	+0.667	40.535	15.659
7	15:47:23.291	56.409	+0.882	40.687	15.722
8	15:48:19.393	56.102	+0.575	40.454	15.648
9	15:49:14.920	55.527		40.023	15.504
10	15:50:11.082	56.162	+0.635	40.423	15.739

(818) Matthy Vandebroek

1	15:41:40.333	1:05.265	+9.660	48.348	16.917
2	15:42:44.087	1:03.754	+8.149	47.782	15.972
3	15:43:41.499	57.412	+1.807	41.661	15.751
4	15:44:37.987	56.488	+0.883	40.791	15.697
5	15:45:34.428	56.441	+0.836	40.820	15.621
6	15:46:31.492	57.064	+1.459	41.551	15.513
7	15:47:27.578	56.086	+0.481	40.545	15.541
8	15:48:24.066	56.488	+0.883	40.953	15.535
9	15:49:19.868	55.802	+0.197	40.292	15.510
10	15:50:15.473	55.605		39.935	15.670

(820) Felix Maurer

1	15:41:40.533	1:05.572	+10.245	48.855	16.717
2	15:42:40.477	59.944	+4.617	44.186	15.758
3	15:43:38.136	57.659	+2.332	41.930	15.729
4	15:44:35.493	57.357	+2.030	41.401	15.956
5	15:45:32.329	56.836	+1.509	41.198	15.638
6	15:46:28.473	56.144	+0.817	40.597	15.547
7	15:47:24.565	56.092	+0.765	40.513	15.579
8	15:48:20.323	55.758	+0.431	40.345	15.413
9	15:49:15.854	55.531	+0.204	40.018	15.513
10	15:50:11.181	55.327		40.016	15.311

(898) Hawk Baylaan White

1	15:41:38.845	1:03.925	+8.343	47.189	16.736
2	15:42:39.085	1:00.240	+4.658	44.101	16.139
3	15:43:36.171	57.086	+1.504	41.514	15.572
4	15:44:34.072	57.901	+2.319	42.138	15.763
5	15:45:30.778	56.706	+1.124	41.203	15.503
6	15:46:26.941	56.163	+0.581	40.670	15.493
7	15:47:23.462	56.521	+0.939	41.032	15.489
8	15:48:19.100	55.638	+0.056	40.054	15.584
9	15:49:14.682	55.582		40.059	15.523
10	15:50:10.838	56.156	+0.574	40.441	15.715

(806) Moritz Fischer

1	15:41:40.819	1:05.636	+10.497	49.586	16.050
2	15:42:39.555	58.736	+3.597	42.879	15.857
3	15:43:38.719	59.164	+4.025	43.428	15.736
4	15:44:35.790	57.071	+1.932	41.082	15.989
5	15:45:32.452	56.662	+1.523	41.117	15.545
6	15:46:28.708	56.256	+1.117	40.762	15.494
7	15:47:24.850	56.142	+1.003	40.686	15.456
8	15:48:20.447	55.597	+0.458	40.253	15.344
9	15:49:16.354	55.907	+0.768	40.560	15.347
10	15:50:11.493	55.139		39.743	15.396

(899) Luke Neubauer

1	15:41:40.278	1:05.430	+9.419	48.521	16.909
2	15:42:39.496	59.218	+3.207	43.044	16.174
3	15:43:36.908	57.412	+1.401	41.685	15.727
4	15:44:35.747	58.839	+2.828		
5	15:45:33.405	57.658	+1.647	41.652	16.006
6	15:46:30.155	56.750	+0.739	41.185	15.565
7	15:47:26.732	56.577	+0.566	40.718	15.859
8	15:48:23.540	56.808	+0.797	41.134	15.674
9	15:49:20.376	56.836	+0.825	41.260	15.576
10	15:50:16.387	56.011		40.212	15.799


(845) Jan Waibel

1	15:41:39.163	1:04.435	+8.600	47.914	16.521
---	--------------	-----------------	--------	--------	--------

(834) Moritz Schwing

1	15:41:43.031	1:07.313	+11.401	50.077	17.236
2	15:42:42.344	59.313	+3.401	43.138	16.175

Orbits



INT. ADAC Kartrennen Mülsen

X30 SENIOR

Arena E Mülsen 1,315 Km

Qualifying Heat A/C

20.04.2024 15:35

Race (10 Laps) started at 15:40:33

Lap	Time of Day	Lap Tm	Diff	S1 Tm	S2 Tm
3	15:43:40.397	58.053	+2.141	42.034	16.019
4	15:44:37.613	57.216	+1.304	41.213	16.003
5	15:45:34.986	57.373	+1.461	41.538	15.835
6	15:46:31.861	56.875	+0.963	41.154	15.721
7	15:47:27.833	55.972	+0.060	40.391	15.581
8	15:48:24.700	56.867	+0.955	41.154	15.713
9	15:49:20.795	56.095	+0.183	40.398	15.697
10	15:50:16.707	55.912		40.133	15.779

Lap	Time of Day	Lap Tm	Diff	S1 Tm	S2 Tm
4	15:44:55.607	59.754		43.373	16.381
5	15:45:55.476	59.869	+0.115	43.296	16.573
6	15:46:55.394	59.918	+0.164	43.433	16.485
7	15:47:55.371	59.977	+0.223	43.302	16.675
8	15:48:55.637	1:00.266	+0.512	43.739	16.527
9	15:49:56.604	1:00.967	+1.213	43.751	17.216

(815) Moritz Wolber

1	15:41:40.591	1:05.256	+10.091	48.641	16.615
2	15:42:39.852	59.261	+4.096	43.468	15.793
3	15:43:38.869	59.017	+3.852	43.281	15.736
4	15:44:36.076	57.207	+2.042	41.129	16.078
5	15:45:33.180	57.104	+1.939	41.428	15.676
6	15:46:28.837	55.657	+0.492	40.250	15.407
7	15:47:24.963	56.126	+0.961	40.782	15.344
8	15:48:22.351	57.388	+2.223		
9	15:49:18.700	56.349	+1.184	40.897	15.452
10	15:50:13.865	55.165		39.765	15.400

(872) Tobias Burgstahler

1	15:41:44.089	1:08.541	+10.654	51.926	16.615
2	15:42:43.985	59.896	+2.009	43.430	16.466
3	15:43:43.093	59.108	+1.221	42.852	16.256
4	15:44:41.939	58.846	+0.959	42.648	16.198
5	15:45:40.398	58.459	+0.572	42.207	16.252
6	15:46:38.919	58.521	+0.634	42.224	16.297
7	15:47:36.806	57.887		41.642	16.245

(807) Marlon Vatter

1	15:41:41.955	1:06.541	+11.093	50.462	16.079
2	15:42:41.715	59.760	+4.312	43.386	16.374
3	15:43:39.675	57.960	+2.512	42.109	15.851
4	15:44:36.580	56.905	+1.457	41.146	15.759
5	15:45:33.552	56.972	+1.524	41.259	15.713
6	15:46:30.511	56.959	+1.511	41.439	15.520
7	15:47:26.753	56.242	+0.794	40.578	15.664
8	15:48:22.522	55.769	+0.321	40.094	15.675
9	15:49:18.925	56.403	+0.955	40.950	15.453
10	15:50:14.373	55.448		39.851	15.597

(824) Noel Honguero

1	15:41:39.268	1:04.766	+8.492	47.527	17.239
2	15:42:39.408	1:00.140	+3.866	43.953	16.187
3	15:43:37.444	58.036	+1.762	42.067	15.969
4	15:44:34.797	57.353	+1.079	41.439	15.914
5	15:45:31.769	56.972	+0.698	41.166	15.806
6	15:46:28.416	56.647	+0.373	40.919	15.728
7	15:47:25.715	57.299	+1.025	41.689	15.610
8	15:48:22.414	56.699	+0.425	40.938	15.761
9	15:49:18.688	56.274		40.582	15.692
10	15:50:15.373	56.685	+0.411	40.963	15.722

(888) Louis Schütze

1	15:41:41.421	1:06.303	+10.074	49.873	16.430
2	15:42:41.124	59.703	+3.474	43.545	16.158
3	15:43:39.429	58.305	+2.076	42.469	15.836
4	15:44:36.444	57.015	+0.786	41.107	15.908
5	15:45:33.539	57.095	+0.866	41.226	15.869
6	15:46:30.490	56.951	+0.722	41.253	15.698
7	15:47:26.925	56.435	+0.206	40.727	15.708
8	15:48:23.418	56.493	+0.264	40.718	15.775
9	15:49:20.513	57.095	+0.866	41.458	15.637
10	15:50:16.742	56.229		40.210	16.019

(881) Jacob Trost

1	15:41:41.870	1:07.213	+11.189	50.755	16.458
2	15:42:41.849	59.979	+3.955	43.987	15.992
3	15:43:39.978	58.129	+2.105	42.355	15.774
4	15:44:37.382	57.404	+1.380	41.531	15.873
5	15:45:34.178	56.796	+0.772	41.217	15.579
6	15:46:31.266	57.088	+1.064	41.380	15.708
7	15:47:27.290	56.024		40.467	15.557
8	15:48:25.671	58.381	+2.357	42.273	16.108
9	15:49:22.117	56.446	+0.422	40.875	15.571
10	15:50:18.175	56.058	+0.034	40.548	15.510

(814) Nina Aptsiauri

1	15:41:43.853	1:08.580	+8.826	51.048	17.532
2	15:42:54.796	1:10.943	+11.189	53.906	17.037
3	15:43:55.853	1:01.057	+1.303	44.198	16.859



INT. ADAC Kartrennen Mülsen

Lapchart

X30 SENIOR

Arena E Mülsen 1,315 Km

Qualifying Heat A/C

20.04.2024 15:35

Race (10 Laps) started at 15:40:33

Competitors	Laps											
	0	1	2	3	4	5	6	7	8	9	10	
Kevin Lantinga (903)	1	903	903	903	903	903	903	903	903	903	903	903
Nando Weixelbaumer (802)	2	802	887	887	833	833	833	833	833	833	887	887
Rocco Curcio (812)	3	812	884	833	887	887	887	887	887	823	823	
Torben Gröndahl (887)	4	887	802	884	884	884	884	884	823	833	884	
Luis Esser (809)	5	809	833	812	812	812	823	823	823	884	884	833
Jannik Rimmert (833)	6	833	812	809	823	823	812	812	812	902	812	902
Jarno Wiese (835)	7	835	809	823	902	902	902	902	902	812	902	812
Davin Singer (884)	8	884	823	902	809	809	809	809	809	809	809	885
Matti Klasen (855)	9	855	902	885	885	885	885	885	885	885	885	876
Jason Bralic (823)	10	823	876	802	853	853	876	876	876	876	876	809
Elias Schorneck (816)	11	816	885	853	876	876	853	816	816	816	816	816
Daniel Brozovic (902)	12	902	835	876	816	816	816	853	853	853	853	835
Phil Colin Streng (895)	13	895	855	855	802	895	895	895	895	895	835	853
Devin Leon Ucar (853)	14	853	853	816	855	855	835	835	835	835	895	895
Cemil Bayyati (876)	15	876	895	895	895	835	855	855	855	855	855	855
Carl Luthardt (885)	16	885	816	980	845	845	845	845	802	802	802	802
Noel Honguero (824)	17	824	980	845	835	802	802	802	980	898	898	898
Maris Schulte (848)	18	848	898	835	980	980	980	980	898	980	980	980
Jacob Trost (881)	19	881	845	898	898	898	898	898	845	845	820	820
Jan Waibel (845)	20	845	824	824	899	824	824	824	820	820	845	806
Benno Drelok (980)	21	980	899	899	824	820	820	820	806	806	806	845
Luke Neubauer (899)	22	899	818	806	820	899	806	806	815	848	848	848
Hawk Baylaan White (898)	23	898	820	815	806	806	815	815	824	815	824	815
Felix Maurer (820)	24	820	848	848	815	815	899	848	848	824	815	807
Matthy Vandebroek (818)	25	818	815	820	848	888	888	899	899	807	807	824
Louis Schütze (888)	26	888	806	888	888	848	807	888	807	888	818	818
Moritz Fischer (806)	27	806	888	807	807	807	848	807	888	899	899	899
Nina Aptsiauri (814)	28	814	881	881	881	881	881	881	881	818	888	834
Moritz Wolber (815)	29	815	807	834	834	834	818	818	818	834	834	888
Marlon Vatter (807)	30	807	834	872	818	818	834	834	834	881	881	881
Tobias Burgstahler (872)	31	872	814	818	872	872	872	872	872	814	814	
Moritz Schwing (834)	32	834	872	814	814	814	814	814	814			
-	33											



X30 SENIOR

Qualifying Heat A/B

Track length: 1.315 Km
Race Started: 17:59:43
Best Lap by: 864 - Marc Gerstenkorn - 52.959

Rank	#	Driver	Nat	Sponsor Entrant	Nat	License E-License	Make	laps	T. Time Diff	Best Lap	Penalty	Points
1	3	810 Daniel Guinhard	GBR	SFR Motorsport	GBR	ITC-C292117 IBL368379	Birel Art/IAME/Vega	10	9:03.218	53.604		50
2	-1	903 Kevin Lantinga	NLD	J.K. Lantinga	NLD	ITE42585 IEL30038	Croc/IAME/Komet	10	9:03.522 0.304	53.506		44
3	2	833 Jannik Remmert	DEU	VDB Kart Racing	DEU	ITE19994 KBF10478	Tony Kart/IAME/Komet	10	9:05.528 2.310	53.875		41
4	6	822 Elia Weiss	DEU	DSK e.V. Ja zum Motorsport SIM-ON	DEU	ITG38504 KBF39246	Kosmic/IAME/Komet	10	9:09.559 6.341	53.714		38
5	3	830 Max Hezel	DEU	ADAC Hessen-Thüringen e.V. CV Performance Group	DEU	ITF38265 BIF38321	KR/IAME/Komet	10	9:09.742 6.524	53.674		36
6	7	902 Daniel Brozovic	DEU	TR Motorsport	DEU	ITE 42036 KBF23400	OTK/IAME/Komet	10	9:09.788 6.570	53.409		34
7	-5	836 Max Ohsenbrink	DEU	KSL Racing Team	DEU	ITE18670 KBF1304585	Alonso/IAME/Komet	10	9:10.388 7.170	54.139		32
8	-2	864 Marc Gerstenkorn	CHE	Kartshop Ampfing	DEU	ITF375 BIF25142	Drago Corse/IAME/Komet	10	9:11.154 7.936	52.959		30
9	2	823 Jason Braic	NLD	SIM-ON	DEU	ITG46957 KBF39246	Kosmic/IAME/Komet	10	9:11.299 8.081	53.588		28
10	5	895 Phil Colin Streng	DEU	ADAC Württemberg e.V. Ebert Motorsport	DEU	ITE42785 EL38528	LN/IAME/Komet	10	9:12.280 9.062	53.451		27
11	-8	809 Luis Esser	DEU	RMW Motorsport	DEU	ITE 11661 KBF39010	OTK/IAME/Komet	10	9:12.294 9.076	54.423		26
12	2	877 Niklas Hirsch	DEU	MSC-Langenfeld e. V. im ADAC SIM-ON	DEU	ITF39320 KBF39246	Kosmic/IAME/Komet	10	9:12.628 9.410	53.741		25
13	-6	835 Jarno Wiese	DEU	VDB Kart Racing	DEU	ITE 40767 KBF10478	OTK/IAME/Komet	10	9:16.085 12.867	53.757	+ 5 sec	24
14	3	876 Cemil Bayyati	DEU	Dörr Motorsport	DEU	ITG15366 BIF38420	KR/IAME/Komet	10	9:20.251 17.033	53.753	+ 5 sec	23
15	-6	855 Matti Klasen	DEU	DSK e.V. Ja zum Motorsport RMW Motorsport	DEU	ITE13782 BIC39010	Tony Kart/IAME/Komet	10	9:21.718 18.500	54.283		22
16	6	821 Manuel Wagner	DEU	RS-Motorsport	DEU	ITE 39259 BIF40372	CRG/IAME/Komet	10	9:22.116 18.898	54.156		21
17	4	845 Jan Waibel	DEU	ADAC Mittelrhein e.V. VDB Kart Racing	DEU	NKA12495 KBF10478	Tony Kart/IAME/Komet	10	9:25.640 22.422	55.209		20
18	-6	829 Lutz Ohsenbrink	DEU	KSL Racing Team	DEU	ITE40759 KBF1304585	Alonso/IAME/Komet	10	9:26.671 23.453	55.228		19
19	-3	844 Kevin Wagner	DEU	MSC-Langenfeld e. V. im ADAC Valier Motorsport	DEU	ITE 11828 KBF39300	Energy/IAME/Komet	10	9:26.907 23.689	54.687	+ 5 sec	18
20	3	980 Benno Drelok	DEU	Rocco Drelok	DEU	NKA10580 BEK1204567	Tony Kart/IAME/Komet	10	9:27.262 24.044	54.800		17
21	-1	811 Karl Schmiederer	DEU	RS-Motorsport	DEU	ITE39775 KBF40372	CRG/IAME/Komet	10	9:27.290 24.072	54.751		16
22	6	808 Eric Wess	DEU	Kartshop Ampfing	DEU	NKA38485 KBF25142	Drago Corse/IAME/Komet	10	9:27.632 24.414	54.873		15
23	6	818 Matthy Vandebroek	DEU	VDB Kart Racing	DEU	ITE 11491 KBF10478	Tony Kart/IAME/Komet	10	9:29.285 26.067	54.861		14
24	2	891 Luka Koullen	NLD	PCH Racing	DEU	NKA50483 BIF39956	LN/IAME/Komet	10	9:30.216 26.998	54.601	+ 5 sec	13
25	2	890 Leonard Hocker	DEU	RS-Motorsport	DEU	NKA22440 KBF40372	CRG/IAME/Komet	10	9:30.598 27.380	55.162	+ 5 sec	12
26	6	843 Luis Simon	DEU	PCH Racing	DEU	NKA36581 39956	LN/IAME/Komet	10	9:30.857 27.639	55.213		11
27	3	827 Julius Berthold	DEU	TB Racing Team	DEU	ITF38613 KBF38262	KR/IAME/Komet	10	9:30.876 27.658	54.684		10
28	-4	817 Maximilian Engelstädter	DEU	Dörr Motorsport	DEU	NKA40565 BIF38420	KR/IAME/Komet	10	9:33.841 30.623	54.797	+ 5 sec	9
29	-11	882 Colin Hahn	DEU	Team Hemkemeyer	DEU	NKA25476 KBF42853	Falcon/IAME/	10	9:36.703 33.485	54.851		8
30	1	814 Nina Aptsiauri	GEO	CRG Deutschland	DEU	ITF230054 KBF18122	CRG/IAME/Komet	10	9:45.672 42.454	56.808		7
31	2	872 Tobias Burgstahler	DEU	ADAC Württemberg e.V. Stern Motorsport	DEU	NKA38364 KBF38195	KR/IAME/Komet	10	9:47.179 43.961	56.982		6
32	-13	848 Maris Schulte	DEU	ADAC Weser Ems e.V.	DEU	ITE39178 BIC38765	Tony Kart/IAME/Komet	8	7:38.871 2 Laps	55.794		5
33	-8	898 Hawk Baylaan White	GBR	AT Motorsport	DEU	ITE40903 BIC38996	Exprit/IAME/Komet	1	1:05.855 9 Laps	1:03.670		4

Announcements

- # 864,855 no transpondersignal
- # 844 + 5 sec leaving the track
- # 890,835,876,891,817 + 5 sec front fairing

INT. ADAC Kartrennen Mülsen

X30 SENIOR

Arena E Mülsen 1,315 Km

Qualifying Heat A/B

20.04.2024 18:00

Race (10 Laps) started at 17:59:43

Lap	Time of Day	Lap Tm	Diff	S1 Tm	S2 Tm
(810) Daniel Guinchart					
1	18:00:41.385	57.238	+3.634	41.478	15.760
2	18:01:36.296	54.911	+1.307	39.495	15.416
3	18:02:30.739	54.443	+0.839	39.087	15.356
4	18:03:24.654	53.915	+0.311	38.708	15.207
5	18:04:18.258	53.604		38.458	15.146
6	18:05:11.994	53.736	+0.132	38.452	15.284
7	18:06:05.753	53.759	+0.155	38.432	15.327
8	18:06:59.589	53.836	+0.232	38.512	15.324
9	18:07:53.344	53.755	+0.151	38.418	15.337
10	18:08:47.006	53.662	+0.058	38.375	15.287

(903) Kevin Lantinga					
1	18:00:39.802	56.014	+2.508	40.622	15.392
2	18:01:34.569	54.767	+1.261	39.338	15.429
3	18:02:29.608	55.039	+1.533	39.597	15.442
4	18:03:24.011	54.403	+0.897	39.060	15.343
5	18:04:17.880	53.869	+0.363	38.623	15.246
6	18:05:12.350	54.470	+0.964	39.136	15.334
7	18:06:06.284	53.934	+0.428	38.696	15.238
8	18:07:00.234	53.950	+0.444	38.675	15.275
9	18:07:53.804	53.570	+0.064	38.384	15.186
10	18:08:47.310	53.506		38.318	15.188

(833) Jannik Remmert					
1	18:00:41.638	57.292	+3.417	41.732	15.560
2	18:01:36.488	54.850	+0.975	39.537	15.313
3	18:02:31.111	54.623	+0.748	39.246	15.377
4	18:03:25.224	54.113	+0.238	38.824	15.289
5	18:04:19.443	54.219	+0.344	38.924	15.295
6	18:05:13.523	54.080	+0.205	38.804	15.276
7	18:06:07.461	53.938	+0.063	38.652	15.286
8	18:07:01.450	53.989	+0.114	38.730	15.259
9	18:07:55.325	53.875		38.568	15.307
10	18:08:49.316	53.991	+0.116	38.639	15.352

(822) Elia Weiss					
1	18:00:43.017	58.484	+4.770	42.879	15.605
2	18:01:38.093	55.076	+1.362	39.874	15.202
3	18:02:32.893	54.800	+1.086	39.523	15.277
4	18:03:27.068	54.175	+0.461	38.901	15.274
5	18:04:21.435	54.367	+0.653	39.212	15.155
6	18:05:15.149	53.714		38.668	15.046
7	18:06:09.018	53.869	+0.155	38.645	15.224
8	18:07:02.769	53.751	+0.037	38.502	15.249
9	18:07:57.637	54.868	+1.154	39.716	15.152
10	18:08:53.347	55.710	+1.996	40.131	15.579

(830) Max Hezel					
1	18:00:41.887	57.503	+3.829	42.172	15.331
2	18:01:37.867	55.980	+2.306	40.150	15.830
3	18:02:32.868	55.001	+1.327	39.530	15.471
4	18:03:27.124	54.256	+0.582	39.156	15.100
5	18:04:21.254	54.130	+0.456	38.882	15.248
6	18:05:15.052	53.798	+0.124	38.591	15.207
7	18:06:09.107	54.055	+0.381	38.933	15.122
8	18:07:02.781	53.674		38.575	15.099
9	18:07:58.151	55.370	+1.696	40.187	15.183
10	18:08:53.530	55.379	+1.705	39.786	15.593

(902) Daniel Brozovic					
1	18:00:44.632	59.799	+6.390	44.301	15.498
2	18:01:40.031	55.399	+1.990	40.075	15.324
3	18:02:34.788	54.757	+1.348	39.476	15.281
4	18:03:28.632	53.844	+0.435	38.795	15.049
5	18:04:22.255	53.623	+0.214	38.621	15.002
6	18:05:16.764	54.509	+1.100	39.292	15.217
7	18:06:10.316	53.552	+0.143	38.374	15.178
8	18:07:03.725	53.409		38.335	15.074
9	18:07:58.226	54.501	+1.092	39.430	15.071
10	18:08:53.576	55.350	+1.941	39.961	15.389

Lap	Time of Day	Lap Tm	Diff	S1 Tm	S2 Tm
(836) Max Ohsenbrink					
1	18:00:41.739	57.678	+3.539	42.214	15.464
2	18:01:37.162	55.423	+1.284	39.929	15.494
3	18:02:32.038	54.876	+0.737	39.360	15.516
4	18:03:26.968	54.930	+0.791	39.400	15.530
5	18:04:21.895	54.927	+0.788	39.664	15.263
6	18:05:16.852	54.957	+0.818	39.482	15.475
7	18:06:11.121	54.269	+0.130	38.973	15.296
8	18:07:05.390	54.269	+0.130	38.801	15.468
9	18:07:59.529	54.139		38.736	15.403
10	18:08:54.176	54.647	+0.508	39.237	15.410

(864) Marc Gerstenkorn					
1	18:01:38.764	56.258	+3.299		
2	18:02:35.927	57.163	+4.204		
3	18:03:32.282	56.355	+3.396		
4	18:04:25.241	52.959			
5	18:05:19.033	53.792	+0.833		
6	18:06:12.919	53.886	+0.927		
7	18:07:06.489	53.570	+0.611		
8	18:08:00.326	53.837	+0.878		
9	18:08:54.942	54.616	+1.657		

(823) Jason Bralic					
1	18:00:44.491	59.912	+6.324	44.371	15.541
2	18:01:39.196	54.705	+1.117	39.474	15.231
3	18:02:33.931	54.735	+1.147	39.439	15.296
4	18:03:28.401	54.470	+0.882	39.184	15.286
5	18:04:22.061	53.660	+0.072	38.578	15.082
6	18:05:15.822	53.761	+0.173	38.643	15.118
7	18:06:09.440	53.618	+0.030	38.453	15.165
8	18:07:03.028	53.588		38.463	15.125
9	18:07:57.696	54.668	+1.080	39.620	15.048
10	18:08:55.087	57.391	+3.803	41.070	16.321

(895) Phil Colin Strenge					
1	18:00:46.138	1:01.135	+7.684	45.393	15.742
2	18:01:42.272	56.134	+2.683	40.472	15.662
3	18:02:38.211	55.939	+2.488	40.642	15.297
4	18:03:32.960	54.749	+1.298	39.536	15.213
5	18:04:27.087	54.127	+0.676	38.902	15.225
6	18:05:21.147	54.060	+0.609	38.871	15.189
7	18:06:14.874	53.727	+0.276	38.560	15.167
8	18:07:08.484	53.610	+0.159	38.298	15.312
9	18:08:01.935	53.451		38.325	15.126
10	18:08:56.068	54.133	+0.682	38.596	15.537

(809) Luis Esser					
1	18:00:41.575	57.594	+3.171	41.952	15.642
2	18:01:37.947	56.372	+1.949	40.859	15.513
3	18:02:33.554	55.607	+1.184	40.133	15.474
4	18:03:28.513	54.959	+0.536	39.419	15.540
5	18:04:23.260	54.747	+0.324	39.335	15.412
6	18:05:18.035	54.775	+0.352	39.341	15.434
7	18:06:12.458	54.423		39.131	15.292
8	18:07:07.100	54.642	+0.219	39.410	15.232
9	18:08:01.564	54.464	+0.041	39.188	15.276
10	18:08:56.082	54.518	+0.095	38.833	15.685

(877) Niklas Hirsch					
1	18:00:45.878	1:00.936	+7.195	45.117	15.819
2	18:01:41.940	56.062	+2.321	40.553	15.509
3	18:02:37.594	55.654	+1.913	40.214	15.440
4	18:03:32.338	54.744	+1.003	39.403	15.341
5	18:04:26.800	54.462	+0.721	39.189	15.273
6	18:05:21.085	54.285	+0.544	38.894	15.391
7	18:06:15.088	54.003	+0.262	38.856	15.147
8	18:07:08.875	53.787	+0.046	38.520	15.267
9	18:08:02.616	53.741		38.560	15.181
10	18:08:56.416	53.800	+0.059	38.472	15.328

(835) Jarno Wiese					
1	18:00:44.557	1:00.147	+6.390	44.260	15.887

Orbits



INT. ADAC Kartrennen Mülsen

X30 SENIOR

Arena E Mülsen 1,315 Km

Qualifying Heat A/B

20.04.2024 18:00

Race (10 Laps) started at 17:59:43

Lap	Time of Day	Lap Tm	Diff	S1 Tm	S2 Tm
2	18:01:41.360	56.803	+3.046	41.023	15.780
3	18:02:36.664	55.304	+1.547	39.951	15.353
4	18:03:30.923	54.259	+0.502	39.052	15.207
5	18:04:25.533	54.610	+0.853	39.347	15.263
6	18:05:19.509	53.976	+0.219	38.800	15.176
7	18:06:13.358	53.849	+0.092	38.706	15.143
8	18:07:07.226	53.868	+0.111	38.640	15.228
9	18:08:00.983	53.757		38.580	15.177
10	18:08:54.873	53.890	+0.133	38.349	15.541

Lap	Time of Day	Lap Tm	Diff	S1 Tm	S2 Tm
3	18:02:38.156	56.837	+2.150	41.308	15.529
4	18:03:33.524	55.368	+0.681	39.991	15.377
5	18:04:29.547	56.023	+1.336	40.547	15.476
6	18:05:25.838	56.291	+1.604	40.696	15.595
7	18:06:20.783	54.945	+0.258	39.535	15.410
8	18:07:15.470	54.687		39.318	15.369
9	18:08:10.545	55.075	+0.388	39.512	15.563
10	18:09:05.695	55.150	+0.463	39.495	15.655

(876) Cemil Bayyati

1	18:00:46.588	1:01.521	+7.768	45.613	15.908
2	18:01:42.505	55.917	+2.164	40.544	15.373
3	18:02:38.455	55.950	+2.197	40.537	15.413
4	18:03:33.686	55.231	+1.478	39.952	15.279
5	18:04:29.000	55.314	+1.561	39.876	15.438
6	18:05:23.428	54.428	+0.675	39.072	15.356
7	18:06:17.616	54.188	+0.435	38.802	15.386
8	18:07:11.504	53.888	+0.135	38.551	15.337
9	18:08:05.257	53.753		38.432	15.321
10	18:08:59.039	53.782	+0.029	38.447	15.335

(980) Benno Dreloek

1	18:00:49.122	1:03.384	+8.584	46.856	16.528
2	18:01:46.349	57.227	+2.427	41.512	15.715
3	18:02:42.240	55.891	+1.091	40.335	15.556
4	18:03:37.539	55.299	+0.499	39.867	15.432
5	18:04:32.959	55.420	+0.620	39.715	15.705
6	18:05:28.726	55.767	+0.967	40.201	15.566
7	18:06:23.526	54.800		39.359	15.441
8	18:07:18.654	55.128	+0.328	39.638	15.490
9	18:08:14.056	55.402	+0.602	39.915	15.487
10	18:09:11.050	56.994	+2.194	41.400	15.594

(855) Matti Klasen

1	18:00:43.554	56.572	+2.289		
2	18:01:38.477	54.923	+0.640		
3	18:02:39.437	1:00.960	+6.677		
4	18:03:34.465	55.028	+0.745		
5	18:04:32.939	58.474	+4.191		
6	18:05:40.155	1:07.216	+12.933		
7	18:06:21.615	41.460	-12.823		
8	18:07:15.898	54.233			
9	18:08:10.402	54.504	+0.221		
10	18:09:05.506	55.104	+0.821		

(811) Karl Schmiederer

1	18:00:48.154	1:02.608	+7.857	46.120	16.488
2	18:01:46.057	57.903	+3.152	42.228	15.675
3	18:02:41.972	55.915	+1.164	40.290	15.625
4	18:03:37.284	55.312	+0.561	39.869	15.443
5	18:04:32.902	55.618	+0.867	39.660	15.958
6	18:05:29.330	56.428	+1.677	40.665	15.763
7	18:06:26.005	56.675	+1.924	40.794	15.881
8	18:07:21.003	54.998	+0.247	39.525	15.473
9	18:08:15.754	54.751		39.292	15.459
10	18:09:11.078	55.324	+0.573	39.915	15.409

(821) Manuel Wagner

1	18:00:48.239	1:02.625	+8.469	46.484	16.141
2	18:01:44.699	56.460	+2.304	40.928	15.532
3	18:02:40.075	55.376	+1.220	39.897	15.479
4	18:03:35.979	55.904	+1.748	40.409	15.495
5	18:04:31.534	55.555	+1.399	39.968	15.587
6	18:05:26.982	55.448	+1.292	39.888	15.560
7	18:06:22.212	55.230	+1.074	39.837	15.393
8	18:07:16.602	54.390	+0.234	38.970	15.420
9	18:08:10.758	54.156		38.826	15.330
10	18:09:05.904	55.146	+0.990	39.715	15.431

(808) Eric Wess

1	18:00:49.370	1:03.038	+8.165	46.753	16.285
2	18:01:47.128	57.758	+2.885	41.788	15.970
3	18:02:43.148	56.020	+1.147	40.518	15.502
4	18:03:38.754	55.606	+0.733	40.070	15.536
5	18:04:33.720	54.966	+0.093	39.479	15.487
6	18:05:29.535	55.815	+0.942	40.410	15.405
7	18:06:25.493	55.958	+1.085	40.255	15.703
8	18:07:20.661	55.168	+0.295	39.547	15.621
9	18:08:15.534	54.873		39.353	15.520
10	18:09:11.420	55.886	+1.013	40.463	15.423

(845) Jan Waibel

1	18:00:46.377	1:00.935	+5.726	45.093	15.842
2	18:01:43.108	56.731	+1.522	41.185	15.546
3	18:02:39.691	56.583	+1.374	40.840	15.743
4	18:03:35.376	55.685	+0.476	40.198	15.487
5	18:04:31.351	55.975	+0.766	40.475	15.500
6	18:05:27.130	55.779	+0.570	40.263	15.516
7	18:06:22.643	55.513	+0.304	40.095	15.418
8	18:07:17.852	55.209		39.879	15.330
9	18:08:13.315	55.463	+0.254	40.153	15.310
10	18:09:09.428	56.113	+0.904	40.698	15.415

(818) Matthy Vandebroek

1	18:00:49.441	1:03.281	+8.420	47.198	16.083
2	18:01:46.418	56.977	+2.116	41.309	15.668
3	18:02:42.961	56.543	+1.682	40.870	15.673
4	18:03:38.193	55.232	+0.371	39.848	15.384
5	18:04:33.098	54.905	+0.044	39.327	15.578
6	18:05:29.852	56.754	+1.893	41.252	15.502
7	18:06:26.294	56.442	+1.581	40.721	15.721
8	18:07:22.872	56.578	+1.717	41.102	15.476
9	18:08:18.212	55.340	+0.479	39.813	15.527
10	18:09:13.073	54.861		39.374	15.487

(829) Lutz Ohsenbrink

1	18:00:46.078	1:01.196	+5.968	45.312	15.884
2	18:01:42.435	56.357	+1.129	40.907	15.450
3	18:02:39.038	56.603	+1.375	41.082	15.521
4	18:03:34.280	55.242	+0.014	39.805	15.437
5	18:04:32.197	57.917	+2.689	42.154	15.763
6	18:05:28.079	55.882	+0.654	40.395	15.487
7	18:06:23.307	55.228		39.783	15.445
8	18:07:18.841	55.534	+0.306	40.039	15.495
9	18:08:14.128	55.287	+0.059	39.953	15.334
10	18:09:10.459	56.331	+1.103	40.767	15.564

(891) Luka Koullén

1	18:00:49.063	1:02.831	+8.230	46.525	16.306
2	18:01:45.739	56.676	+2.075	41.027	15.649
3	18:02:41.374	55.635	+1.034	40.009	15.626
4	18:03:36.650	55.276	+0.675	39.865	15.411
5	18:04:32.714	56.064	+1.463	39.975	16.089
6	18:05:27.956	55.242	+0.641	39.700	15.542
7	18:06:22.935	54.979	+0.378	39.607	15.372
8	18:07:17.536	54.601		39.255	15.346
9	18:08:13.011	55.475	+0.874	39.967	15.508
10	18:09:09.004	55.993	+1.392	40.388	15.605


(844) Kevin Wagner

1	18:00:44.131	59.102	+4.415	43.349	15.753
2	18:01:41.319	57.188	+2.501	41.351	15.837

(890) Leonard Hocker

1	18:00:47.757	1:01.665	+6.503	45.766	15.899
2	18:01:43.528	55.771	+0.609	40.423	15.348
3	18:02:39.639	56.111	+0.949	40.555	15.556

Orbits



INT. ADAC Kartrennen Mülsen

X30 SENIOR

Arena E Mülsen 1,315 Km

Qualifying Heat A/B

20.04.2024 18:00

Race (10 Laps) started at 17:59:43

Lap	Time of Day	Lap Tm	Diff	S1 Tm	S2 Tm
4	18:03:34.801	55.162		39.713	15.449
5	18:04:29.966	55.165	+0.003	39.814	15.351
6	18:05:26.837	56.871	+1.709	41.216	15.655
7	18:06:22.066	55.229	+0.067	39.766	15.463
8	18:07:17.476	55.410	+0.248	39.788	15.622
9	18:08:13.189	55.713	+0.551	40.284	15.429
10	18:09:09.386	56.197	+1.035	40.619	15.578

Lap	Time of Day	Lap Tm	Diff	S1 Tm	S2 Tm
5	18:04:44.574	57.690	+0.708	41.502	16.188
6	18:05:42.067	57.493	+0.511	41.250	16.243
7	18:06:39.441	57.374	+0.392	41.188	16.186
8	18:07:36.578	57.137	+0.155	41.059	16.078
9	18:08:33.985	57.407	+0.425	41.153	16.254
10	18:09:30.967	56.982		40.842	16.140

(843) Luis Simon

1	18:00:51.058	1:04.366	+9.153	47.895	16.471
2	18:01:49.271	58.213	+3.000	42.222	15.991
3	18:02:45.678	56.407	+1.194	40.708	15.699
4	18:03:41.280	55.602	+0.389	40.116	15.486
5	18:04:37.158	55.878	+0.665	40.284	15.594
6	18:05:33.006	55.848	+0.635	40.344	15.504
7	18:06:28.299	55.293	+0.080	39.799	15.494
8	18:07:23.694	55.395	+0.182	39.903	15.492
9	18:08:18.907	55.213		39.741	15.472
10	18:09:14.645	55.738	+0.525	40.195	15.543

(848) Maris Schulte

1	18:00:47.636	1:02.281	+6.487	46.190	16.091
2	18:01:43.430	55.794		40.309	15.485
3	18:02:39.897	56.467	+0.673	40.854	15.613
4	18:03:36.602	56.705	+0.911	41.047	15.658
5	18:04:32.900	56.298	+0.504	40.166	16.132
6	18:05:29.471	56.571	+0.777	40.906	15.665
7	18:06:26.264	56.793	+0.999	40.816	15.977
8	18:07:22.659	56.395	+0.601	40.832	15.563

(827) Julius Berthold

1	18:00:52.218	1:05.572	+10.888	48.581	16.991
2	18:01:50.832	58.614	+3.930	42.550	16.064
3	18:02:47.583	56.751	+2.067	40.972	15.779
4	18:03:43.777	56.194	+1.510	40.732	15.462
5	18:04:39.172	55.395	+0.711	39.933	15.462
6	18:05:34.317	55.145	+0.461	39.717	15.428
7	18:06:29.036	54.719	+0.035	39.407	15.312
8	18:07:24.277	55.241	+0.557	39.968	15.273
9	18:08:18.961	54.684		39.460	15.224
10	18:09:14.664	55.703	+1.019	40.324	15.379

(898) Hawk Baylaan White

1	18:00:49.643	1:03.670		47.634	16.036
---	--------------	-----------------	--	--------	---------------

(817) Maximilian Engelstädter

1	18:00:50.591	1:04.675	+9.878	48.230	16.445
2	18:01:48.907	58.316	+3.519	42.482	15.834
3	18:02:45.618	56.711	+1.914	40.860	15.851
4	18:03:41.568	55.950	+1.153	40.416	15.534
5	18:04:37.220	55.652	+0.855	40.206	15.446
6	18:05:32.530	55.310	+0.513	39.779	15.531
7	18:06:27.327	54.797		39.280	15.517
8	18:07:22.721	55.394	+0.597	39.961	15.433
9	18:08:17.784	55.063	+0.266	39.578	15.485
10	18:09:12.629	54.845	+0.048	39.391	15.454

(882) Colin Hahn

1	18:00:50.927	1:05.466	+10.615	49.023	16.443
2	18:01:48.841	57.914	+3.063	41.951	15.963
3	18:02:45.205	56.364	+1.513	40.538	15.826
4	18:03:41.082	55.877	+1.026	40.108	15.769
5	18:04:36.411	55.329	+0.478	39.685	15.644
6	18:05:31.521	55.110	+0.259	39.437	15.673
7	18:06:26.372	54.851		39.330	15.521
8	18:07:27.949	1:01.577	+6.726	45.321	16.256
9	18:08:24.612	56.663	+1.812	40.768	15.895
10	18:09:20.491	55.879	+1.028	40.069	15.810

(814) Nina Aptsiauri

1	18:00:51.955	1:05.664	+8.856	48.832	16.832
2	18:01:50.728	58.773	+1.965	42.566	16.207
3	18:02:48.746	58.018	+1.210	41.958	16.060
4	18:03:46.483	57.737	+0.929	41.692	16.045
5	18:04:43.955	57.472	+0.664	41.535	15.937
6	18:05:41.155	57.200	+0.392	41.273	15.927
7	18:06:37.993	56.838	+0.030	40.943	15.895
8	18:07:34.801	56.808		40.866	15.942
9	18:08:32.256	57.455	+0.647	41.414	16.041
10	18:09:29.460	57.204	+0.396	41.141	16.063

(872) Tobias Burgstahler

1	18:00:52.479	1:05.965	+8.983	48.542	17.423
2	18:01:51.295	58.816	+1.834	42.502	16.314
3	18:02:49.036	57.741	+0.759	41.717	16.024
4	18:03:46.884	57.848	+0.866	41.722	16.126



INT. ADAC Kartrennen Mülsen

Lapchart

X30 SENIOR

Arena E Mülsen 1,315 Km

Qualifying Heat A/B

20.04.2024 18:00

Race (10 Laps) started at 17:59:43

Competitors	Laps										
	0	1	2	3	4	5	6	7	8	9	10
Kevin Lantinga (903)	1	903	903	903	903	903	810	810	810	810	810
Luis Esser (809)	2	809	810	810	810	810	903	903	903	903	903
Max Ohsenbrink (836)	3	836	809	833	833	833	833	833	833	833	833
Daniel Guinchar (810)	4	810	833	836	836	836	830	830	822	822	822
Jannik Rimmert (833)	5	833	836	830	830	822	822	822	830	830	823
Max Hezel (830)	6	830	830	809	822	830	836	823	823	823	830
Jarno Wiese (835)	7	835	822	822	809	823	823	902	902	902	836
Elia Weiss (822)	8	822	855	855	823	809	902	836	836	836	835
Jason Bralic (823)	9	823	844	823	902	902	809	809	809	809	835
Daniel Brozovic (902)	10	902	823	902	835	835	835	835	835	835	809
Lutz Ohsenbrink (829)	11	829	835	844	877	877	877	877	895	895	895
Niklas Hirsch (877)	12	877	902	835	844	895	895	895	877	877	877
Phil Colin Strenge (895)	13	895	877	877	895	844	876	876	876	876	876
Kevin Wagner (844)	14	844	829	895	876	876	844	844	844	844	855
Cemil Bayyati (876)	15	876	895	829	829	829	890	890	855	855	844
Maris Schulte (848)	16	848	845	876	855	855	845	821	890	821	821
Jan Waibel (845)	17	845	876	845	890	890	821	845	821	890	891
Colin Hahn (882)	18	882	848	848	845	845	829	891	845	891	890
Karl Schmiederer (811)	19	811	890	890	848	821	891	829	891	845	845
Manuel Wagner (821)	20	821	811	821	821	848	848	980	829	980	829
Benno Drelok (980)	21	980	821	891	891	891	811	811	980	829	829
Maximilian Engelstädter (817)	22	817	891	811	811	811	855	848	808	808	811
Hawk Baylaan White (898)	23	898	980	980	980	980	980	808	811	811	808
Leonard Hocker (890)	24	890	808	818	818	818	818	818	848	848	817
Matthy Vandebroek (818)	25	818	818	808	808	808	808	882	818	817	818
Luka Koullen (891)	26	891	898	882	882	882	882	817	882	818	843
Nina Aptsiauri (814)	27	814	817	817	817	843	843	843	817	843	827
Eric Wess (808)	28	808	882	843	843	817	817	827	843	827	882
Tobias Burgstahler (872)	29	872	843	814	827	827	827	855	827	882	814
Julius Berthold (827)	30	827	814	827	814	814	814	814	814	814	872
Luis Simon (843)	31	843	827	872	872	872	872	872	872	872	864
Matti Klasen (855)	32	855	872	864	864	864	864	864	864	864	864
Marc Gerstenkorn (864)	33	864	864								



DKM Round 1
X30 SENIOR
Mülsern
Ranking after Heats

Pos.	No.	Firstname	Lastname	Nat.		Nat		Sponsor	Total points			B	C	D
				Dri	Entrant	Ent	Make		QP	PTS	Diff.			
1	903	Kevin	Lantinga	NLD	J.K. Lantinga	NLD	Croc/IAME/Komet		1	94	--	50	44	
2	887	Torben	Gröndahl	DEU	CV Performance Group	DEU	KR/IAME/Komet	MSC Groß Dölln e.V. im ADAC	9	80	14	36	44	--
3	833	Jannik	Remmert	DEU	VDB Kart Racing	DEU	Tony Kart/IAME/Komet		7	77	17	--	36	41
4	836	Max	Ohsenbrink	DEU	KSL Racing Team	DEU	Alonso/IAME/Komet		2	76	18	44	--	32
5	812	Rocco	Curcio	DEU	Valier Motorsport	DEU	Energy/IAME/Komet		6	73	21	41	32	--
6	884	Davin	Singer	DEU	CV Performance Group	DEU	KR/IAME/Komet	ADAC Südbaden e.V.	12	72	22	34	38	--
7	822	Elia	Weiss	DEU	SIM-ON	DEU	Kosmic/IAME/Komet	DSK e.V. Ja zum Motorsport	14	70	24	32	--	38
8	823	Jason	Bralic	NLD	SIM-ON	DEU	Kosmic/IAME/Komet		16	69	25	--	41	28
9	902	Daniel	Brozovic	DEU	TR Motorsport	DEU	OTK/IAME/Komet		19	68	26	--	34	34
10	802	Nando	Weixelbaumer	AUT	TB Racing Team	DEU	KR/IAME/Komet		3	66	28	50	16	--
11	885	Carl	Luthardt	DEU	TB Racing Team	DEU	KR/IAME/Komet		21	64	30	38	26	--
12	864	Marc	Gerstenkorn	CHE	Kartshop Ampfing	DEU	Drago Corse/IAME/Komet		8	60	34	30	--	30
13	809	Luis	Esser	DEU	RMW Motorsport	DEU	OTK/IAME/Komet		4	54	40	--	28	26
14	877	Niklas	Hirsch	DEU	SIM-ON	DEU	Kosmic/IAME/Komet	MSC-Langenfeld e. V. im ADAC	20	53	41	28	--	25
15	876	Cemil	Bayyati	DEU	Dörr Motorsport	DEU	KR/IAME/Komet		25	53	41	--	30	23
16	853	Devin Leon	Ucar	DEU	Ebert Motorsport	DEU	Tony Kart /IAME/Komet	ADAC Pfalz e.V.	18	52	42	27	25	--
17	835	Jarno	Wiese	DEU	VDB Kart Racing	DEU	OTK/IAME/Komet		10	51	43	--	27	24
18	895	Phil Colin	Streng	DEU	Ebert Motorsport	DEU	LN/IAME/Komet	ADAC Württemberg e.V.	22	51	43	--	24	27
19	810	Daniel	Guinchart	GBR	SFR Motorsport	GBR	Birel Art/IAME/Vega		5	50	44	0	--	50
20	816	Elias	Schorneck	DEU	VDB Kart Racing	DEU	Tony Kart/IAME/Komet		15	48	46	25	23	--
21	855	Matti	Klasen	DEU	RMW Motorsport	DEU	Tony Kart/IAME/Komet	DSK e.V. Ja zum Motorsport	13	44	50	--	22	22
22	844	Kevin	Wagner	DEU	Valier Motorsport	DEU	Energy/IAME/Komet	MSC-Langenfeld e. V. im ADAC	23	44	50	26	--	18
23	821	Manuel	Wagner	DEU	RS-Motorsport	DEU	CRG/IAME/Komet		32	43	51	22	--	21
24	806	Moritz	Fischer	DEU	DUTT MOTORSPORT by FENSTER.COM	LUX	Tony Kart/IAME/Komet	ADAC Pfalz e.V.	39	43	51	24	19	--
25	830	Max	Hezel	DEU	CV Performance Group	DEU	KR/IAME/Komet	ADAC Hessen-Thüringen e.V.	11	42	52	6	--	36
26	829	Lutz	Ohsenbrink	DEU	KSL Racing Team	DEU	Alonso/IAME/Komet		17	42	52	23	--	19
27	845	Jan	Waibel	DEU	VDB Kart Racing	DEU	Tony Kart/IAME/Komet	ADAC Mittelrhein e.V.	31	38	56	--	18	20
28	980	Benno	Drelok	DEU	Rocco Drelok	DEU	Tony Kart/IAME/Komet		34	38	56	--	21	17
29	811	Karl	Schmiederer	DEU	RS-Motorsport	DEU	CRG/IAME/Komet		29	35	59	19	--	16
30	808	Eric	Wess	DEU	Kartshop Ampfing	DEU	Drago Corse/IAME/Komet		41	35	59	20	--	15
31	834	Moritz	Schwing	DEU	Team NKS	DEU	DR/IAME/Komet		42	30	64	18	12	--
32	820	Felix	Maurer	DEU	DUTT MOTORSPORT by FENSTER.com	LUX	Tony Kart/IAME/Komet		33	29	65	9	20	--
33	888	Louis	Schütze	DEU	RF Racing	DEU	KR/IAME/Komet		36	29	65	21	8	--
34	891	Luka	Koullen	NLD	PCH Racing	DEU	LN/IAME/Komet		38	29	65	16	--	13
35	818	Matthy	Vandebroek	DEU	VDB Kart Racing	DEU	Tony Kart/IAME/Komet		43	29	65	--	15	14
36	824	Noel	Honguero	DEU	VDB Kart Racing	DEU	Tony Kart/IAME/Komet		24	26	68	17	9	--
37	843	Luis	Simon	DEU	PCH Racing	DEU	LN/IAME/Komet		47	26	68	15	--	11
38	899	Luke	Neubauer	DEU	AT Motorsport	DEU	OTK/IAME/Komet		30	24	70	11	13	--
39	882	Colin	Hahn	DEU	Team Hemkemeyer	DEU	Falcon/IAME/		26	22	72	14	--	8
40	848	Maris	Schulte	DEU	ADAC Weser Ems e.V.	DEU	Tony Kart/IAME/Komet		28	22	72	--	17	5
41	817	Maximilian	Engelstädter	DEU	Dörr Motorsport	DEU	KR/IAME/Komet		35	22	72	13	--	9
42	827	Julius	Berthold	DEU	TB Racing Team	DEU	KR/IAME/Komet		44	22	72	12	--	10
43	815	Moritz	Wolber	DEU	NEES RACING	DEU	Maranello/IAME/Komet	ADAC Südbaden e.V.	45	19	75	8	11	--
44	898	Hawk Baylaan	White	GBR	AT Motorsport	DEU	Exprit/IAME/Komet		37	18	76	--	14	4
45	881	Jacob	Trost	DEU	DUTT MOTORSPORT by FENSTER.COI	LUX	Tony Kart/IAME/Komet	ADAC Hessen-Thüringen e.V.	27	17	77	10	7	--

Announcements: These results are provisional until the conclusion of any judicial and technical matters

Race Director Horst Seidel:



Timekeeping M. Riehmers:



Printed: 20.04.2024 19:54

Posted at: h




DKM Round 1
X30 SENIOR
Mülsen
Ranking after Heats


Pos. No.	Firstname	Lastname	Nat.		Nat.			Total points						
			Dri	Entrant	Ent	Make	Sponsor	QP	PTS	Diff.	B	A	B	
46	807	Marlon	Vatter	DEU	AT Motorsport	DEU	Exprit/IAME/Komet		48	17	77	7	10	--
47	890	Leonard	Hocker	DEU	RS-Motorsport	DEU	CRG/IAME/Komet		40	16	78	--	4	12
48	814	Nina	Aptsiauri	GEO	CRG Deutschland	DEU	CRG/IAME/Komet		46	13	81	--	6	7
49	872	Tobias	Burgstahler	DEU	Stern Motorsport	DEU	KR/IAME/Komet	ADAC Württemberg e.V.	49	11	83	--	5	6

Announcements: These results are provisional until the conclusion of any judicial and technical matters

Race Director Horst Seidel:



Timekeeping M. Riehmers:



Printed: 20.04.2024 19:54

Posted at: h



DKM Round 1		Track:	MülSEN		
Class: X30 SENIOR		Heat:	Super Heat A		
Date/Time: 21.04.2024 10:25		Laps:	12 lap	Edition 1	
	35	18		36	
	33	17		34	
	31	16		32	
	29	15		30	
	27	14		28	
Tobias Burgstahler	872	13		26	KR/IAME/Komet
Jacob Trost	881	12	Leonard Hocker	890	Kart/IAME/Komet
Maximilian Engelstädter	817	11	Moritz Wolber	815	CRG/IAME/Komet
Luis Simon	843	10	Colin Hahn	882	Maranello/IAME/Komet
Louis Schütze	888	9	Matthy Vandebroek	818	Falcon/IAME/Komet
Karl Schmiederer	811	8	Moritz Schwing	834	Kart/IAME/Komet
Max Hezel	830	7	Jan Waibel	845	CRG/IAME/Komet
Matti Klasen	855	6	Manuel Wagner	821	DR/IAME/Komet
Jarno Wiese	835	5	Daniel Guinhard	810	Kart/IAME/Komet
Luis Esser	809	4	Cemil Bayyati	876	Birel Art/IAME/Vega
Daniel Brozovic	902	3	Carl Luthardt	885	KR/IAME/Komet
Rocco Curcio	812	2	Elia Weiss	822	Kosmic/IAME/Komet
Kevin Lantinga	903	1	Jannik Remmert	833	Kart/IAME/Komet

Pole Position

printed 20.04.2024 19:54

DKM Round 1		Track:	MülSEN	Edition 1	
Class: X30 SENIOR		Heat:	Super Heat B		
Date/Time: 21.04.2024 10:50		Laps:	12 lap		
	35	18		36	
	33	17		34	
	31	16		32	
	29	15		30	
	27	14		28	
	25	13		26	
Marlon Vatter	807	12	Nina Aptsiauri	814	CRG/IAME/Komet
	23			24	
Julius Berthold	827	11	Hawk Baylaan White	898	Exprit/IAME/Komet
	21			22	
Luke Neubauer	899	10	Maris Schulte	848	Kart/IAME/Komet
	19			20	
Luka Koullen	891	9	Noel Honguero	824	Kart/IAME/Komet
	17			18	
Eric Wess	808	8	Felix Maurer	820	Kart/IAME/Komet
	15			16	
Lutz Ohsenbrink	829	7	Benno Drelok	980	Kart/IAME/Komet
	13			14	
Kevin Wagner	844	6	Moritz Fischer	806	Kart/IAME/Komet
	11			12	
Phil Colin Streng	895	5	Elias Schorneck	816	Kart/IAME/Komet
	9			10	
Niklas Hirsch	877	4	Devin Leon Ucar	853	Tony Kart /IAME/Komet
	7			8	
Nando Weixelbaumer	802	3	Marc Gerstenkorn	864	Corse/IAME/Komet
	5			6	
Davin Singer	884	2	Jason Bralic	823	Kosmic/IAME/Komet
	3			4	
Torben Gröndahl	887	1	Max Ohsenbrink	836	Alonso/IAME/Komet
	1			2	

Pole Position

printed 20.04.2024 19:54

X30 SENIOR

Warm Up Super Heat A

Track length: 1.315 Km

Session Started: 8:00:02

Best Lap by: 903 - Kevin Lantinga - 1:02.219

Rank	#	Driver	Nat	Sponsor Entrant	Nat	License E-License	Make	laps	Best Lap	Diff	In Lap	Penalty
1	903	Kevin Lantinga	NLD	J.K. Lantinga	NLD	ITE42585 IEL30038	Croc/IAME/Komet	7	1:02.219		6	
2	835	Jarno Wiese	DEU	VDB Kart Racing	DEU	ITE 40767 KBF10478	OTK/IAME/Komet	8	1:02.880	0.661	8	
3	830	Max Hezel	DEU	ADAC Hessen-Thüringen e.V. CV Performance Group	DEU	ITF38265 BIF38321	KR/IAME/Komet	8	1:02.994	0.775	8	
4	833	Jannik Remmert	DEU	VDB Kart Racing	DEU	ITE19994 KBF10478	Tony Kart/IAME/Komet	9	1:03.063	0.844	7	
5	822	Elia Weiss	DEU	DSK e.V. Ja zum Motorsport SIM-ON	DEU	ITG38504 KBF39246	Kosmic/IAME/Komet	6	1:03.337	1.118	6	
6	885	Carl Luthardt	DEU	TB Racing Team	DEU	ITE 37029 KBF38262	KR/IAME/Komet	7	1:03.714	1.495	7	
7	888	Louis Schütze	DEU	RF Racing	DEU	ITE 17941 KBF41358	KR/IAME/Komet	8	1:03.966	1.747	3	
8	818	Matthay Vandebroek	DEU	VDB Kart Racing	DEU	ITE 11491 KBF10478	Tony Kart/IAME/Komet	8	1:03.991	1.772	6	
9	876	Cemil Bayyati	DEU	Dörr Motorsport	DEU	ITG15366 BIF38420	KR/IAME/Komet	4	1:04.017	1.798	4	
10	881	Jacob Trost	DEU	ADAC Hessen-Thüringen e.V. DUTT MOTORSPORT by FENSTER.COM	LUX	NKA41233 IDCK867	Tony Kart/IAME/Komet	8	1:04.514	2.295	4	
11	882	Colin Hahn	DEU	Team Hemkemeyer	DEU	NKA25476 KBF42853	Falcon/IAME/	6	1:04.922	2.703	5	
12	834	Moritz Schwing	DEU	Team NKS	DEU	ITE 12057 KBF29153	DR/IAME/Komet	8	1:05.493	3.274	8	
13	872	Tobias Burgstahler	DEU	ADAC Württemberg e.V. Stern Motorsport	DEU	NKA38364 KBF38195	KR/IAME/Komet	8	1:05.505	3.286	8	
14	815	Moritz Wolber	DEU	ADAC Südbaden e.V. NEES RACING	DEU	NKA16641 BIF17863	Maranello/IAME/Komet	8	1:05.559	3.340	7	
15	817	Maximilian Engelstädter	DEU	Dörr Motorsport	DEU	NKA40565 BIF38420	KR/IAME/Komet	8	1:05.915	3.696	7	
16	843	Luis Simon	DEU	PCH Racing	DEU	NKA36581 39956	LN/IAME/Komet	6	1:06.377	4.158	4	
17	855	Matti Klasen	DEU	DSK e.V. Ja zum Motorsport RMW Motorsport	DEU	ITE13782 BIC39010	Tony Kart/IAME/Komet	1	1:06.605	4.386	1	
18	821	Manuel Wagner	DEU	RS-Motorsport	DEU	ITE 39259 BIF40372	CRG/IAME/Komet	7	1:10.678	8.459	7	
19	809	Luis Esser	DEU	RMW Motorsport	DEU	ITE 11661 KBF39010	OTK/IAME/Komet	5	1:11.200	8.981	5	
20	890	Leonard Hocker	DEU	RS-Motorsport	DEU	NKA22440 KBF40372	CRG/IAME/Komet	7	1:11.942	9.723	7	
21	902	Daniel Brozovic	DEU	TR Motorsport	DEU	ITE 42036 KBF23400	OTK/IAME/Komet	4	1:13.837	11.618	4	
22	811	Karl Schmiederer	DEU	RS-Motorsport	DEU	ITE39775 KBF40372	CRG/IAME/Komet	6	1:14.122	11.903	6	
23	812	Rocco Curcio	DEU	Valier Motorsport	DEU	ITE29607 KBF15727	Energy/IAME/Komet	3	1:15.038	12.819	3	
24	845	Jan Waibel	DEU	ADAC Mittelrhein e.V. VDB Kart Racing	DEU	NKA12495 KBF10478	Tony Kart/IAME/Komet	0			0	
25	810	Daniel Guinhard	GBR	SFR Motorsport	GBR	ITC-C292117 IBL368379	Birel Art/IAME/Vega	0			0	

Announcements

855 no transpondersignal


Timekeeper
M.Riehmers

Race Director
H.Seidel

Page 1/1

These results are provisional until the conclusion of any judicial and technical matters!

Printed: 21.04.2024 / 08:11



INT. ADAC Kartrennen Mülsen

X30 SENIOR

Arena E Mülsen 1,315 Km

Warm Up Super Heat A

21.04.2024 08:00

Practice (10:00 Time) started at 8:00:02

Lap	Time of Day	Lap Tm	Diff	S1 Tm	S2 Tm
(903) Kevin Lantinga					
1	8:02:37.873	1:06.512	+4.293	48.566	17.946
2	8:03:42.259	1:04.386	+2.167	46.789	17.597
3	8:04:45.545	1:03.286	+1.067	46.027	17.259
4	8:05:49.457	1:03.912	+1.693	45.788	18.124
5	8:06:53.115	1:03.658	+1.439	46.123	17.535
6	8:07:55.334	1:02.219		44.906	17.313
7	8:08:57.913	1:02.579	+0.360	45.207	17.372

(835) Jarno Wiese					
1	8:02:27.269	1:07.273	+4.393	48.569	18.704
2	8:03:32.184	1:04.915	+2.035	46.661	18.254
3	8:04:37.021	1:04.837	+1.957	47.080	17.757
4	8:05:42.185	1:05.164	+2.284	46.721	18.443
5	8:06:46.833	1:04.648	+1.768	46.936	17.712
6	8:07:50.973	1:04.140	+1.260	46.290	17.850
7	8:08:54.573	1:03.600	+0.720	45.824	17.776
8	8:09:57.453	1:02.880		45.442	17.438

(830) Max Hezel					
1	8:02:37.287	1:05.519	+2.525	47.438	18.081
2	8:03:43.476	1:06.189	+3.195	48.200	17.989
3	8:04:47.435	1:03.959	+0.965	46.073	17.886
4	8:05:51.492	1:04.057	+1.063	46.193	17.864
5	8:06:56.140	1:04.648	+1.654	46.371	18.277
6	8:08:00.100	1:03.960	+0.966	46.070	17.890
7	8:09:03.868	1:03.768	+0.774	45.754	18.014
8	8:10:06.862	1:02.994		45.332	17.662

(833) Jannik Remmert					
1	8:02:20.494	1:04.605	+1.542	47.004	17.601
2	8:03:26.825	1:06.331	+3.268	48.854	17.477
3	8:04:30.517	1:03.692	+0.629	46.053	17.639
4	8:05:40.494	1:09.977	+6.914	51.682	18.295
5	8:06:43.700	1:03.206	+0.143	45.764	17.442
6	8:07:46.969	1:03.269	+0.206	45.980	17.289
7	8:08:50.032	1:03.063		45.689	17.374
8	8:09:53.136	1:03.104	+0.041	45.757	17.347
9	8:10:56.363	1:03.227	+0.164	45.344	17.883

(822) Elia Weiss					
1	8:04:55.545	3:02.570	+1:59.233	47.498	18.096
2	8:06:00.476	1:04.931	+1.594	47.112	17.819
3	8:07:05.264	1:04.788	+1.451	46.701	18.087
4	8:08:09.495	1:04.231	+0.894	46.470	17.761
5	8:09:15.490	1:05.995	+2.658	47.808	18.187
6	8:10:18.827	1:03.337		45.522	17.815

(885) Carl Luthardt					
1	8:03:20.208	1:05.665	+1.951	47.374	18.291
2	8:04:25.491	1:05.283	+1.569	47.056	18.227
3	8:05:30.395	1:04.904	+1.190	47.128	17.776
4	8:06:34.911	1:04.516	+0.802	46.408	18.108
5	8:07:39.368	1:04.457	+0.743	46.828	17.629
6	8:08:43.580	1:04.212	+0.498	46.386	17.826
7	8:09:47.294	1:03.714		45.651	18.063

(888) Louis Schütze					
1	8:02:36.484	1:05.557	+1.591	47.091	18.466
2	8:03:42.497	1:06.013	+2.047	47.847	18.166
3	8:04:46.463	1:03.966		46.229	17.737
4	8:05:51.121	1:04.658	+0.692	46.540	18.118
5	8:06:56.345	1:05.224	+1.258	46.889	18.335
6	8:08:00.828	1:04.483	+0.517	46.839	17.644
7	8:09:07.367	1:06.539	+2.573	48.851	17.688
8	8:10:11.869	1:04.502	+0.536	46.565	17.937

(818) Matthy Vandebroek					
1	8:02:31.225	1:06.054	+2.063	47.693	18.361
2	8:03:36.408	1:05.183	+1.192	47.033	18.150
3	8:04:40.964	1:04.556	+0.565	46.433	18.123
4	8:05:45.811	1:04.847	+0.856	46.731	18.116

Lap	Time of Day	Lap Tm	Diff	S1 Tm	S2 Tm
5	8:06:51.907	1:06.096	+2.105	47.965	18.131
6	8:07:55.898	1:03.991		45.821	18.170
7	8:09:00.161	1:04.263	+0.272	46.340	17.923
8	8:10:04.390	1:04.229	+0.238	46.278	17.951

(876) Cemil Bayyati					
1	8:05:53.126	4:01.278	+2:57.261	49.108	18.014
2	8:07:00.293	1:07.167	+3.150	49.097	18.070
3	8:08:05.354	1:05.061	+1.044	46.963	18.098
4	8:09:09.371	1:04.017		45.840	18.177

(881) Jacob Trost					
1	8:02:33.656	1:10.063	+5.549	51.199	18.864
2	8:03:40.453	1:06.797	+2.283	48.322	18.475
3	8:04:46.102	1:05.649	+1.135	47.140	18.509
4	8:05:50.616	1:04.514		46.036	18.478
5	8:06:56.089	1:05.473	+0.959	46.816	18.657
6	8:08:02.506	1:06.417	+1.903	48.251	18.166
7	8:09:11.344	1:08.838	+4.324	50.431	18.407
8	8:10:16.087	1:04.743	+0.229	45.706	19.037

(882) Colin Hahn					
1	8:04:17.393	1:08.009	+3.087	49.494	18.515
2	8:05:22.564	1:05.171	+0.249	47.024	18.147
3	8:06:28.899	1:06.335	+1.413	47.515	18.820
4	8:07:34.632	1:05.733	+0.811	47.411	18.322
5	8:08:39.554	1:04.922		46.762	18.160
6	8:09:44.923	1:05.369	+0.447	47.159	18.210

(834) Moritz Schwing					
1	8:02:36.300	1:06.944	+1.451	48.367	18.577
2	8:03:44.133	1:07.833	+2.340	49.031	18.802
3	8:04:50.579	1:06.446	+0.953	48.275	18.171
4	8:05:56.290	1:05.711	+0.218	47.484	18.227
5	8:07:05.105	1:08.815	+3.322	49.829	18.986
6	8:08:10.693	1:05.588	+0.095	47.376	18.212
7	8:09:18.688	1:07.995	+2.502	48.248	19.747
8	8:10:24.181	1:05.493		47.155	18.338

(872) Tobias Burgstahler					
1	8:02:35.620	1:07.396	+1.891	48.774	18.622
2	8:03:43.086	1:07.466	+1.961	48.970	18.496
3	8:04:49.307	1:06.221	+0.716	47.913	18.308
4	8:05:55.710	1:06.403	+0.898	48.038	18.365
5	8:07:03.667	1:07.957	+2.452	48.765	19.192
6	8:08:09.886	1:06.219	+0.714	47.942	18.277
7	8:09:16.501	1:06.615	+1.110	48.348	18.267
8	8:10:22.006	1:05.505		47.173	18.332

(815) Moritz Wolber					
1	8:02:37.211	1:05.970	+0.411	47.631	18.339
2	8:03:44.076	1:06.865	+1.306	48.530	18.335
3	8:04:50.187	1:06.111	+0.552	47.716	18.395
4	8:05:56.249	1:06.062	+0.503	47.554	18.508
5	8:07:09.762	1:13.513	+7.954	48.318	25.195
6	8:08:15.895	1:06.133	+0.574	47.663	18.470
7	8:09:21.454	1:05.559		46.912	18.647
8	8:10:27.087	1:05.633	+0.074	47.275	18.358

(817) Maximilian Engelstädter					
1	8:03:03.170	1:10.661	+4.746	50.086	20.575
2	8:04:10.950	1:07.780	+1.865	48.858	18.922
3	8:05:18.759	1:07.809	+1.894	48.945	18.864
4	8:06:25.257	1:06.498	+0.583	47.869	18.629
5	8:07:32.470	1:07.213	+1.298	48.657	18.556
6	8:08:38.438	1:05.968	+0.053	47.666	18.302
7	8:09:44.353	1:05.915		47.499	18.416
8	8:10:50.718	1:06.365	+0.450	47.995	18.370

(843) Luis Simon					
1	8:05:27.392	3:30.474	+2:24.097	50.944	19.235
2	8:06:34.810	1:07.418	+1.041	48.671	18.747
3	8:07:41.711	1:06.901	+0.524	48.061	18.840

Orbits



INT. ADAC Kartrennen Mülsen

X30 SENIOR

Arena E Mülsen 1,315 Km

Warm Up Super Heat A

21.04.2024 08:00

Practice (10:00 Time) started at 8:00:02

Lap	Time of Day	Lap Tm	Diff	S1 Tm	S2 Tm	Lap	Time of Day	Lap Tm	Diff	S1 Tm	S2 Tm
4	8:08:48.088	1:06.377		47.545	18.832						
5	8:09:55.492	1:07.404	+1.027	48.597	18.807						
6	8:11:01.941	1:06.449	+0.072	47.886	18.563						

(855) Matti Klasen

1	8:03:30.704	1:06.605			
---	-------------	-----------------	--	--	--

(821) Manuel Wagner

1	8:03:11.505	1:19.789	+9.111	57.734	22.055
2	8:04:27.039	1:15.534	+4.856	54.655	20.879
3	8:05:41.171	1:14.132	+3.454	54.053	20.079
4	8:06:54.342	1:13.171	+2.493	52.489	20.682
5	8:08:07.212	1:12.870	+2.192	52.890	19.980
6	8:09:18.942	1:11.730	+1.052	51.515	20.215
7	8:10:29.620	1:10.678		51.007	19.671

(809) Luis Esser

1	8:04:13.874	1:16.760	+5.560	56.329	20.431
2	8:05:28.276	1:14.402	+3.202	54.062	20.340
3	8:06:41.552	1:13.276	+2.076	53.186	20.090
4	8:07:54.325	1:12.773	+1.573	52.999	19.774
5	8:09:05.525	1:11.200		51.582	19.618

(890) Leonard Hocker

1	8:03:04.116	1:22.966	+11.024	59.248	23.718
2	8:04:23.367	1:19.251	+7.309	58.250	21.001
3	8:05:40.559	1:17.192	+5.250	56.536	20.656
4	8:06:55.860	1:15.301	+3.359	55.019	20.282
5	8:08:08.557	1:12.697	+0.755	52.760	19.937
6	8:09:21.596	1:13.039	+1.097	53.028	20.011
7	8:10:33.538	1:11.942		52.102	19.840

(902) Daniel Brozovic

1	8:06:28.982	4:24.059	+3:10.222	58.965	20.822
2	8:07:44.378	1:15.396	+1.559	55.090	20.306
3	8:08:58.984	1:14.606	+0.769	54.353	20.253
4	8:10:12.821	1:13.837		53.963	19.874

(811) Karl Schmiederer

1	8:03:15.165	1:20.039	+5.917	57.693	22.346
2	8:04:34.317	1:19.152	+5.030	56.954	22.198
3	8:05:51.286	1:16.969	+2.847	55.532	21.437
4	8:07:09.938	1:18.652	+4.530	57.505	21.147
5	8:08:26.010	1:16.072	+1.950	55.401	20.671
6	8:09:40.132	1:14.122		52.996	21.126

(812) Rocco Curcio

1	8:07:05.164	1:20.700	+5.662	59.635	21.065
2	8:08:22.634	1:17.470	+2.432	56.659	20.811
3	8:09:37.672	1:15.038		55.092	19.946



X30 SENIOR

Warm Up Super Heat B

Track length: 1.315 Km

Session Started: 8:14:56

Best Lap by: 802 - Nando Weixelbaumer - 59,998

Rank	#	Driver	Nat	Sponsor Entrant	Nat	License E-License	Make	laps	Best Lap	Diff	In Lap	Penalty
1	802	Nando Weixelbaumer	AUT	TB Racing Team	DEU	ITEJK2078 KBF38262	KR/IAME/Komet	9	59.998		9	
2	895	Phil Colin Streng	DEU	ADAC Württemberg e.V. Ebert Motorsport	DEU	ITE42785 EL38528	LN/IAME/Komet	9	1:00.280	0.282	9	
3	877	Niklas Hirsch	DEU	MSC-Langenfeld e. V. im ADAC SIM-ON	DEU	ITF39320 KBF39246	Kosmic/IAME/Komet	9	1:01.241	1.243	8	
4	823	Jason Bralic	NLD	SIM-ON	DEU	ITG46957 KBF39246	Kosmic/IAME/Komet	8	1:01.646	1.648	7	
5	884	Davin Singer	DEU	ADAC Südbaden e.V. CV Performance Group	DEU	ITE 23384 BIF38321	KR/IAME/Komet	8	1:01.928	1.930	7	
6	836	Max Ohsenbrink	DEU	KSL Racing Team	DEU	ITE18670 KBF1304585	Alonso/IAME/Komet	8	1:02.085	2.087	8	
7	887	Torben Gröndahl	DEU	MSC Groß Dölln e.V. im ADAC CV Performance Group	DEU	ITC-C14120 BIF38321	KR/IAME/Komet	2	1:02.363	2.365	2	
8	824	Noel Honguero	DEU	VDB Kart Racing	DEU	NKA39248 KBF10478	Tony Kart/IAME/Komet	6	1:02.429	2.431	6	
9	806	Moritz Fischer	DEU	ADAC Pfalz e.V. DUTT MOTORSP. by FENSTER.COM	LUX	NKA26409 IBLK867	Tony Kart/IAME/Komet	8	1:02.597	2.599	7	
10	807	Marlon Vatter	DEU	AT Motorsport	DEU	ITF38543 KBF38543	Exprit/IAME/Komet	9	1:02.638	2.640	9	
11	898	Hawk Baylaan White	GBR	AT Motorsport	DEU	ITE40903 BIC38996	Exprit/IAME/Komet	7	1:02.781	2.783	5	
12	853	Devin Leon Ucar	DEU	ADAC Pfalz e.V. Ebert Motorsport	DEU	ITF40418 KBF38528	Tony Kart /IAME/Komet	5	1:02.888	2.890	5	
13	827	Julius Berthold	DEU	TB Racing Team	DEU	ITF38613 KBF38262	KR/IAME/Komet	8	1:02.962	2.964	6	
14	820	Felix Maurer	DEU	DUTT MOTORSPORT by FENSTER.com	LUX	NKA41244 IBLK867	Tony Kart/IAME/Komet	8	1:03.303	3.305	8	
15	829	Lutz Ohsenbrink	DEU	KSL Racing Team	DEU	ITE40759 KBF1304585	Alonso/IAME/Komet	8	1:03.800	3.802	8	
16	814	Nina Aptsiauri	GEO	CRG Deutschland	DEU	ITF230054 KBF18122	CRG/IAME/Komet	8	1:05.026	5.028	8	
17	816	Elias Schorneck	DEU	VDB Kart Racing	DEU	ITE40538 KBF10478	Tony Kart/IAME/Komet	7	1:05.457	5.459	7	
18	844	Kevin Wagner	DEU	MSC-Langenfeld e. V. im ADAC Valier Motorsport	DEU	ITE 11828 KBF39300	Energy/IAME/Komet	5	1:05.560	5.562	2	
19	899	Luke Neubauer	DEU	AT Motorsport	DEU	NKA16390 KBF38996	OTK/IAME/Komet	8	1:06.043	6.045	8	
20	980	Benno Drelok	DEU	Rocco Drelok	DEU	NKA10580 BEK1204567	Tony Kart/IAME/Komet	2	1:06.177	6.179	2	
21	891	Luka Koullen	NLD	PCH Racing	DEU	NKA50483 BIF39956	LN/IAME/Komet	3	1:10.226	10.228	3	
22	848	Maris Schulte	DEU	ADAC Weser Ems e.V.	DEU	ITE39178 BIC38765	Tony Kart/IAME/Komet	6	1:10.610	10.612	3	
23	808	Eric Wess	DEU	Kartshop Ampfing	DEU	NKA38485 KBF25142	Drago Corse/IAME/Komet	2	1:17.377	17.379	2	
24	864	Marc Gerstenkorn	CHE	Kartshop Ampfing	DEU	ITF375 BIF25142	Drago Corse/IAME/Komet	0			0	


Timekeeper
M.Riehmers

Race Director
H.Seidel

Page 1/1

These results are provisional until the conclusion of any judicial and technical matters!

Printed: 21.04.2024 / 08:26



INT. ADAC Kartrennen Mülsen

X30 SENIOR

Arena E Mülsen 1,315 Km

Warm Up Super Heat B

21.04.2024 08:15

Practice (10:00 Time) started at 8:14:56

Lap	Time of Day	Lap Tm	Diff	S1 Tm	S2 Tm
(802) Nando Weixelbaumer					
1	8:17:17.959	1:04.042	+4.044	46.480	17.562
2	8:18:20.199	1:02.240	+2.242	44.618	17.622
3	8:19:21.434	1:01.235	+1.237	44.123	17.112
4	8:20:23.601	1:02.167	+2.169	45.052	17.115
5	8:21:25.680	1:02.079	+2.081	44.871	17.208
6	8:22:29.634	1:03.954	+3.956	46.335	17.619
7	8:23:30.635	1:01.001	+1.003	43.884	17.117
8	8:24:32.863	1:02.228	+2.230	45.073	17.155
9	8:25:32.861	59.998		42.945	17.053

(895) Phil Colin Strenge					
1	8:17:27.213	1:03.646	+3.366	45.880	17.766
2	8:18:30.639	1:03.426	+3.146	45.835	17.591
3	8:19:33.940	1:03.301	+3.021	45.940	17.361
4	8:20:37.305	1:03.365	+3.085	45.333	18.032
5	8:21:39.831	1:02.526	+2.246	44.807	17.719
6	8:22:41.029	1:01.198	+0.918	43.847	17.351
7	8:23:42.316	1:01.287	+1.007	43.839	17.448
8	8:24:42.895	1:00.579	+0.299	43.385	17.194
9	8:25:43.175	1:00.230		43.318	16.962

(877) Niklas Hirsch					
1	8:17:26.698	1:04.881	+3.640	47.040	17.841
2	8:18:29.346	1:02.648	+1.407	45.000	17.648
3	8:19:31.783	1:02.437	+1.196	44.575	17.862
4	8:20:34.855	1:03.072	+1.831	45.325	17.747
5	8:21:37.550	1:02.695	+1.454	44.868	17.827
6	8:22:39.645	1:02.095	+0.854	44.268	17.827
7	8:23:41.263	1:01.618	+0.377	43.960	17.658
8	8:24:42.504	1:01.241		43.631	17.610
9	8:25:44.148	1:01.644	+0.403	43.619	18.025

(823) Jason Braic					
1	8:17:27.097	1:05.730	+4.084	47.945	17.785
2	8:18:30.510	1:03.413	+1.767	45.835	17.578
3	8:19:32.588	1:02.078	+0.432	44.482	17.596
4	8:20:37.077	1:04.489	+2.843	46.292	18.197
5	8:21:43.051	1:05.974	+4.328	48.275	17.699
6	8:22:45.667	1:02.616	+0.970	44.919	17.697
7	8:23:47.313	1:01.646		44.031	17.615
8	8:24:48.978	1:01.665	+0.019	44.196	17.469

(884) Davin Singer					
1	8:17:52.349	1:07.704	+5.776	49.112	18.592
2	8:18:55.879	1:03.530	+1.602	45.799	17.731
3	8:19:58.964	1:03.085	+1.157	45.238	17.847
4	8:21:03.904	1:04.940	+3.012	46.274	18.666
5	8:22:06.031	1:02.127	+0.199	44.725	17.402
6	8:23:08.020	1:01.989	+0.061	44.303	17.686
7	8:24:09.948	1:01.928		44.084	17.844
8	8:25:12.241	1:02.293	+0.365	44.328	17.965

(836) Max Ohsenbrink					
1	8:17:46.073	1:11.008	+8.923	51.034	19.974
2	8:18:55.480	1:09.407	+7.322	50.250	19.157
3	8:20:01.701	1:06.221	+4.136	47.109	19.112
4	8:21:07.594	1:05.893	+3.808	46.251	19.642
5	8:22:11.109	1:03.515	+1.430	45.188	18.327
6	8:23:14.573	1:03.464	+1.379	45.141	18.323
7	8:24:17.135	1:02.562	+0.477	44.277	18.285
8	8:25:19.220	1:02.085		43.836	18.249

(887) Torben Gröndahl					
1	8:21:37.534	4:58.243	+3:55.880	55.881	17.980
2	8:22:39.897	1:02.363		44.799	17.564

(824) Noel Hongoero					
1	8:17:30.980	1:05.525	+3.096	47.146	18.379
2	8:18:35.538	1:04.558	+2.129	46.353	18.205
3	8:19:39.321	1:03.783	+1.354	45.539	18.244
4	8:20:42.256	1:02.935	+0.506	45.320	17.615

Lap	Time of Day	Lap Tm	Diff	S1 Tm	S2 Tm
5	8:22:12.755	1:30.499	+28.070	1:12.754	17.745
6	8:23:15.184	1:02.429		44.756	17.673

(806) Moritz Fischer					
1	8:17:44.396	1:06.954	+4.357	48.782	18.172
2	8:18:49.527	1:05.131	+2.534	47.132	17.999
3	8:19:52.751	1:03.224	+0.627	45.301	17.923
4	8:20:55.962	1:03.211	+0.614	45.244	17.967
5	8:21:59.282	1:03.320	+0.723	45.420	17.900
6	8:23:01.916	1:02.634	+0.037	44.634	18.000
7	8:24:04.513	1:02.597		44.620	17.977
8	8:25:08.665	1:04.152	+1.555	46.161	17.991

(807) Marlon Vatter					
1	8:17:20.878	1:04.260	+1.622	46.223	18.037
2	8:18:24.412	1:03.534	+0.896	45.207	18.327
3	8:19:28.556	1:04.144	+1.506	45.775	18.369
4	8:20:35.948	1:07.392	+4.754	49.234	18.158
5	8:21:44.023	1:08.075	+5.437	50.124	17.951
6	8:22:47.977	1:03.954	+1.316	45.879	18.075
7	8:23:50.815	1:02.838	+0.200	44.848	17.990
8	8:24:53.876	1:03.061	+0.423	44.603	18.458
9	8:25:56.514	1:02.638		44.604	18.034

(898) Hawk Baylaan White					
1	8:17:26.641	1:04.539	+1.758	46.650	17.889
2	8:18:30.455	1:03.814	+1.033	45.907	17.907
3	8:19:33.751	1:03.296	+0.515	45.219	18.077
4	8:20:37.162	1:03.411	+0.630	44.917	18.494
5	8:21:39.943	1:02.781		44.858	17.923
6	8:22:43.468	1:03.525	+0.744	45.593	17.932
7	8:23:46.526	1:03.058	+0.277	45.161	17.897

(853) Devin Leon Ucar					
1	8:17:48.475	1:06.006	+3.118	47.863	18.143
2	8:18:54.914	1:06.439	+3.551	47.942	18.497
3	8:19:58.900	1:03.986	+1.098	46.031	17.955
4	8:21:03.419	1:04.519	+1.631	46.167	18.352
5	8:22:06.307	1:02.888		45.116	17.772

(827) Julius Berthold					
1	8:17:39.445	1:06.453	+3.491	48.022	18.431
2	8:18:44.233	1:04.788	+1.826	46.483	18.305
3	8:19:48.409	1:04.176	+1.214	46.182	17.994
4	8:20:52.133	1:03.724	+0.762	45.673	18.051
5	8:21:56.275	1:04.142	+1.180	46.132	18.010
6	8:22:59.237	1:02.962		45.074	17.888
7	8:24:02.887	1:03.650	+0.688	45.717	17.933
8	8:25:06.243	1:03.356	+0.394	45.558	17.798

(820) Felix Maurer					
1	8:17:31.118	1:04.466	+1.163	46.320	18.146
2	8:18:35.107	1:03.989	+0.686	45.971	18.018
3	8:19:39.130	1:04.023	+0.720	45.812	18.211
4	8:20:43.169	1:04.039	+0.736	46.257	17.782
5	8:21:46.678	1:03.509	+0.206	45.715	17.794
6	8:22:50.331	1:03.653	+0.350	45.230	18.423
7	8:23:54.244	1:03.913	+0.610		
8	8:24:57.547	1:03.303		45.245	18.058

(829) Lutz Ohsenbrink					
1	8:17:56.790	1:14.053	+10.253	53.277	20.776
2	8:19:07.634	1:10.844	+7.044	51.282	19.562
3	8:20:16.050	1:08.416	+4.616	49.137	19.279
4	8:21:23.978	1:07.928	+4.128	48.416	19.512
5	8:22:30.349	1:06.371	+2.571	47.618	18.753
6	8:23:35.180	1:04.831	+1.031	46.280	18.551
7	8:24:38.994	1:03.814	+0.014	45.085	18.729
8	8:25:42.794	1:03.800		45.113	18.687

(814) Nina Aptsiauri					
1	8:17:55.622	1:13.119	+8.093	53.306	19.813
2	8:19:03.481	1:07.859	+2.833	49.368	18.491

Orbits



INT. ADAC Kartrennen Mülsen

X30 SENIOR

Arena E Mülsen 1,315 Km

Warm Up Super Heat B

21.04.2024 08:15

Practice (10:00 Time) started at 8:14:56

Lap	Time of Day	Lap Tm	Diff	S1 Tm	S2 Tm	Lap	Time of Day	Lap Tm	Diff	S1 Tm	S2 Tm
3	8:20:09.877	1:06.396	+1.370	48.072	18.324						
4	8:21:15.930	1:06.053	+1.027	47.790	18.263						
5	8:22:22.208	1:06.278	+1.252	48.199	18.079						
6	8:23:28.069	1:05.861	+0.835	47.191	18.670						
7	8:24:33.657	1:05.588	+0.562	47.543	18.045						
8	8:25:38.683	1:05.026		46.940	18.086						

(816) Elias Schorneck

1	8:18:59.106	1:15.548	+10.091	54.561	20.987
2	8:20:11.852	1:12.746	+7.289	52.182	20.564
3	8:21:20.211	1:08.359	+2.902	49.125	19.234
4	8:22:26.841	1:06.630	+1.173	47.902	18.728
5	8:23:33.367	1:06.526	+1.069	47.639	18.887
6	8:24:39.065	1:05.698	+0.241	46.784	18.914
7	8:25:44.522	1:05.457		46.313	19.144

(844) Kevin Wagner

1	8:17:18.848	1:05.848	+0.288	47.248	18.600
2	8:18:24.408	1:05.560		46.716	18.844
3	8:19:30.228	1:05.820	+0.260	46.766	19.054
4	8:21:09.521	1:39.293	+33.733	47.394	51.899
5	8:22:16.348	1:06.827	+1.267	47.050	19.777

(899) Luke Neubauer

1	8:17:52.324	1:16.019	+9.976	55.368	20.651
2	8:19:04.956	1:12.632	+6.589	52.237	20.395
3	8:20:15.255	1:10.299	+4.256	50.457	19.842
4	8:21:23.908	1:08.653	+2.610	48.967	19.686
5	8:22:32.205	1:08.297	+2.254	49.253	19.044
6	8:23:39.625	1:07.420	+1.377	47.706	19.714
7	8:24:46.253	1:06.628	+0.585	47.445	19.183
8	8:25:52.296	1:06.043		46.993	19.050

(980) Benno Drelok

1	8:17:35.512	1:07.165	+0.988	48.919	18.246
2	8:18:41.689	1:06.177		47.731	18.446

(891) Luka Koullen

1	8:17:56.371	1:17.254	+7.028	56.474	20.780
2	8:19:09.563	1:13.192	+2.966	52.782	20.410
3	8:20:19.789	1:10.226		50.410	19.816

(848) Maris Schulte

1	8:19:16.420	1:15.746	+5.136	54.866	20.880
2	8:20:29.114	1:12.694	+2.084	52.908	19.786
3	8:21:39.724	1:10.610		50.412	20.198
4	8:22:50.983	1:11.259	+0.649	50.949	20.310
5	8:24:02.245	1:11.262	+0.652	51.172	20.090
6	8:25:14.867	1:12.622	+2.012	50.031	22.591

(808) Eric Wess

1	8:17:53.248	1:18.997	+1.620	57.786	21.211
2	8:19:10.625	1:17.377		56.688	20.689

X30 SENIOR

Super Heat Group A

Track length: 1.315 Km

Race Started: 10:27:31

Best Lap by: 830 - Max Hezel - 52.975


Rank	#	Driver	Nat	Sponsor Entrant	Nat	License E-License	Make	laps	T. Time Diff	Best Lap	Penalty	Points
1	0	Kevin Lantinga	NLD	J.K. Lantinga	NLD	ITE42585 IEL30038	Croc/IAME/Komet	12	10:51.773	53.131		75
2	2	Elia Weiss	DEU	DSK e.V. Ja zum Motorsport SIM-ON	DEU	ITG38504 KBF39246	Kosmic/IAME/Komet	12	10:51.950 0.177	53.218		69
3	10	Max Hezel	DEU	ADAC Hessen-Thüringen e.V. CV Performance Group	DEU	ITF38265 BIF38321	KR/IAME/Komet	12	10:52.011 0.238	52.975		63
4	1	Daniel Brozovic	DEU	TR Motorsport	DEU	ITE 42036 KBF23400	OTK/IAME/Komet	12	10:52.462 0.689	53.262		57
5	5	Daniel Guinchar	GBR	SFR Motorsport	GBR	ITC-C292117 IBL368379	Birel Art/IAME/Vega	12	10:55.851 4.078	53.617		51
6	-4	Jannik Remmert	DEU	VDB Kart Racing	DEU	ITE19994 KBF10478	Tony Kart/IAME/Komet	12	10:56.033 4.260	53.567		48
7	1	Cemil Bayyati	DEU	Dörr Motorsport	DEU	ITG15366 BIF38420	KR/IAME/Komet	12	10:56.492 4.719	53.551		45
8	16	Leonard Hocker	DEU	RS-Motorsport	DEU	NKA22440 KBF40372	CRG/IAME/Komet	12	10:56.545 4.772	53.529		42
9	2	Matti Klasen	DEU	DSK e.V. Ja zum Motorsport RMW Motorsport	DEU	ITE13782 BIC39010	Tony Kart/IAME/Komet	12	11:01.069 9.296	53.647		39
10	-7	Rocco Curcio	DEU	Valier Motorsport	DEU	ITE29607 KBF15727	Energy/IAME/Komet	12	11:01.104 9.331	53.203	+ 5 sec	36
11	1	Manuel Wagner	DEU	RS-Motorsport	DEU	ITE 39259 BIF40372	CRG/IAME/Komet	12	11:01.831 10.058	53.691	+ 5 sec	34
12	-5	Luis Esser	DEU	RMW Motorsport	DEU	ITE 11661 KBF39010	OTK/IAME/Komet	12	11:02.387 10.614	53.864	+ 5 sec	32
13	-7	Carl Luthardt	DEU	TB Racing Team	DEU	ITE 37029 KBF38262	KR/IAME/Komet	12	11:02.439 10.666	53.540		30
14	8	Moritz Wolber	DEU	ADAC Südbaden e.V. NEES RACING	DEU	NKA16641 BIF17863	Maranello/IAME/Komet	12	11:02.455 10.682	53.639		28
15	2	Louis Schütze	DEU	RF Racing	DEU	ITE 17941 KBF41358	KR/IAME/Komet	12	11:02.678 10.905	53.876		26
16	2	Matthij Vandebroek	DEU	VDB Kart Racing	DEU	ITE 11491 KBF10478	Tony Kart/IAME/Komet	12	11:07.603 15.830	54.150		24
17	-8	Jarno Wiese	DEU	VDB Kart Racing	DEU	ITE 40767 KBF10478	OTK/IAME/Komet	12	11:07.745 15.972	53.306	+ 5 sec	22
18	1	Luis Simon	DEU	PCH Racing	DEU	NKA36581 39956	LN/IAME/Komet	12	11:19.255 27.482	55.038		20
19	4	Jacob Trost	DEU	ADAC Hessen-Thüringen e.V. DUTT MOTORSPORT by FENSTER.COM	LUX	NKA41233 IDCK867	Tony Kart/IAME/Komet	12	11:19.542 27.769	54.848		18
20	-5	Karl Schmiederer	DEU	RS-Motorsport	DEU	ITE39775 KBF40372	CRG/IAME/Komet	12	11:20.055 28.282	55.451		17
21	-1	Colin Hahn	DEU	Team Hemkemeyer	DEU	NKA25476 KBF42853	Falcon/IAME/	12	11:23.036 31.263	54.708	+ 5 sec	16
22	3	Tobias Burgstahler	DEU	ADAC Württemberg e.V. Stern Motorsport	DEU	NKA38364 KBF38195	KR/IAME/Komet	12	11:23.044 31.271	55.554		15
23	-7	Moritz Schwing	DEU	Team NKS	DEU	ITE 12057 KBF29153	DR/IAME/Komet	2	1:58.992 10 Laps	56.232		14
24	-3	Maximilian Engelstädter	DEU	Dörr Motorsport	DEU	NKA40565 BIF38420	KR/IAME/Komet	0	7.017 12 Laps		+ 5 sec	13
25	-11	Jan Waibel	DEU	ADAC Mittelrhein e.V. VDB Kart Racing	DEU	NKA12495 KBF10478	Tony Kart/IAME/Komet	0				12

Announcements

821,812,809,882,817 + 5 sec front fairing

835 + 5 sec push

Timekeeper
M.Riehmers




Race Director
H.Seidel



Page 1/1

These results are provisional until the conclusion of any judicial and technical matters!

Printed: 21.04.2024 / 10:53



INT. ADAC Kartrennen Mülsen

X30 SENIOR

Arena E Mülsen 1,315 Km

Super Heat Group A

21.04.2024 10:25

Race (12 Laps) started at 10:27:31

Lap	Time of Day	Lap Tm	Diff	S1 Tm	S2 Tm
(903) Kevin Lantinga					
1	10:28:28.043	56.910	+3.779	41.531	15.379
2	10:29:22.490	54.447	+1.316	39.179	15.268
3	10:30:17.424	54.934	+1.803	39.721	15.213
4	10:31:11.386	53.962	+0.831	38.864	15.098
5	10:32:06.658	55.272	+2.141	40.099	15.173
6	10:33:00.318	53.660	+0.529	38.503	15.157
7	10:33:53.967	53.649	+0.518	38.491	15.158
8	10:34:47.331	53.364	+0.233	38.236	15.128
9	10:35:41.428	54.097	+0.966	38.883	15.214
10	10:36:36.033	54.605	+1.474	39.483	15.122
11	10:37:29.164	53.131		37.954	15.177
12	10:38:22.906	53.742	+0.611	38.539	15.203

(822) Elia Weiss					
1	10:28:28.675	57.281	+4.063	41.843	15.438
2	10:29:22.826	54.151	+0.933	38.943	15.208
3	10:30:17.003	54.177	+0.959	38.831	15.346
4	10:31:11.159	54.156	+0.938	39.120	15.036
5	10:32:07.067	55.908	+2.690	40.845	15.063
6	10:33:00.872	53.805	+0.587	38.634	15.171
7	10:33:54.629	53.757	+0.539	38.611	15.146
8	10:34:47.847	53.218		38.178	15.040
9	10:35:41.802	53.955	+0.737	38.790	15.165
10	10:36:35.857	54.055	+0.837	38.876	15.179
11	10:37:29.375	53.518	+0.300	38.465	15.053
12	10:38:23.083	53.708	+0.490	38.608	15.100

(830) Max Hezel					
1	10:28:30.638	58.717	+5.742	43.370	15.347
2	10:29:25.476	54.838	+1.863	39.627	15.211
3	10:30:20.598	55.122	+2.147	39.874	15.248
4	10:31:14.692	54.094	+1.119	38.876	15.218
5	10:32:08.370	53.678	+0.703	38.621	15.057
6	10:33:02.140	53.770	+0.795	38.710	15.060
7	10:33:55.449	53.309	+0.334	38.197	15.112
8	10:34:48.424	52.975		37.928	15.047
9	10:35:42.197	53.773	+0.798	38.309	15.464
10	10:36:36.414	54.217	+1.242	39.107	15.110
11	10:37:29.933	53.519	+0.544	38.390	15.129
12	10:38:23.144	53.211	+0.236	38.255	14.956

(902) Daniel Brozovic					
1	10:28:29.792	58.269	+5.007	43.034	15.235
2	10:29:25.202	55.410	+2.148	40.178	15.175
3	10:30:19.032	53.830	+0.568	38.724	15.106
4	10:31:13.273	54.241	+0.979	39.064	15.177
5	10:32:08.216	54.943	+1.681	39.557	15.386
6	10:33:01.940	53.724	+0.462	38.683	15.041
7	10:33:55.603	53.663	+0.401	38.665	14.998
8	10:34:48.900	53.297	+0.035	38.307	14.990
9	10:35:42.347	53.447	+0.185	38.114	15.333
10	10:36:36.462	54.115	+0.853	39.038	15.077
11	10:37:30.333	53.871	+0.609	38.771	15.100
12	10:38:23.595	53.262		38.225	15.037

(810) Daniel Guinchart					
1	10:28:28.945	57.341	+3.724	42.072	15.269
2	10:29:23.135	54.190	+0.573	39.015	15.175
3	10:30:17.198	54.063	+0.446	38.915	15.148
4	10:31:11.021	53.823	+0.206	38.535	15.288
5	10:32:05.921	54.900	+1.283	39.542	15.358
6	10:32:59.706	53.785	+0.168	38.508	15.277
7	10:33:53.522	53.816	+0.199	38.497	15.319
8	10:34:47.139	53.617		38.358	15.259
9	10:35:41.584	54.445	+0.828	39.246	15.199
10	10:36:36.372	54.788	+1.171	39.636	15.152
11	10:37:31.577	55.205	+1.588	39.863	15.342
12	10:38:26.984	55.407	+1.790	40.007	15.400

(833) Jannik Remmert					
1	10:28:28.817	57.507	+3.940	42.070	15.437

Lap	Time of Day	Lap Tm	Diff	S1 Tm	S2 Tm
2	10:29:23.530	54.713	+1.146	39.518	15.195
3	10:30:17.616	54.086	+0.519	38.917	15.169
4	10:31:11.914	54.298	+0.731	39.109	15.189
5	10:32:08.023	56.109	+2.542	40.734	15.375
6	10:33:02.936	54.913	+1.346	39.748	15.165
7	10:33:56.771	53.835	+0.268	38.598	15.237
8	10:34:50.542	53.771	+0.204	38.475	15.296
9	10:35:44.109	53.567		38.300	15.267
10	10:36:38.193	54.084	+0.517	38.752	15.332
11	10:37:32.047	53.854	+0.287	38.665	15.189
12	10:38:27.166	55.119	+1.552	39.841	15.278

(876) Cemil Bayyati					
1	10:28:29.331	57.821	+4.270	42.445	15.376
2	10:29:23.880	54.549	+0.998	39.315	15.234
3	10:30:17.855	53.975	+0.424	38.926	15.049
4	10:31:11.525	53.670	+0.119	38.592	15.078
5	10:32:06.946	55.421	+1.870	40.238	15.183
6	10:33:00.994	54.048	+0.497	39.001	15.047
7	10:33:54.709	53.715	+0.164	38.657	15.058
8	10:34:48.260	53.551		38.362	15.189
9	10:35:42.294	54.034	+0.483	38.621	15.413
10	10:36:37.218	54.924	+1.373	39.690	15.234
11	10:37:31.572	54.354	+0.803	39.276	15.078
12	10:38:27.625	56.053	+2.502	40.733	15.320

(890) Leonard Hocker					
1	10:28:32.076	59.319	+5.790	43.699	15.620
2	10:29:26.930	54.854	+1.325	39.574	15.280
3	10:30:21.927	54.997	+1.468	39.821	15.176
4	10:31:16.011	54.084	+0.555	39.034	15.050
5	10:32:10.962	54.951	+1.422	39.822	15.129
6	10:33:04.682	53.720	+0.191	38.582	15.138
7	10:33:58.527	53.845	+0.316	38.739	15.106
8	10:34:52.056	53.529		38.509	15.020
9	10:35:46.274	54.218	+0.689	39.169	15.049
10	10:36:40.173	53.899	+0.370	38.681	15.218
11	10:37:33.928	53.755	+0.226	38.581	15.174
12	10:38:27.678	53.750	+0.221	38.716	15.034

(855) Matti Klasen					
1	10:28:34.912	1:03.054	+9.407	47.437	15.617
2	10:29:30.192	55.280	+1.633	40.000	15.280
3	10:30:25.552	55.360	+1.713	39.994	15.366
4	10:31:19.793	54.241	+0.594	39.005	15.236
5	10:32:14.080	54.287	+0.640	38.974	15.313
6	10:33:07.966	53.886	+0.239	38.669	15.217
7	10:34:01.767	53.801	+0.154	38.555	15.246
8	10:34:55.743	53.976	+0.329	38.793	15.183
9	10:35:49.390	53.647		38.398	15.249
10	10:36:43.711	54.321	+0.674	39.162	15.159
11	10:37:37.970	54.259	+0.612	38.851	15.408
12	10:38:32.202	54.232	+0.585	38.751	15.481

(812) Rocco Curcio					
1	10:28:29.738	58.535	+5.332	43.147	15.388
2	10:29:25.264	55.526	+2.323	40.330	15.196
3	10:30:19.142	53.878	+0.675	38.843	15.035
4	10:31:13.036	53.894	+0.691	38.659	15.235
5	10:32:08.084	55.048	+1.845	39.701	15.347
6	10:33:02.448	54.364	+1.161	39.310	15.054
7	10:33:56.127	53.679	+0.476	38.538	15.141
8	10:34:49.651	53.524	+0.321	38.351	15.173
9	10:35:42.854	53.203		38.090	15.113
10	10:36:36.713	53.859	+0.656	38.774	15.085
11	10:37:32.825	56.112	+2.909	40.667	15.445
12	10:38:27.237	54.412	+1.209	39.282	15.130

(821) Manuel Wagner					
1	10:28:31.251	59.445	+5.754	43.747	15.698
2	10:29:26.449	55.198	+1.507	39.837	15.361
3	10:30:21.750	55.301	+1.610	39.983	15.318
4	10:31:15.918	54.168	+0.477	38.940	15.228

Orbits



INT. ADAC Kartrennen Mülsen

X30 SENIOR

Arena E Mülsen 1,315 Km

Super Heat Group A

21.04.2024 10:25

Race (12 Laps) started at 10:27:31

Lap	Time of Day	Lap Tm	Diff	S1 Tm	S2 Tm
5	10:32:10.610	54.692	+1.001	39.317	15.375
6	10:33:04.461	53.851	+0.160	38.557	15.294
7	10:33:58.277	53.816	+0.125	38.508	15.308
8	10:34:51.988	53.711	+0.020	38.412	15.299
9	10:35:46.136	54.148	+0.457	38.815	15.333
10	10:36:40.468	54.332	+0.641	39.041	15.291
11	10:37:34.273	53.805	+0.114	38.582	15.223
12	10:38:27.964	53.691		38.531	15.160

(809) Luis Esser

1	10:28:31.273	59.638	+5.774	44.117	15.521
2	10:29:25.818	54.545	+0.681	39.460	15.085
3	10:30:21.177	55.359	+1.495	40.214	15.145
4	10:31:15.338	54.161	+0.297	39.052	15.109
5	10:32:09.202	53.864		38.725	15.139
6	10:33:03.545	54.343	+0.479	39.078	15.265
7	10:33:57.470	53.925	+0.061	38.738	15.187
8	10:34:51.821	54.351	+0.487	39.066	15.285
9	10:35:46.500	54.679	+0.815	39.483	15.196
10	10:36:40.774	54.274	+0.410	39.002	15.272
11	10:37:34.654	53.880	+0.016	38.795	15.085
12	10:38:28.520	53.866	+0.002	38.748	15.118

(885) Carl Luthardt

1	10:28:30.382	58.954	+5.414	43.492	15.462
2	10:29:25.749	55.367	+1.827	40.118	15.249
3	10:30:22.530	56.781	+3.241	41.328	15.453
4	10:31:19.624	57.094	+3.554	41.534	15.560
5	10:32:14.398	54.774	+1.234	39.563	15.211
6	10:33:08.036	53.638	+0.098	38.630	15.008
7	10:34:01.940	53.904	+0.364	38.792	15.112
8	10:34:55.480	53.540		38.379	15.161
9	10:35:49.223	53.743	+0.203	38.491	15.252
10	10:36:43.524	54.301	+0.761	39.145	15.156
11	10:37:38.331	54.807	+1.267	39.428	15.379
12	10:38:33.572	55.241	+1.701	39.518	15.723

(815) Moritz Wolber

1	10:28:36.389	1:03.728	+10.089	47.799	15.929
2	10:29:32.174	55.785	+2.146	40.106	15.679
3	10:30:28.195	56.021	+2.382	39.593	16.428
4	10:31:23.022	54.827	+1.188	39.645	15.182
5	10:32:17.103	54.081	+0.442	38.848	15.233
6	10:33:10.901	53.798	+0.159	38.570	15.228
7	10:34:04.584	53.683	+0.044	38.450	15.233
8	10:34:58.250	53.666	+0.027	38.520	15.146
9	10:35:51.889	53.639		38.458	15.181
10	10:36:45.625	53.736	+0.097	38.543	15.193
11	10:37:39.264	53.639		38.452	15.187
12	10:38:33.588	54.324	+0.685	38.811	15.513

(888) Louis Schütze

1	10:28:33.214	1:00.874	+6.998	44.977	15.897
2	10:29:28.843	55.629	+1.753	40.086	15.543
3	10:30:23.805	54.962	+1.086	39.491	15.471
4	10:31:18.456	54.651	+0.775	39.245	15.406
5	10:32:12.836	54.380	+0.504	39.008	15.372
6	10:33:07.054	54.218	+0.342	38.818	15.400
7	10:34:00.981	53.927	+0.051	38.547	15.380
8	10:34:55.043	54.062	+0.186	38.503	15.559
9	10:35:48.919	53.876		38.517	15.359
10	10:36:43.325	54.406	+0.530	39.047	15.359
11	10:37:38.388	55.063	+1.187	39.862	15.201
12	10:38:33.811	55.423	+1.547	39.557	15.866

(818) Matthy Vandebroek

1	10:28:35.557	1:03.421	+9.271	47.619	15.802
2	10:29:31.152	55.595	+1.445	40.123	15.472
3	10:30:28.015	56.863	+2.713	40.937	15.926
4	10:31:22.993	54.978	+0.828	39.579	15.399
5	10:32:17.907	54.914	+0.764	39.541	15.373
6	10:33:12.544	54.637	+0.487	39.321	15.316
7	10:34:06.876	54.332	+0.182	38.856	15.476

Lap	Time of Day	Lap Tm	Diff	S1 Tm	S2 Tm
8	10:35:01.026	54.150		38.813	15.337
9	10:35:55.312	54.286	+0.136	38.864	15.422
10	10:36:49.873	54.561	+0.411	39.078	15.483
11	10:37:44.349	54.476	+0.326	39.022	15.454
12	10:38:38.736	54.387	+0.237	39.002	15.385

(835) Jarno Wiese

1	10:28:36.724	1:04.971	+11.665	49.033	15.938
2	10:29:33.093	56.369	+3.063	40.814	15.555
3	10:30:29.852	56.759	+3.453	41.101	15.658
4	10:31:24.304	54.452	+1.146	38.837	15.615
5	10:32:17.965	53.661	+0.355	38.523	15.138
6	10:33:11.722	53.757	+0.451	38.526	15.231
7	10:34:05.303	53.581	+0.275	38.424	15.157
8	10:34:58.609	53.306		38.171	15.135
9	10:35:52.258	53.649	+0.343	38.496	15.153
10	10:36:45.834	53.576	+0.270	38.432	15.144
11	10:37:39.467	53.633	+0.327	38.477	15.156
12	10:38:33.878	54.411	+1.105	38.841	15.570

(843) Luis Simon

1	10:28:35.929	1:02.844	+7.806	46.907	15.937
2	10:29:32.687	56.758	+1.720	41.056	15.702
3	10:30:30.183	57.496	+2.458	41.827	15.669
4	10:31:25.751	55.568	+0.530	40.001	15.567
5	10:32:21.070	55.319	+0.281	39.763	15.556
6	10:33:16.600	55.530	+0.492	39.799	15.731
7	10:34:13.043	56.443	+1.405	40.752	15.691
8	10:35:08.081	55.038		39.504	15.534
9	10:36:03.693	55.612	+0.574	39.855	15.757
10	10:36:59.798	56.105	+1.067	40.521	15.584
11	10:37:55.007	55.209	+0.171	39.614	15.595
12	10:38:50.388	55.381	+0.343	39.648	15.733

(881) Jacob Trost

1	10:28:36.544	1:03.354	+8.506	47.149	16.205
2	10:29:32.988	56.444	+1.596	40.912	15.532
3	10:30:29.894	56.906	+2.058	41.132	15.774
4	10:31:25.298	55.404	+0.556	39.868	15.536
5	10:32:20.146	54.848		39.616	15.232
6	10:33:15.986	55.840	+0.992	40.618	15.222
7	10:34:13.379	57.393	+2.545	41.928	15.465
8	10:35:08.401	55.022	+0.174	39.635	15.387
9	10:36:04.412	56.011	+1.163	40.675	15.336
10	10:37:00.191	55.779	+0.931	40.383	15.396
11	10:37:55.679	55.488	+0.640	40.144	15.344
12	10:38:50.675	54.996	+0.148	39.633	15.363


(811) Karl Schmiederer

1	10:28:33.272	1:01.105	+5.654	44.981	16.124
2	10:29:30.131	56.859	+1.408	40.850	16.009
3	10:30:27.949	57.818	+2.367	41.537	16.281
4	10:31:24.504	56.555	+1.104	40.652	15.903
5	10:32:20.128	55.624	+0.173	39.915	15.709
6	10:33:15.932	55.804	+0.353	40.166	15.638
7	10:34:12.373	56.441	+0.990	40.673	15.768
8	10:35:07.824	55.451		39.730	15.721
9	10:36:03.751	55.927	+0.476	40.420	15.507
10	10:37:00.137	56.386	+0.935	40.730	15.656
11	10:37:55.627	55.490	+0.039	39.817	15.673
12	10:38:51.188	55.561	+0.110	39.905	15.656

(882) Colin Hahn

1	10:28:41.837	1:09.379	+14.671	51.801	17.578
2	10:29:38.312	56.475	+1.767	40.690	15.785
3	10:30:33.636	55.324	+0.616	39.689	15.635
4	10:31:28.703	55.067	+0.359	39.477	15.590
5	10:32:23.557	54.854	+0.146	39.377	15.477
6	10:33:18.788	55.231	+0.523	39.481	15.750
7	10:34:13.496	54.708		39.210	15.498
8	10:35:08.486	54.990	+0.282	39.602	15.388
9	10:36:03.843	55.357	+0.649	39.902	15.455
10	10:36:59.538	55.695	+0.987	40.024	15.671

Orbits



INT. ADAC Kartrennen Mülsen

X30 SENIOR Arena E Mülsen 1,315 Km
 Super Heat Group A 21.04.2024 10:25

Race (12 Laps) started at 10:27:31

Lap	Time of Day	Lap Tm	Diff	S1 Tm	S2 Tm	Lap	Time of Day	Lap Tm	Diff	S1 Tm	S2 Tm
11	10:37:54.345	54.807	+0.099	39.209	15.598						
12	10:38:49.169	54.824	+0.116	39.231	15.593						
(872) Tobias Burgstahler											
1	10:28:34.837	1:01.208	+5.654	44.979	16.229						
2	10:29:32.252	57.415	+1.861	41.443	15.972						
3	10:30:30.608	58.356	+2.802	42.563	15.793						
4	10:31:26.714	56.106	+0.552	40.225	15.881						
5	10:32:22.770	56.056	+0.502	40.256	15.800						
6	10:33:18.830	56.060	+0.506	40.097	15.963						
7	10:34:14.397	55.567	+0.013	39.942	15.625						
8	10:35:09.951	55.554		39.793	15.761						
9	10:36:06.342	56.391	+0.837	40.571	15.820						
10	10:37:02.162	55.820	+0.266	39.835	15.985						
11	10:37:58.109	55.947	+0.393	39.935	16.012						
12	10:38:54.177	56.068	+0.514	40.122	15.946						
(834) Moritz Schwing											
1	10:28:33.893	1:01.986	+5.754	45.415	16.571						
2	10:29:30.125	56.232		40.333	15.899						



INT. ADAC Kartrennen Mülsen

Lapchart

X30 SENIOR

Arena E Mülsen 1,315 Km

Super Heat Group A

21.04.2024 10:25

Race (12 Laps) started at 10:27:31

Competitors	Laps													
	0	1	2	3	4	5	6	7	8	9	10	11	12	
Kevin Lantinga (903)	1	903	903	903	822	810	810	810	810	810	903	822	903	903
Rocco Curcio (812)	2	812	822	822	810	822	903	903	903	903	810	903	822	822
Jannik R Emmert (833)	3	833	833	810	903	903	876	822	822	822	822	810	830	830
Elia Weiss (822)	4	822	810	833	833	876	822	876	876	876	830	830	902	902
Carl Luthardt (885)	5	885	876	876	876	833	833	902	830	830	876	902	876	810
Cemil Bayyati (876)	6	876	812	902	902	812	812	830	902	902	902	812	810	833
Daniel Brozovic (902)	7	902	902	812	812	902	902	812	812	812	812	876	833	812
Daniel Guinhard (810)	8	810	885	830	830	830	830	833	833	833	833	833	812	876
Luis Esser (809)	9	809	830	885	809	809	809	809	809	809	821	890	890	890
Jamo Wiese (835)	10	835	821	809	821	821	821	821	821	821	890	821	821	821
Manuel Wagner (821)	11	821	809	821	890	890	890	890	890	890	809	809	809	809
Matti Klasen (855)	12	855	890	890	885	888	888	888	888	888	888	888	855	855
Moritz Schwing (834)	13	834	888	888	888	885	855	855	855	885	885	885	885	885
Max Hezel (830)	14	830	811	834	855	855	885	885	885	855	855	855	888	815
Matthy Vandebroek (818)	15	818	834	811	811	818	815	815	815	815	815	815	815	888
Karl Schmiederer (811)	16	811	872	855	818	815	818	835	835	835	835	835	835	835
Louis Schütze (888)	17	888	855	818	815	835	835	818	818	818	818	818	818	818
Colin Hahn (882)	18	882	818	815	835	811	811	811	811	811	843	882	882	882
Moritz Wolber (815)	19	815	843	872	881	881	881	881	843	843	811	843	843	843
Leonard Hocker (890)	20	890	815	843	843	843	843	843	881	881	882	811	811	881
Luis Simon (843)	21	843	881	881	872	872	872	882	882	882	881	881	881	811
Maximilian Engelstädter (817)	22	817	835	835	882	882	882	872	872	872	872	872	872	872
Jacob Trost (881)	23	881	882	882										
Tobias Burgstahler (872)	24	872												
-	25													



X30 SENIOR

Super Heat Group B

Track length: 1.315 Km

Race Started: 10:51:48

Best Lap by: 895 - Phil Colin Strenge - 53.333

Rank	#	Driver	Nat	Sponsor Entrant	Nat	License E-License	Make	laps	T. Time Diff	Best Lap	Penalty	Points
1	8	895 Phil Colin Strenge	DEU	ADAC Württemberg e.V. Ebert Motorsport	DEU	ITE42785 EL38528	LN/IAME/Komet	12	10:54.118	53.333		75
2	1	884 Davin Singer	DEU	ADAC Südbaden e.V. CV Performance Group	DEU	ITE 23384 BIF38321	KR/IAME/Komet	12	10:54.615 0.497	53.678		69
3	3	864 Marc Gerstenkorn	CHE	Kartshop Ampfing	DEU	ITF375 BIF25142	Drago Corse/IAME/Komet	12	10:55.101 0.983	53.441		63
4	-2	836 Max Ohsenbrink	DEU	KSL Racing Team	DEU	ITE18670 KBF1304585	Alonso/IAME/Komet	12	10:57.622 3.504	53.948		57
5	-1	823 Jason Bralic	NLD	SIM-ON	DEU	ITG46957 KBF39246	Kosmic/IAME/Komet	12	10:58.407 4.289	53.626	+ 5 sec	51
6	7	829 Lutz Ohsenbrink	DEU	KSL Racing Team	DEU	ITE40759 KBF1304585	Alonso/IAME/Komet	12	10:58.449 4.331	54.043		48
7	0	877 Niklas Hirsch	DEU	MSC-Langefeld e. V. im ADAC SIM-ON	DEU	ITF39320 KBF39246	Kosmic/IAME/Komet	12	10:58.458 4.340	53.627		45
8	-3	802 Nando Weixelbaumer	AUT	TB Racing Team	DEU	ITEJK2078 KBF38262	KR/IAME/Komet	12	11:00.146 6.028	53.422	+ 5 sec	42
9	3	806 Moritz Fischer	DEU	ADAC Pfalz e.V. DUTT MOTORSP. by FENSTER.COM	LUX	NKA26409 IBLK867	Tony Kart/IAME/Komet	12	11:01.048 6.930	53.559		39
10	0	816 Elias Schorneck	DEU	VDB Kart Racing	DEU	ITE40538 KBF10478	Tony Kart/IAME/Komet	12	11:02.265 8.147	54.249		36
11	0	844 Kevin Wagner	DEU	MSC-Langefeld e. V. im ADAC Valier Motorsport	DEU	ITE 11828 KBF39300	Energy/IAME/Komet	12	11:11.753 17.635	54.499		34
12	4	820 Felix Maurer	DEU	DUTT MOTORSPORT by FENSTER.com	LUX	NKA41244 IBLK867	Tony Kart/IAME/Komet	12	11:12.091 17.973	54.400		32
13	6	899 Luke Neubauer	DEU	AT Motorsport	DEU	NKA16390 KBF38996	OTK/IAME/Komet	12	11:12.767 18.649	54.574		30
14	9	807 Marlon Vatter	DEU	AT Motorsport	DEU	ITF38543 KBF38543	Exprit/IAME/Komet	12	11:13.380 19.262	54.454		28
15	0	808 Eric Wess	DEU	Kartshop Ampfing	DEU	NKA38485 KBF25142	Drago Corse/IAME/Komet	12	11:19.505 25.387	54.703	+ 5 sec	26
16	4	848 Maris Schulte	DEU	ADAC Weser Ems e.V.	DEU	ITE39178 BIC38765	Tony Kart/IAME/Komet	12	11:19.542 25.424	54.318		24
17	-9	853 Devin Leon Ucar	DEU	ADAC Pfalz e.V. Ebert Motorsport	DEU	ITF40418 KBF38528	Tony Kart /IAME/Komet	12	11:20.015 25.897	54.517		22
18	0	824 Noel Honguero	DEU	VDB Kart Racing	DEU	NKA39248 KBF10478	Tony Kart/IAME/Komet	12	11:20.070 25.952	54.964		20
19	-2	891 Luka Koullen	NLD	PCH Racing	DEU	NKA50483 BIF39956	LN/IAME/Komet	12	11:20.274 26.156	55.749		18
20	-6	980 Benno Drelok	DEU	Rocco Drelok	DEU	NKA10580 BEK1204567	Tony Kart/IAME/Komet	12	11:20.375 26.257	55.100		17
21	0	827 Julius Berthold	DEU	TB Racing Team	DEU	ITF38613 KBF38262	KR/IAME/Komet	12	11:20.408 26.290	54.951		16
22	0	898 Hawk Baylaan White	GBR	AT Motorsport	DEU	ITE40903 BIC38996	Exprit/IAME/Komet	12	11:22.147 28.029	54.543	+ 5 sec	15
23	1	814 Nina Aptsiauri	GEO	CRG Deutschland	DEU	ITF230054 KBF18122	CRG/IAME/Komet	12	11:44.670 50.552	57.491		14
24	-23	887 Torben Gröndahl	DEU	MSC Groß Dölln e.V. im ADAC CV Performance Group	DEU	ITC-C14120 BIF38321	KR/IAME/Komet	5	4:33.856 7 Laps	54.010		13

Announcements

808 + 5 sec overtaking after redline

823,802,898 + 5 sec front fairing


Timekeeper
M.Riehmers

Race Director
H.Seidel

Page 1/1

These results are provisional until the conclusion of any judicial and technical matters!

Printed: 21.04.2024 / 11:14



INT. ADAC Kartrennen Mülsen

X30 SENIOR

Arena E Mülsen 1,315 Km

Super Heat Group B

21.04.2024 10:50

Race (12 Laps) started at 10:51:48

Lap	Time of Day	Lap Tm	Diff	S1 Tm	S2 Tm
(895) Phil Colin Strenge					
1	10:52:46.583	57.554	+4.221	42.174	15.380
2	10:53:41.625	55.042	+1.709	39.689	15.353
3	10:54:36.000	54.375	+1.042	39.291	15.084
4	10:55:31.918	55.918	+2.585	40.734	15.184
5	10:56:26.196	54.278	+0.945	39.005	15.273
6	10:57:20.409	54.213	+0.880	38.735	15.478
7	10:58:13.856	53.447	+0.114	38.341	15.106
8	10:59:07.294	53.438	+0.105	38.293	15.145
9	11:00:00.788	53.494	+0.161	38.346	15.148
10	11:00:54.121	53.333		38.361	14.972
11	11:01:47.798	53.677	+0.344	38.618	15.059
12	11:02:42.407	54.609	+1.276	39.422	15.187

(884) Davin Singer					
1	10:52:45.500	56.839	+3.161	41.270	15.569
2	10:53:40.360	54.860	+1.182	39.552	15.308
3	10:54:35.571	55.211	+1.533	39.860	15.351
4	10:55:30.168	54.597	+0.919	39.148	15.449
5	10:56:24.126	53.958	+0.280	38.628	15.330
6	10:57:17.972	53.846	+0.168	38.477	15.369
7	10:58:11.859	53.887	+0.209	38.588	15.299
8	10:59:05.537	53.678		38.381	15.297
9	10:59:59.442	53.905	+0.227	38.553	15.352
10	11:00:53.819	54.377	+0.699	39.164	15.213
11	11:01:48.119	54.300	+0.622	39.155	15.145
12	11:02:42.904	54.785	+1.107	39.500	15.285

(864) Marc Gerstenkorn					
1	10:52:47.781	58.914	+5.473	43.227	15.687
2	10:53:42.440	54.659	+1.218	39.341	15.318
3	10:54:36.982	54.542	+1.101	39.142	15.400
4	10:55:31.284	54.302	+0.861	39.056	15.246
5	10:56:25.169	53.885	+0.444	38.731	15.154
6	10:57:18.981	53.812	+0.371	38.600	15.212
7	10:58:12.717	53.736	+0.295	38.601	15.135
8	10:59:06.209	53.492	+0.051	38.346	15.146
9	10:59:59.650	53.441		38.293	15.148
10	11:00:53.632	53.982	+0.541	38.749	15.233
11	11:01:47.454	53.822	+0.381	38.467	15.355
12	11:02:43.390	55.936	+2.495	40.517	15.419

(836) Max Ohsenbrink					
1	10:52:45.226	56.728	+2.780	41.197	15.531
2	10:53:40.088	54.862	+0.914	39.482	15.380
3	10:54:35.451	55.363	+1.415	39.773	15.590
4	10:55:31.486	56.035	+2.087	40.802	15.233
5	10:56:25.988	54.502	+0.554	39.274	15.228
6	10:57:20.351	54.363	+0.415	38.716	15.647
7	10:58:14.299	53.948		38.743	15.205
8	10:59:08.649	54.350	+0.402	39.075	15.275
9	11:00:02.745	54.096	+0.148	38.710	15.386
10	11:00:57.006	54.261	+0.313	39.020	15.241
11	11:01:51.609	54.603	+0.655	39.259	15.344
12	11:02:45.911	54.302	+0.354	38.902	15.400

(823) Jason Bralic					
1	10:52:45.561	56.880	+3.254	41.514	15.366
2	10:53:40.259	54.698	+1.072	39.352	15.346
3	10:54:35.738	55.479	+1.853	40.174	15.305
4	10:55:30.228	54.490	+0.864	39.309	15.181
5	10:56:24.597	54.369	+0.743	39.170	15.199
6	10:57:18.535	53.938	+0.312	38.807	15.131
7	10:58:12.243	53.708	+0.082	38.567	15.141
8	10:59:05.877	53.634	+0.008	38.458	15.176
9	10:59:59.704	53.827	+0.201	38.793	15.034
10	11:00:53.881	54.177	+0.551	39.105	15.072
11	11:01:47.507	53.626		38.612	15.014
12	11:02:41.696	54.189	+0.563	38.968	15.221

(829) Lutz Ohsenbrink					
1	10:52:48.478	59.054	+5.011	43.528	15.526

Lap	Time of Day	Lap Tm	Diff	S1 Tm	S2 Tm
2	10:53:43.642	55.164	+1.121	39.697	15.467
3	10:54:38.138	54.496	+0.453	39.102	15.394
4	10:55:32.656	54.518	+0.475	39.175	15.343
5	10:56:26.840	54.184	+0.141	38.834	15.350
6	10:57:20.888	54.048	+0.005	38.744	15.304
7	10:58:15.346	54.458	+0.415	39.115	15.343
8	10:59:09.573	54.227	+0.184	38.971	15.256
9	11:00:03.616	54.043		38.773	15.270
10	11:00:57.693	54.077	+0.034	38.740	15.337
11	11:01:52.454	54.761	+0.718	39.350	15.411
12	11:02:46.738	54.284	+0.241	38.936	15.348

(877) Niklas Hirsch					
1	10:52:46.063	57.189	+3.562	41.733	15.456
2	10:53:40.747	54.684	+1.057	39.353	15.331
3	10:54:35.863	55.116	+1.489	39.932	15.184
4	10:55:31.622	55.759	+2.132	40.580	15.179
5	10:56:25.847	54.225	+0.598	38.934	15.291
6	10:57:20.786	54.939	+1.312	38.531	16.408
7	10:58:15.407	54.621	+0.994	39.433	15.188
8	10:59:09.321	53.914	+0.287	38.662	15.252
9	11:00:02.948	53.627		38.502	15.125
10	11:00:56.876	53.928	+0.301	38.589	15.339
11	11:01:53.003	56.127	+2.500	40.690	15.437
12	11:02:46.747	53.744	+0.117	38.565	15.179


(802) Nando Weixelbaumer					
1	10:52:48.036	59.243	+5.821	43.633	15.610
2	10:53:42.914	54.878	+1.456	39.490	15.388
3	10:54:37.483	54.569	+1.147	39.223	15.346
4	10:55:32.287	54.804	+1.382	39.497	15.307
5	10:56:26.573	54.286	+0.864	38.973	15.313
6	10:57:20.732	54.159	+0.737	38.566	15.593
7	10:58:14.455	53.723	+0.301	38.526	15.197
8	10:59:07.998	53.543	+0.121	38.401	15.142
9	11:00:01.556	53.558	+0.136	38.350	15.208
10	11:00:54.978	53.422		38.267	15.155
11	11:01:48.513	53.535	+0.113	38.414	15.121
12	11:02:43.435	54.922	+1.500	39.674	15.248

(806) Moritz Fischer					
1	10:52:48.800	59.674	+6.115	44.138	15.536
2	10:53:43.702	54.902	+1.343	39.594	15.308
3	10:54:38.222	54.520	+0.961	39.220	15.300
4	10:55:32.725	54.503	+0.944	39.326	15.177
5	10:56:26.899	54.174	+0.615	39.004	15.170
6	10:57:21.018	54.119	+0.560	38.848	15.271
7	10:58:15.468	54.450	+0.891	39.414	15.036
8	10:59:09.590	54.122	+0.563	39.080	15.042
9	11:00:03.149	53.559		38.519	15.040
10	11:00:57.036	53.887	+0.328	38.757	15.130
11	11:01:54.136	57.100	+3.541	41.252	15.848
12	11:02:49.337	55.201	+1.642	39.617	15.584

(816) Elias Schorneck					
1	10:52:48.409	59.385	+5.136	43.684	15.701
2	10:53:44.188	55.779	+1.530	40.282	15.497
3	10:54:39.443	55.255	+1.006	39.637	15.618
4	10:55:34.472	55.029	+0.780	39.459	15.570
5	10:56:29.095	54.623	+0.374	39.130	15.493
6	10:57:23.689	54.594	+0.345	39.149	15.445
7	10:58:18.273	54.584	+0.335	39.098	15.486
8	10:59:12.743	54.470	+0.221	38.976	15.494
9	11:00:07.148	54.405	+0.156	38.935	15.470
10	11:01:01.757	54.609	+0.360	39.117	15.492
11	11:01:56.305	54.548	+0.299	39.147	15.401
12	11:02:50.554	54.249		38.849	15.400

(844) Kevin Wagner					
1	10:52:54.004	1:04.231	+9.732	48.001	16.230
2	10:53:49.763	55.759	+1.260	40.296	15.463
3	10:54:45.311	55.548	+1.049	40.167	15.381
4	10:55:39.940	54.629	+0.130	39.428	15.201

Orbits



INT. ADAC Kartrennen Mülsen

X30 SENIOR

Arena E Mülsen 1,315 Km

Super Heat Group B

21.04.2024 10:50

Race (12 Laps) started at 10:51:48

Lap	Time of Day	Lap Tm	Diff	S1 Tm	S2 Tm
5	10:56:35.532	55.592	+1.093	40.040	15.552
6	10:57:31.960	56.428	+1.929	41.028	15.400
7	10:58:26.502	54.542	+0.043	39.389	15.153
8	10:59:21.028	54.526	+0.027	39.357	15.169
9	11:00:15.859	54.831	+0.332	39.530	15.301
10	11:01:11.005	55.146	+0.647	39.808	15.338
11	11:02:05.543	54.538	+0.039	39.223	15.315
12	11:03:00.042	54.499		39.205	15.294

(820) Felix Maurer

1	10:52:51.709	1:01.638	+7.238	45.704	15.934
2	10:53:48.159	56.450	+2.050	40.760	15.690
3	10:54:43.585	55.426	+1.026	39.982	15.444
4	10:55:38.777	55.192	+0.792	39.841	15.351
5	10:56:34.779	56.002	+1.602	40.532	15.470
6	10:57:30.214	55.435	+1.035	40.142	15.293
7	10:58:25.224	55.010	+0.610	39.666	15.344
8	10:59:20.453	55.229	+0.829	39.941	15.288
9	11:00:16.085	55.632	+1.232	40.387	15.245
10	11:01:11.176	55.091	+0.691	39.787	15.304
11	11:02:05.980	54.804	+0.404	39.551	15.253
12	11:03:00.380	54.400		39.217	15.183

(899) Luke Neubauer

1	10:52:50.930	1:00.952	+6.378	45.205	15.747
2	10:53:47.748	56.818	+2.244	41.309	15.509
3	10:54:43.324	55.576	+1.002	40.110	15.466
4	10:55:38.413	55.089	+0.515	39.795	15.294
5	10:56:34.530	56.117	+1.543	40.610	15.507
6	10:57:30.949	56.419	+1.845	40.986	15.433
7	10:58:26.010	55.061	+0.487	39.732	15.329
8	10:59:20.955	54.945	+0.371	39.557	15.388
9	11:00:16.648	55.693	+1.119	40.356	15.337
10	11:01:11.411	54.763	+0.189	39.524	15.239
11	11:02:06.482	55.071	+0.497	39.689	15.382
12	11:03:01.056	54.574		39.235	15.339

(807) Marlon Vatter

1	10:52:52.598	1:01.979	+7.525	45.848	16.131
2	10:53:49.546	56.948	+2.494	41.535	15.413
3	10:54:45.706	56.160	+1.706	40.834	15.326
4	10:55:40.939	55.233	+0.779	39.943	15.290
5	10:56:36.037	55.098	+0.644	39.759	15.339
6	10:57:32.832	56.795	+2.341	41.425	15.370
7	10:58:27.342	54.510	+0.056	39.279	15.231
8	10:59:22.036	54.694	+0.240	39.387	15.307
9	11:00:17.493	55.457	+1.003	40.159	15.298
10	11:01:11.947	54.454		39.197	15.257
11	11:02:06.523	54.576	+0.122	39.289	15.287
12	11:03:01.669	55.146	+0.692	39.838	15.308

(808) Eric Wess

1	10:52:50.620	1:01.058	+6.355	45.282	15.776
2	10:53:47.443	56.823	+2.120	41.268	15.555
3	10:54:43.034	55.591	+0.888	40.166	15.425
4	10:55:38.181	55.147	+0.444	39.773	15.374
5	10:56:34.465	56.284	+1.581	40.531	15.753
6	10:57:31.634	57.169	+2.466	41.663	15.506
7	10:58:26.369	54.735	+0.032	39.416	15.319
8	10:59:21.969	55.600	+0.897	40.162	15.438
9	11:00:18.434	56.465	+1.762	40.879	15.586
10	11:01:13.137	54.703		39.238	15.465
11	11:02:07.964	54.827	+0.124	39.363	15.464
12	11:03:02.794	54.830	+0.127	39.465	15.365

(848) Maris Schulte

1	10:52:52.409	1:02.072	+7.754	45.810	16.262
2	10:53:49.017	56.608	+2.290	41.045	15.563
3	10:54:45.523	56.506	+2.188	41.174	15.332
4	10:55:40.389	54.866	+0.548	39.565	15.301
5	10:56:35.671	55.282	+0.964	39.827	15.455
6	10:57:33.886	58.215	+3.897	42.698	15.517
7	10:58:28.531	54.645	+0.327	39.405	15.240

Lap	Time of Day	Lap Tm	Diff	S1 Tm	S2 Tm
8	10:59:22.849	54.318		39.033	15.285
9	11:00:19.600	56.751	+2.433	41.129	15.622
10	11:01:14.418	54.818	+0.500	39.379	15.439
11	11:02:10.181	55.763	+1.445	40.287	15.476
12	11:03:07.831	57.650	+3.332	41.642	16.008

(853) Devin Leon Ucar

1	10:52:46.524	57.567	+3.050	41.985	15.582
2	10:53:51.018	1:04.494	+9.977	48.665	15.829
3	10:54:46.715	55.697	+1.180	40.109	15.588
4	10:55:41.748	55.033	+0.516	39.569	15.464
5	10:56:36.570	54.822	+0.305	39.380	15.442
6	10:57:33.279	56.709	+2.192	41.331	15.378
7	10:58:27.976	54.697	+0.180	39.266	15.431
8	10:59:22.493	54.517		39.089	15.428
9	11:00:19.171	56.678	+2.161	40.922	15.756
10	11:01:14.471	55.300	+0.783	39.925	15.375
11	11:02:10.573	56.102	+1.585	40.585	15.517
12	11:03:08.304	57.731	+3.214	41.071	16.660

(824) Noel Honguero

1	10:52:50.016	1:00.580	+5.616	44.513	16.067
2	10:53:46.993	56.977	+2.013	41.260	15.717
3	10:54:42.980	55.987	+1.023	40.349	15.638
4	10:55:39.573	56.593	+1.629	40.988	15.605
5	10:56:35.366	55.793	+0.829	40.019	15.774
6	10:57:34.415	59.049	+4.085	43.378	15.671
7	10:58:30.822	56.407	+1.443	40.830	15.577
8	10:59:26.176	55.354	+0.390	39.805	15.549
9	11:00:21.667	55.491	+0.527	39.882	15.609
10	11:01:16.778	55.111	+0.147	39.623	15.488
11	11:02:11.742	54.964		39.529	15.435
12	11:03:08.359	56.617	+1.653	40.755	15.862

(891) Luka Koullen

1	10:52:50.079	1:00.447	+4.698	44.770	15.677
2	10:53:46.328	56.249	+0.500	40.633	15.616
3	10:54:42.238	55.910	+0.161	40.135	15.775
4	10:55:37.987	55.749		40.129	15.620
5	10:56:34.189	56.202	+0.453	40.403	15.799
6	10:57:30.118	55.929	+0.180	40.299	15.630
7	10:58:25.984	55.866	+0.117	40.275	15.591
8	10:59:21.855	55.871	+0.122	40.304	15.567
9	11:00:19.632	57.777	+2.028	41.933	15.844
10	11:01:15.407	55.775	+0.026	40.084	15.691
11	11:02:11.625	56.218	+0.469	40.528	15.690
12	11:03:08.563	56.938	+1.189	40.714	16.224


(980) Benno Drelok

1	10:52:50.286	1:00.948	+5.848	45.261	15.687
2	10:53:47.015	56.729	+1.629	41.232	15.497
3	10:54:42.349	55.334	+0.234	39.778	15.556
4	10:55:37.689	55.340	+0.240	39.794	15.546
5	10:56:34.246	56.557	+1.457	41.027	15.530
6	10:57:30.097	55.851	+0.751	40.429	15.422
7	10:58:25.197	55.100		39.603	15.497
8	10:59:20.443	55.246	+0.146	39.704	15.542
9	11:00:20.516	1:00.073	+4.973	43.691	16.382
10	11:01:15.950	55.434	+0.334	39.931	15.503
11	11:02:11.570	55.620	+0.520	40.098	15.522
12	11:03:08.664	57.094	+1.994	41.331	15.763

(827) Julius Berthold

1	10:52:54.152	1:03.479	+8.528	47.050	16.429
2	10:53:51.533	57.381	+2.430	41.739	15.642
3	10:54:47.596	56.063	+1.112	40.503	15.560
4	10:55:42.960	55.364	+0.413	39.832	15.532
5	10:56:38.454	55.494	+0.543	40.013	15.481
6	10:57:34.761	56.307	+1.356	40.695	15.612
7	10:58:30.968	56.207	+1.256	40.817	15.390
8	10:59:26.480	55.512	+0.561	40.095	15.417
9	11:00:21.830	55.350	+0.399	39.847	15.503
10	11:01:17.079	55.249	+0.298	39.925	15.324

Orbits



INT. ADAC Kartrennen Mülsen

X30 SENIOR

Arena E Mülsen 1,315 Km

Super Heat Group B

21.04.2024 10:50

Race (12 Laps) started at 10:51:48

Lap	Time of Day	Lap Tm	Diff	S1 Tm	S2 Tm	Lap	Time of Day	Lap Tm	Diff	S1 Tm	S2 Tm
11	11:02:12.030	54.951		39.591	15.360						
12	11:03:08.697	56.667	+1.716	41.007	15.660						
(898) Hawk Baylaan White											
1	10:52:52.475	1:02.489	+7.946	46.046	16.443						
2	10:53:49.394	56.919	+2.376	41.423	15.496						
3	10:54:44.915	55.521	+0.978	40.019	15.502						
4	10:55:39.799	54.884	+0.341	39.589	15.295						
5	10:56:35.307	55.508	+0.965	39.873	15.635						
6	10:57:34.579	59.272	+4.729	43.589	15.683						
7	10:58:30.414	55.835	+1.292	40.366	15.469						
8	10:59:24.957	54.543		39.082	15.461						
9	11:00:19.661	54.704	+0.161	39.265	15.439						
10	11:01:14.551	54.890	+0.347	39.560	15.330						
11	11:02:10.204	55.653	+1.110	40.348	15.305						
12	11:03:05.436	55.232	+0.689	39.911	15.321						
(814) Nina Aptsiauri											
1	10:52:54.052	1:03.754	+6.263	46.884	16.870						
2	10:53:52.974	58.922	+1.431	42.764	16.158						
3	10:54:51.583	58.609	+1.118	42.310	16.299						
4	10:55:49.526	57.943	+0.452	41.879	16.064						
5	10:56:47.572	58.046	+0.555	41.888	16.158						
6	10:57:45.556	57.984	+0.493	41.792	16.192						
7	10:58:43.368	57.812	+0.321	41.602	16.210						
8	10:59:41.744	58.376	+0.885	42.015	16.361						
9	11:00:39.749	58.005	+0.514	41.821	16.184						
10	11:01:37.718	57.969	+0.478	41.832	16.137						
11	11:02:35.468	57.750	+0.259	41.742	16.008						
12	11:03:32.959	57.491		41.333	16.158						
(887) Torben Gröndahl											
1	10:52:44.978	56.689	+2.679	41.173	15.516						
2	10:53:39.664	54.686	+0.676	39.372	15.314						
3	10:54:33.976	54.312	+0.302	39.013	15.299						
4	10:55:28.135	54.159	+0.149	38.835	15.324						
5	10:56:22.145	54.010		38.711	15.299						



INT. ADAC Kartrennen Mülsen

Lapchart

X30 SENIOR

Arena E Mülsen 1,315 Km

Super Heat Group B

21.04.2024 10:50

Race (12 Laps) started at 10:51:48

Competitors	Laps													
	0	1	2	3	4	5	6	7	8	9	10	11	12	
Torben Gröndahl (887)	1	887	887	887	887	887	887	884	884	884	884	864	864	823
Max Ohsenbrink (836)	2	836	836	836	836	884	884	823	823	823	864	884	823	895
Davin Singer (884)	3	884	884	823	884	823	823	864	864	864	823	823	895	884
Jason Bralic (823)	4	823	823	884	823	864	864	836	895	895	895	895	884	864
Nando Weixelbaumer (802)	5	802	877	877	877	836	877	895	836	802	802	802	802	802
Marc Gerstenkorn (864)	6	864	853	895	895	877	836	802	802	836	836	877	836	836
Niklas Hirsch (877)	7	877	895	864	864	895	895	877	829	877	877	836	829	829
Devin Leon Ucar (853)	8	853	864	802	802	802	802	829	877	829	806	806	877	877
Elias Schorneck (816)	9	816	802	829	829	829	829	806	806	806	829	829	806	806
Phil Colin Strenge (895)	10	895	816	806	806	806	806	816	816	816	816	816	816	816
Moritz Fischer (806)	11	806	829	816	816	816	816	980	980	980	844	844	844	844
Benno Drelok (980)	12	980	806	891	891	980	891	891	820	820	820	820	820	820
Lutz Ohsenbrink (829)	13	829	824	824	980	891	980	820	891	899	899	899	899	899
Noel Honguero (824)	14	824	891	980	824	808	808	899	899	844	807	807	807	807
Eric Wess (808)	15	808	980	808	808	899	899	808	808	891	808	808	808	808
Luka Koullen (891)	16	891	808	899	899	820	820	844	844	808	853	848	848	898
Kevin Wagner (844)	17	844	899	820	820	824	898	807	807	807	848	853	898	848
Luke Neubauer (899)	18	899	820	848	898	898	824	853	853	853	891	898	853	853
Hawk Baylaan White (898)	19	898	848	898	844	844	844	848	848	848	898	891	980	824
Felix Maurer (820)	20	820	898	807	848	848	848	824	898	898	980	980	891	891
Nina Aptsiauri (814)	21	814	807	844	807	807	807	898	824	824	824	824	824	980
Maris Schulte (848)	22	848	844	853	853	853	853	827	827	827	827	827	827	827
Marlon Vatter (807)	23	807	814	827	827	827	827	814	814	814	814	814	814	814
Julius Berthold (827)	24	827	827	814	814	814	814							



X30 SENIOR

Super Heat Group B Revision 2

Track length: 1.315 Km

Race Started: 10:51:48

Best Lap by: 895 - Phil Colin Strenge - 53.333


Rank	#	Driver	Nat	Sponsor Entrant	Nat	License E-License	Make	laps	T. Time Diff	Best Lap	Penalty	Points
1	8	895 Phil Colin Strenge	DEU	ADAC Württemberg e.V. Ebert Motorsport	DEU	ITE42785 EL38528	LN/IAME/Komet	12	10:54.118	53.333		75
2	1	884 Davin Singer	DEU	ADAC Südbaden e.V. CV Performance Group	DEU	ITE 23384 BIF38321	KR/IAME/Komet	12	10:54.615 0.497	53.678		69
3	3	864 Marc Gerstenkorn	CHE	Kartshop Ampfing	DEU	ITF375 BIF25142	Drago Corse/IAME/Komet	12	10:55.101 0.983	53.441		63
4	-2	836 Max Ohsenbrink	DEU	KSL Racing Team	DEU	ITE18670 KBF1304585	Alonso/IAME/Komet	12	10:57.622 3.504	53.948		57
5	-1	823 Jason Bralic	NLD	SIM-ON	DEU	ITG46957 KBF39246	Kosmic/IAME/Komet	12	10:58.407 4.289	53.626	+ 5 sec	51
6	7	829 Lutz Ohsenbrink	DEU	KSL Racing Team	DEU	ITE40759 KBF1304585	Alonso/IAME/Komet	12	10:58.449 4.331	54.043		48
7	0	877 Niklas Hirsch	DEU	MSC-Langefeld e. V. im ADAC SIM-ON	DEU	ITF39320 KBF39246	Kosmic/IAME/Komet	12	10:58.458 4.340	53.627		45
8	-3	802 Nando Weixelbaumer	AUT	TB Racing Team	DEU	ITEJK2078 KBF38262	KR/IAME/Komet	12	11:00.146 6.028	53.422	+ 5 sec	42
9	3	806 Moritz Fischer	DEU	ADAC Pfalz e.V. DUTT MOTORSP. by FENSTER.COM	LUX	NKA26409 IBLK867	Tony Kart/IAME/Komet	12	11:01.048 6.930	53.559		39
10	0	816 Elias Schorneck	DEU	VDB Kart Racing	DEU	ITE40538 KBF10478	Tony Kart/IAME/Komet	12	11:02.265 8.147	54.249		36
11	0	844 Kevin Wagner	DEU	MSC-Langefeld e. V. im ADAC Valier Motorsport	DEU	ITE 11828 KBF39300	Energy/IAME/Komet	12	11:11.753 17.635	54.499		34
12	4	820 Felix Maurer	DEU	DUTT MOTORSPORT by FENSTER.com	LUX	NKA41244 IBLK867	Tony Kart/IAME/Komet	12	11:12.091 17.973	54.400		32
13	6	899 Luke Neubauer	DEU	AT Motorsport	DEU	NKA16390 KBF38996	OTK/IAME/Komet	12	11:12.767 18.649	54.574		30
14	9	807 Marlon Vatter	DEU	AT Motorsport	DEU	ITF38543 KBF38543	Exprit/IAME/Komet	12	11:13.380 19.262	54.454		28
15	5	848 Maris Schulte	DEU	ADAC Weser Ems e.V.	DEU	ITE39178 BIC38765	Tony Kart/IAME/Komet	12	11:19.542 25.424	54.318		26
16	-8	853 Devin Leon Ucar	DEU	ADAC Pfalz e.V. Ebert Motorsport	DEU	ITF40418 KBF38528	Tony Kart /IAME/Komet	12	11:20.015 25.897	54.517		24
17	1	824 Noel Honguero	DEU	VDB Kart Racing	DEU	NKA39248 KBF10478	Tony Kart/IAME/Komet	12	11:20.070 25.952	54.964		22
18	-1	891 Luka Koullen	NLD	PCH Racing	DEU	NKA50483 BIF39956	LN/IAME/Komet	12	11:20.274 26.156	55.749		20
19	-5	980 Benno Drelok	DEU	Rocco Drelok	DEU	NKA10580 BEK1204567	Tony Kart/IAME/Komet	12	11:20.375 26.257	55.100		18
20	1	827 Julius Berthold	DEU	TB Racing Team	DEU	ITF38613 KBF38262	KR/IAME/Komet	12	11:20.408 26.290	54.951		17
21	1	898 Hawk Baylaan White	GBR	AT Motorsport	DEU	ITE40903 BIC38996	Exprit/IAME/Komet	12	11:22.147 28.029	54.543	+ 5 sec	16
22	-7	808 Eric Wess	DEU	Kartshop Ampfing	DEU	NKA38485 KBF25142	Drago Corse/IAME/Komet	12	11:24.505 30.387	54.703	+ 10 sec	15
23	1	814 Nina Aptsiauri	GEO	CRG Deutschland	DEU	ITF230054 KBF18122	CRG/IAME/Komet	12	11:44.670 50.552	57.491		14
24	-23	887 Torben Gröndahl	DEU	MSC Groß Dölln e.V. im ADAC CV Performance Group	DEU	ITC-C14120 BIF38321	KR/IAME/Komet	5	4:33.856 7 Laps	54.010		13

Announcements

808 + 5 sec overtaking after redline

823,802,898,808 + 5 sec front fairing

Timekeeper
M.Riehmers




Race Director
H.Seidel



Page 1/1

These results are provisional until the conclusion of any judicial and technical matters!

Printed: 21.04.2024 / 11:29



X30 SENIOR

Super Heat Group A Revision 2

Track length: 1.315 Km

Race Started: 10:27:31

Best Lap by: 830 - Max Hezel - 52.975

Rank	#	Driver	Nat	Sponsor Entrant	Nat	License E-License	Make	laps	T. Time Diff	Best Lap	Penalty	Points
1	0	903 Kevin Lantinga	NLD	J.K. Lantinga	NLD	ITE42585 IEL30038	Croc/IAME/Komet	12	10:51.773	53.131		75
2	2	822 Elia Weiss	DEU	DSK e.V. Ja zum Motorsport SIM-ON	DEU	ITG38504 KBF39246	Kosmic/IAME/Komet	12	10:51.950 0.177	53.218		69
3	10	830 Max Hezel	DEU	ADAC Hessen-Thüringen e.V. CV Performance Group	DEU	ITF38265 BIF38321	KR/IAME/Komet	12	10:52.011 0.238	52.975		63
4	1	902 Daniel Brozovic	DEU	TR Motorsport	DEU	ITE 42036 KBF23400	OTK/IAME/Komet	12	10:52.462 0.689	53.262		57
5	5	810 Daniel Guinchar	GBR	SFR Motorsport	GBR	ITC-C292117 IBL368379	Birel Art/IAME/Vega	12	10:55.851 4.078	53.617		51
6	-4	833 Jannik Remmert	DEU	VDB Kart Racing	DEU	ITE19994 KBF10478	Tony Kart/IAME/Komet	12	10:56.033 4.260	53.567		48
7	1	876 Cemil Bayyati	DEU	Dörr Motorsport	DEU	ITG15366 BIF38420	KR/IAME/Komet	12	10:56.492 4.719	53.551		45
8	16	890 Leonard Hocker	DEU	RS-Motorsport	DEU	NKA22440 KBF40372	CRG/IAME/Komet	12	10:56.545 4.772	53.529		42
9	2	855 Matti Klasen	DEU	DSK e.V. Ja zum Motorsport RMW Motorsport	DEU	ITE13782 BIC39010	Tony Kart/IAME/Komet	12	11:01.069 9.296	53.647		39
10	-7	812 Rocco Curcio	DEU	Valier Motorsport	DEU	ITE29607 KBF15727	Energy/IAME/Komet	12	11:01.104 9.331	53.203	+ 5 sec	36
11	1	821 Manuel Wagner	DEU	RS-Motorsport	DEU	ITE 39259 BIF40372	CRG/IAME/Komet	12	11:01.831 10.058	53.691	+ 5 sec	34
12	-5	809 Luis Esser	DEU	RMW Motorsport	DEU	ITE 11661 KBF39010	OTK/IAME/Komet	12	11:02.387 10.614	53.864	+ 5 sec	32
13	-7	885 Carl Luthardt	DEU	TB Racing Team	DEU	ITE 37029 KBF38262	KR/IAME/Komet	12	11:02.439 10.666	53.540		30
14	8	815 Moritz Wolber	DEU	ADAC Südbaden e.V. NEES RACING	DEU	NKA16641 BIF17863	Maranello/IAME/Komet	12	11:02.455 10.682	53.639		28
15	2	888 Louis Schütze	DEU	RF Racing	DEU	ITE 17941 KBF41358	KR/IAME/Komet	12	11:02.678 10.905	53.876		26
16	2	818 Matthy Vandebroek	DEU	VDB Kart Racing	DEU	ITE 11491 KBF10478	Tony Kart/IAME/Komet	12	11:07.603 15.830	54.150		24
17	-8	835 Jarno Wiese	DEU	VDB Kart Racing	DEU	ITE 40767 KBF10478	OTK/IAME/Komet	12	11:07.745 15.972	53.306	+ 5 sec	22
18	5	881 Jacob Trost	DEU	ADAC Hessen-Thüringen e.V. DUTT MOTORSPORT by FENSTER.COM	LUX	NKA41233 IDCK867	Tony Kart/IAME/Komet	12	11:19.542 27.769	54.848		20
19	-4	811 Karl Schmiederer	DEU	RS-Motorsport	DEU	ITE39775 KBF40372	CRG/IAME/Komet	12	11:20.055 28.282	55.451		18
20	0	882 Colin Hahn	DEU	Team Hemkemeyer	DEU	NKA25476 KBF42853	Falcon/IAME/	12	11:23.036 31.263	54.708	+ 5 sec	17
21	4	872 Tobias Burgstahler	DEU	ADAC Württemberg e.V. Stern Motorsport	DEU	NKA38364 KBF38195	KR/IAME/Komet	12	11:23.044 31.271	55.554		16
22	-6	834 Moritz Schwing	DEU	Team NKS	DEU	ITE 12057 KBF29153	DR/IAME/Komet	2	1:58.992 10 Laps	56.232		15
23	-2	817 Maximilian Engelstädter	DEU	Dörr Motorsport	DEU	NKA40565 BIF38420	KR/IAME/Komet	0	7.017 12 Laps		+ 5 sec	14
24	-10	845 Jan Waibel	DEU	ADAC Mittelrhein e.V. VDB Kart Racing	DEU	NKA12495 KBF10478	Tony Kart/IAME/Komet	0				13

Not classified

DSQ	843	Luis Simon	DEU	PCH Racing	DEU	NKA36581 39956	LN/IAME/Komet	12	DSQ	55.038		7
-----	-----	------------	-----	------------	-----	----------------	---------------	----	-----	--------	--	---

Announcements


- # 821,812,809,882,817 + 5 sec front fairing
- # 835 + 5 sec push
- # 843 DQ Steward

DKM Round 1
X30 SENIOR
Mülser
Final Intermediate Classification

Pos. No.	Firstname	Lastname	Nat.		Nat.		Sponsor	QP	Total PTS	BC	AC	AB	SHA	SHB
			Dri	Entrant	Ent	Make								
1	903	Kevin	Lantinga	NLD J.K. Lantinga	NLD	Croc/IAME/Komet		1	169	--	50	44	75	--
2	884	Davin	Singer	DEU CV Performance Group	DEU	KR/IAME/Komet	ADAC Südbaden e.V.	12	141	34	38	--	--	69
3	822	Elia	Weiss	DEU SIM-ON	DEU	Kosmic/IAME/Komet	DSK e.V. Ja zum Motorsport	14	139	32	--	38	69	--
4	836	Max	Ohsenbrink	DEU KSL Racing Team	DEU	Alonso/IAME/Komet		2	133	44	--	32	--	57
5	895	Phil Colin	Streng	DEU Ebert Motorsport	DEU	LN/IAME/Komet	ADAC Württemberg e.V.	22	126	--	24	27	--	75
6	833	Jannik	Remmert	DEU VDB Kart Racing	DEU	Tony Kart/IAME/Komet		7	125	--	36	41	48	--
7	902	Daniel	Brozovic	DEU TR Motorsport	DEU	OTK/IAME/Komet		19	125	--	34	34	57	--
8	864	Marc	Gerstenkorn	CHE Kartshop Ampfing	DEU	Drago Corse/IAME/Komet		8	123	30	--	30	--	63
9	823	Jason	Bralic	NLD SIM-ON	DEU	Kosmic/IAME/Komet		16	120	--	41	28	--	51
10	812	Rocco	Curcio	DEU Valier Motorsport	DEU	Energy/IAME/Komet		6	109	41	32	--	36	--
11	802	Nando	Weixelbaumer	AUT TB Racing Team	DEU	KR/IAME/Komet		3	108	50	16	--	--	42
12	830	Max	Hezel	DEU CV Performance Group	DEU	KR/IAME/Komet	ADAC Hessen-Thüringen e.V.	11	105	6	--	36	63	--
13	810	Daniel	Guinchard	GBR SFR Motorsport	GBR	Birel Art/IAME/Vega		5	101	0	--	50	51	--
14	877	Niklas	Hirsch	DEU SIM-ON	DEU	Kosmic/IAME/Komet	MSC-Langenfeld e. V. im ADA	20	98	28	--	25	--	45
15	876	Cemil	Bayyati	DEU Dörr Motorsport	DEU	KR/IAME/Komet		25	98	--	30	23	45	--
16	885	Carl	Luthardt	DEU TB Racing Team	DEU	KR/IAME/Komet		21	94	38	26	--	30	--
17	887	Torben	Gröndahl	DEU CV Performance Group	DEU	KR/IAME/Komet	MSC Groß Dölln e.V. im ADAC	9	93	36	44	--	--	13
18	829	Lutz	Ohsenbrink	DEU KSL Racing Team	DEU	Alonso/IAME/Komet		17	90	23	--	19	--	48
19	809	Luis	Esser	DEU RMW Motorsport	DEU	OTK/IAME/Komet		4	86	--	28	26	32	--
20	816	Elias	Schorneck	DEU VDB Kart Racing	DEU	Tony Kart/IAME/Komet		15	84	25	23	--	--	36
21	855	Matti	Klasen	DEU RMW Motorsport	DEU	Tony Kart/IAME/Komet	DSK e.V. Ja zum Motorsport	13	83	--	22	22	39	--
22	806	Moritz	Fischer	DEU DUTT MOTORSP. by FENSTER.COM	LUX	Tony Kart/IAME/Komet	ADAC Pfalz e.V.	39	82	24	19	--	--	39
23	844	Kevin	Wagner	DEU Valier Motorsport	DEU	Energy/IAME/Komet	MSC-Langenfeld e. V. im ADA	23	78	26	--	18	--	34
24	821	Manuel	Wagner	DEU RS-Motorsport	DEU	CRG/IAME/Komet		32	77	22	--	21	34	--
25	853	Devin Leon	Ucar	DEU Ebert Motorsport	DEU	Tony Kart /IAME/Komet	ADAC Pfalz e.V.	18	76	27	25	--	--	24
26	835	Jarno	Wiese	DEU VDB Kart Racing	DEU	OTK/IAME/Komet		10	73	--	27	24	22	--
27	820	Felix	Maurer	DEU DUTT MOTORSPORT by FENSTER.com	LUX	Tony Kart/IAME/Komet		33	61	9	20	--	--	32
28	890	Leonard	Hocker	DEU RS-Motorsport	DEU	CRG/IAME/Komet		40	58	--	4	12	42	--
29	980	Benno	Drelok	DEU Rocco Drelok	DEU	Tony Kart/IAME/Komet		34	56	--	21	17	--	18
30	888	Louis	Schütze	DEU RF Racing	DEU	KR/IAME/Komet		36	55	21	8	--	26	--
31	899	Luke	Neubauer	DEU AT Motorsport	DEU	OTK/IAME/Komet		30	54	11	13	--	--	30
32	811	Karl	Schmiederer	DEU RS-Motorsport	DEU	CRG/IAME/Komet		29	53	19	--	16	18	--
33	818	Matthy	Vandebroek	DEU VDB Kart Racing	DEU	Tony Kart/IAME/Komet		43	53	--	15	14	24	--
34	845	Jan	Waibel	DEU VDB Kart Racing	DEU	Tony Kart/IAME/Komet	ADAC Mittelrhein e.V.	31	51	--	18	20	13	--
35	808	Eric	Wess	DEU Kartshop Ampfing	DEU	Drago Corse/IAME/Komet		41	50	20	--	15	--	15
36	891	Luka	Koullen	NLD PCH Racing	DEU	LN/IAME/Komet		38	49	16	--	13	--	20
Not qualified for Final from position 37														
37	824	Noel	Honguero	DEU VDB Kart Racing	DEU	Tony Kart/IAME/Komet		24	48	17	9	--	--	22
38	848	Maris	Schulte	DEU ADAC Weser Ems e.V.	DEU	Tony Kart/IAME/Komet		28	48	--	17	5	--	26
39	815	Moritz	Wolber	DEU NEES RACING	DEU	Maranello/IAME/Komet	ADAC Südbaden e.V.	45	47	8	11	--	28	--
40	834	Moritz	Schwing	DEU Team NKS	DEU	DR/IAME/Komet		42	45	18	12	--	15	--
41	807	Marlon	Vatter	DEU AT Motorsport	DEU	Exprit/IAME/Komet		48	45	7	10	--	--	28
42	882	Colin	Hahn	DEU Team Hemkemeyer	DEU	Falcon/IAME/		26	39	14	--	8	17	--
43	827	Julius	Berthold	DEU TB Racing Team	DEU	KR/IAME/Komet		44	39	12	--	10	--	17
44	881	Jacob	Trost	DEU DUTT MOTORSPORT by FENSTER.COM	LUX	Tony Kart/IAME/Komet	ADAC Hessen-Thüringen e.V.	27	37	10	7	--	20	--
45	817	Maximilian	Engelstädter	DEU Dörr Motorsport	DEU	KR/IAME/Komet		35	36	13	--	9	14	--

Announcements: These results are provisional until the conclusion of any judicial and technical matters

Race Director Horst Seidel:



Timekeeping M. Riehmers:



Printed: 21.04.2024 12:38

Posted at: h



DKM Round 1

X30 SENIOR

Mülsern

Ranking after Heats

Pos. No.	Firstname	Lastname	Nat.		Nat.		Sponsor	Total						
			Dri	Entrant	Ent	Make		QP	PTS	B-C	A-C	A-B	SHA	SHB
46	898	Hawk Baylaan	White	GBR AT Motorsport	DEU	Exprit/IAME/Komet		37	34	--	14	4	--	16
47	843	Luis	Simon	DEU PCH Racing	DEU	LN/IAME/Komet		47	33	15	--	11	7	--
48	814	Nina	Aptsiauri	GEO CRG Deutschland	DEU	CRG/IAME/Komet		46	27	--	6	7	--	14
49	872	Tobias	Burgstahler	DEU Stern Motorsport	DEU	KR/IAME/Komet	ADAC Württemberg e.V.	49	27	--	5	6	16	--

Announcements:

These results are provisional until the conclusion of any judicial and technical matters

Race Director Horst Seidel:



Timekeeping M. Riehmers:



Printed: 21.04.2024 12:38

Posted at: h



DKM Round 1			Track:	MülSEN	Edition 1		
Class: X30 SENIOR			Heat:	Final			
Date/Time: 21.04.2024 14:40			Laps:	14 lap			
Eric Wess	808	Corse/IAME/Komet	18	Luka Koullen	891	LN/IAME/Komet	
	35				36		
Matthy Vandebroek	818	Kart/IAME/Komet	17	Jan Waibel	845	Kart/IAME/Komet	
	33				34		
Luke Neubauer	899	OTK/IAME/Komet	16	Karl Schmiederer	811	CRG/IAME/Komet	
	31				32		
Benno Drelok	980	Kart/IAME/Komet	15	Louis Schütze	888	KR/IAME/Komet	
	29				30		
Felix Maurer	820	Kart/IAME/Komet	14	Leonard Hocker	890	CRG/IAME/Komet	
	27				28		
Devin Leon Ucar	853	Tony Kart IAME/Komet	13	Jarno Wiese	835	OTK/IAME/Komet	
	25				26		
Kevin Wagner	844	Energy/IAME/Komet	12	Manuel Wagner	821	CRG/IAME/Komet	
	23				24		
Matti Klasen	855	Kart/IAME/Komet	11	Moritz Fischer	806	Kart/IAME/Komet	
	21				22		
Luis Esser	809	OTK/IAME/Komet	10	Elias Schorneck	816	Kart/IAME/Komet	
	19				20		
Torben Gröndahl	887	KR/IAME/Komet	9	Lutz Ohsenbrink	829	Alonso/IAME/Komet	
	17				18		
Cemil Bayyati	876	KR/IAME/Komet	8	Carl Luthardt	885	KR/IAME/Komet	
	15				16		
Daniel Guinchard	810	Birel Art/IAME/Vega	7	Niklas Hirsch	877	Kosmic/IAME/Komet	
	13				14		
Nando Weixelbaumer	802	KR/IAME/Komet	6	Max Hezel	830	KR/IAME/Komet	
	11				12		
Jason Bralic	823	Kosmic/IAME/Komet	5	Rocco Curcio	812	Energy/IAME/Komet	
	9				10		
Daniel Brozovic	902	OTK/IAME/Komet	4	Marc Gerstenkorn	864	Corse/IAME/Komet	
	7				8		
Phil Colin Streng	895	LN/IAME/Komet	3	Jannik R Emmert	833	Kart/IAME/Komet	
	5				6		
Elia Weiss	822	Kosmic/IAME/Komet	2	Max Ohsenbrink	836	Alonso/IAME/Komet	
	3				4		
Kevin Lantinga	903	Croc/IAME/Komet	1	Davin Singer	884	KR/IAME/Komet	
	1				2		

Pole Position

Row

printed 21.04.2024 12:24

X30 SENIOR

Final

Track length: 1.315 Km
Race Started: 14:42:43
Best Lap by: 902 - Daniel Brozovic - 52.577


Rank	#	Driver	Nat	Sponsor Entrant	Nat	License E-License	Make	laps	T. Time Diff	Best Lap	Penalty	Points
1	0	903 Kevin Lantinga	NLD	J.K. Lantinga	NLD	ITE42585 IEL30038	Croc/IAME/Komet	14	12:27.805	52.754		0
2	0	884 Davin Singer	DEU	ADAC Südbaden e.V. CV Performance Group	DEU	ITE 23384 BIF38321	KR/IAME/Komet	14	12:29.680 1.875	52.641		51
3	6	823 Jason Bralic	NLD	SIM-ON	DEU	ITG46957 KBF39246	Kosmic/IAME/Komet	14	12:30.285 2.480	52.692		44
4	0	836 Max Ohsenbrink	DEU	KSL Racing Team	DEU	ITE18670 KBF1304585	Alonso/IAME/Komet	14	12:32.847 5.042	52.845		38
5	5	812 Rocco Curcio	DEU	Valier Motorsport	DEU	ITE29607 KBF15727	Energy/IAME/Komet	14	12:33.007 5.202	52.755		34
6	0	833 Jannik Remmert	DEU	VDB Kart Racing	DEU	ITE19994 KBF10478	Tony Kart/IAME/Komet	14	12:36.169 8.364	52.922		30
7	6	810 Daniel Guinchard	GBR	SFR Motorsport	GBR	ITC-C292117 IBL368379	Birel Art/IAME/Vega	14	12:37.274 9.469	52.822		26
8	-1	902 Daniel Brozovic	DEU	TR Motorsport	DEU	ITE 42036 KBF23400	OTK/IAME/Komet	14	12:37.281 9.476	52.577		0
9	8	887 Torben Gröndahl	DEU	MSC Groß Dölln e.V. im ADAC CV Performance Group	DEU	ITC-C14120 BIF38321	KR/IAME/Komet	14	12:38.026 10.221	52.690		22
10	2	830 Max Hezel	DEU	ADAC Hessen-Thüringen e.V. CV Performance Group	DEU	ITF38265 BIF38321	KR/IAME/Komet	14	12:40.133 12.328	52.774		18
11	-8	822 Elia Weiss	DEU	DSK e.V. Ja zum Motorsport SIM-ON	DEU	ITG38504 KBF39246	Kosmic/IAME/Komet	14	12:41.124 13.319	52.921		14
12	-12	864 Marc Gerstenkorn	CHE	Kartshop Ampfing	DEU	ITF375 BIF25142	Drago Corse/IAME/Komet	14	12:41.423 13.618	52.685		10
13	6	809 Luis Esser	DEU	RMW Motorsport	DEU	ITE 11661 KBF39010	OTK/IAME/Komet	14	12:41.466 13.661	52.958		8
14	-14	855 Matti Klasen	DEU	DSK e.V. Ja zum Motorsport RMW Motorsport	DEU	ITE13782 BIC39010	Tony Kart/IAME/Komet	14	12:41.713 13.908	53.193		6
15	-1	877 Niklas Hirsch	DEU	MSC-Langenfeld e. V. im ADAC SIM-ON	DEU	ITF39320 KBF39246	Kosmic/IAME/Komet	14	12:41.786 13.981	52.921		4
16	6	806 Moritz Fischer	DEU	ADAC Pfalz e.V. DUTT MOTORSP. by FENSTER.COM	LUX	NKA26409 IBLK867	Tony Kart/IAME/Komet	14	12:42.048 14.243	53.066		2
17	-2	876 Cemil Bayyati	DEU	Dörr Motorsport	DEU	ITG15366 BIF38420	KR/IAME/Komet	14	12:43.522 15.717	53.185		1
18	10	890 Leonard Hocker	DEU	RS-Motorsport	DEU	NKA22440 KBF40372	CRG/IAME/Komet	14	12:45.104 17.299	53.065		0
19	5	821 Manuel Wagner	DEU	RS-Motorsport	DEU	ITE 39259 BIF40372	CRG/IAME/Komet	14	12:46.619 18.814	53.383		0
20	16	891 Luka Koullen	NLD	PCH Racing	DEU	NKA50483 BIF39956	LN/IAME/Komet	14	12:46.664 18.859	53.321		0
21	-10	802 Nando Weixelbaumer	AUT	TB Racing Team	DEU	ITEJK2078 KBF38262	KR/IAME/Komet	14	12:46.868 19.063	53.158		0
22	-4	829 Lutz Ohsenbrink	DEU	KSL Racing Team	DEU	ITE40759 KBF1304585	Alonso/IAME/Komet	14	12:47.419 19.614	52.998	+ 5 sec	0
23	12	808 Eric Wess	DEU	Kartshop Ampfing	DEU	NKA38485 KBF25142	Drago Corse/IAME/Komet	14	12:48.989 21.184	53.413		0
24	8	811 Karl Schmiederer	DEU	RS-Motorsport	DEU	ITE39775 KBF40372	CRG/IAME/Komet	14	12:49.866 22.061	53.615		0
25	-9	885 Carl Luthardt	DEU	TB Racing Team	DEU	ITE 37029 KBF38262	KR/IAME/Komet	14	12:52.097 24.292	52.665	+ 5 sec	0
26	3	980 Benno Drelok	DEU	Rocco Drelok	DEU	NKA10580 BEK1204567	Tony Kart/IAME/Komet	14	12:52.700 24.895	53.688		0
27	0	820 Felix Maurer	DEU	DUTT MOTORSPORT by FENSTER.com	LUX	NKA41244 IBLK867	Tony Kart/IAME/Komet	14	12:52.790 24.985	52.877	+ 5 sec	0
28	6	845 Jan Waibel	DEU	ADAC Mittelrhein e.V. VDB Kart Racing	DEU	NKA12495 KBF10478	Tony Kart/IAME/Komet	14	12:52.808 25.003	53.777		0
29	4	818 Matthy Vandebroek	DEU	VDB Kart Racing	DEU	ITE 11491 KBF10478	Tony Kart/IAME/Komet	14	12:52.991 25.186	53.540		0
30	-5	853 Devin Leon Ucar	DEU	ADAC Pfalz e.V. Ebert Motorsport	DEU	ITF40418 KBF38528	Tony Kart /IAME/Komet	14	12:56.726 28.921	53.710		0
31	-1	888 Louis Schütze	DEU	RF Racing	DEU	ITE 17941 KBF41358	KR/IAME/Komet	14	12:59.414 31.609	53.346	+ 5 sec	0
32	-12	816 Elias Schorneck	DEU	VDB Kart Racing	DEU	ITE40538 KBF10478	Tony Kart/IAME/Komet	14	13:00.576 32.771	53.474	+ 5 sec	0
33	-2	899 Luke Neubauer	DEU	AT Motorsport	DEU	NKA16390 KBF38996	OTK/IAME/Komet	14	13:02.337 34.532	54.254		0
34	-8	835 Jarno Wiese	DEU	VDB Kart Racing	DEU	ITE 40767 KBF10478	OTK/IAME/Komet	13	11:59.041 1 Lap	52.988		0
35	-12	844 Kevin Wagner	DEU	MSC-Langenfeld e. V. im ADAC Valier Motorsport	DEU	ITE 11828 KBF39300	Energy/IAME/Komet	12	11:08.325 2 Laps	53.141	+ 5 sec	0
36	-31	895 Phil Colin Streng	DEU	ADAC Württemberg e.V. Ebert Motorsport	DEU	ITE42785 EL38528	LN/IAME/Komet	10	9:07.764 4 Laps	53.020		0

Announcements

844,829,820,885,816,888 + 5 sec front fairing

Timekeeper
M.Riehmers

Race Director
H.Seidel



INT. ADAC Kartrennen Mülsen

X30 SENIOR

Arena E Mülsen 1,315 Km

Final

21.04.2024 14:40

Race (14 Laps) started at 14:42:43

Lap	Time of Day	Lap Tm	Diff	S1 Tm	S2 Tm
(903) Kevin Lantinga					
1	14:43:38.429	55.082	+2.328	39.797	15.285
2	14:44:32.378	53.949	+1.195	38.724	15.225
3	14:45:25.913	53.535	+0.781	38.471	15.064
4	14:46:19.226	53.313	+0.559	38.200	15.113
5	14:47:12.270	53.044	+0.290	37.983	15.061
6	14:48:05.154	52.884	+0.130	37.827	15.057
7	14:48:58.268	53.114	+0.360	38.037	15.077
8	14:49:51.151	52.883	+0.129	37.817	15.066
9	14:50:43.905	52.754		37.792	14.962
10	14:51:36.713	52.808	+0.054	37.676	15.132
11	14:52:29.747	53.034	+0.280	37.869	15.165
12	14:53:23.255	53.508	+0.754	38.215	15.293
13	14:54:17.094	53.839	+1.085	38.631	15.208
14	14:55:11.152	54.058	+1.304	38.759	15.299

(884) Davin Singer					
1	14:43:40.189	56.656	+4.015	41.386	15.270
2	14:44:36.105	55.916	+3.275	40.675	15.241
3	14:45:29.876	53.771	+1.130	38.740	15.031
4	14:46:23.673	53.797	+1.156	38.838	14.959
5	14:47:17.172	53.499	+0.858	38.395	15.104
6	14:48:10.086	52.914	+0.273	37.781	15.133
7	14:49:02.791	52.705	+0.064	37.654	15.051
8	14:49:55.432	52.641		37.617	15.024
9	14:50:48.386	52.954	+0.313	37.834	15.120
10	14:51:41.171	52.785	+0.144	37.658	15.127
11	14:52:33.988	52.817	+0.176	37.786	15.031
12	14:53:26.954	52.966	+0.325	37.875	15.091
13	14:54:19.969	53.015	+0.374	37.824	15.191
14	14:55:13.027	53.058	+0.417	37.865	15.193

(823) Jason Bralic					
1	14:43:40.748	57.062	+4.370	41.697	15.365
2	14:44:35.400	54.652	+1.960	39.366	15.286
3	14:45:29.677	54.277	+1.585	39.310	14.967
4	14:46:23.172	53.495	+0.803	38.433	15.062
5	14:47:16.230	53.058	+0.366	38.025	15.033
6	14:48:09.029	52.799	+0.107	37.719	15.080
7	14:49:01.887	52.858	+0.166	37.814	15.044
8	14:49:54.579	52.692		37.729	14.963
9	14:50:48.941	54.362	+1.670	39.370	14.992
10	14:51:41.800	52.859	+0.167	37.874	14.985
11	14:52:34.641	52.841	+0.149	37.869	14.972
12	14:53:27.636	52.995	+0.303	37.943	15.052
13	14:54:20.600	52.964	+0.272	37.818	15.146
14	14:55:13.632	53.032	+0.340	38.004	15.028

(836) Max Ohsenbrink					
1	14:43:40.995	57.383	+4.538	41.930	15.453
2	14:44:35.458	54.463	+1.618	39.242	15.221
3	14:45:29.619	54.161	+1.316	38.994	15.167
4	14:46:23.767	54.148	+1.303	39.244	14.904
5	14:47:17.545	53.778	+0.933	38.862	14.916
6	14:48:10.544	52.999	+0.154	38.045	14.954
7	14:49:03.543	52.999	+0.154	37.936	15.063
8	14:49:57.481	53.938	+1.093	38.757	15.181
9	14:50:50.809	53.328	+0.483	38.275	15.053
10	14:51:43.916	53.107	+0.262	38.103	15.004
11	14:52:36.761	52.845		37.800	15.045
12	14:53:29.953	53.192	+0.347	37.982	15.210
13	14:54:23.020	53.067	+0.222	37.924	15.143
14	14:55:16.194	53.174	+0.329	38.030	15.144

(812) Rocco Curcio					
1	14:43:42.058	58.143	+5.388	42.947	15.196
2	14:44:37.600	55.542	+2.787	39.881	15.661
3	14:45:31.677	54.077	+1.322	39.023	15.054
4	14:46:24.910	53.233	+0.478	38.302	14.931
5	14:47:18.112	53.202	+0.447	38.254	14.948
6	14:48:11.036	52.924	+0.169	37.918	15.006
7	14:49:03.791	52.755		37.749	15.006

8	14:49:57.673	53.882	+1.127	38.806	15.076
9	14:50:50.755	53.082	+0.327	37.886	15.196
10	14:51:43.769	53.014	+0.259	37.890	15.124
11	14:52:37.156	53.387	+0.632	38.390	14.997
12	14:53:30.176	53.020	+0.265	37.958	15.062
13	14:54:23.303	53.127	+0.372	38.095	15.032
14	14:55:16.354	53.051	+0.296	38.025	15.026

(833) Jannik Remmert					
1	14:43:41.157	57.338	+4.416	41.486	15.852
2	14:44:37.096	55.939	+3.017	40.387	15.552
3	14:45:31.576	54.480	+1.558	39.323	15.157
4	14:46:25.382	53.806	+0.884	38.689	15.117
5	14:47:19.003	53.621	+0.699	38.559	15.062
6	14:48:12.081	53.078	+0.156	38.076	15.002
7	14:49:05.294	53.213	+0.291	38.171	15.042
8	14:49:58.855	53.561	+0.639	38.383	15.178
9	14:50:53.456	54.601	+1.679	39.512	15.089
10	14:51:46.642	53.186	+0.264	38.058	15.128
11	14:52:39.564	52.922		37.857	15.065
12	14:53:32.820	53.256	+0.334	38.039	15.217
13	14:54:26.146	53.326	+0.404	38.103	15.223
14	14:55:19.516	53.370	+0.448	38.171	15.199


(810) Daniel Guinchard					
1	14:43:43.438	59.604	+6.782	44.270	15.334
2	14:44:38.646	55.208	+2.386	40.014	15.194
3	14:45:33.157	54.511	+1.689	39.369	15.142
4	14:46:26.244	53.087	+0.265	38.109	14.978
5	14:47:19.279	53.035	+0.213	38.099	14.936
6	14:48:12.332	53.053	+0.231	38.038	15.015
7	14:49:05.510	53.178	+0.356	38.226	14.952
8	14:49:59.952	54.442	+1.620	39.441	15.001
9	14:50:53.847	53.895	+1.073	38.842	15.053
10	14:51:46.947	53.100	+0.278	38.042	15.058
11	14:52:39.769	52.822		37.839	14.983
12	14:53:33.572	53.803	+0.981	38.276	15.527
13	14:54:26.919	53.347	+0.525	38.190	15.157
14	14:55:20.621	53.702	+0.880	38.398	15.304

(902) Daniel Brozovic					
1	14:43:41.403	57.794	+5.217	42.585	15.209
2	14:44:37.652	56.249	+3.672	40.683	15.566
3	14:45:33.502	55.850	+3.273	40.835	15.015
4	14:46:26.936	53.434	+0.857	38.420	15.014
5	14:47:19.845	52.909	+0.332	38.070	14.839
6	14:48:12.457	52.612	+0.035	37.677	14.935
7	14:49:05.581	53.124	+0.547	38.223	14.901
8	14:49:59.290	53.709	+1.132	38.687	15.022
9	14:50:54.433	55.143	+2.566	40.155	14.988
10	14:51:48.240	53.807	+1.230	38.686	15.121
11	14:52:41.034	52.794	+0.217	37.828	14.966
12	14:53:33.611	52.577		37.719	14.858
13	14:54:26.560	52.949	+0.372	37.946	15.003
14	14:55:20.628	54.068	+1.491	38.945	15.123

(887) Torben Gröndahl					
1	14:43:43.016	58.965	+6.275	43.733	15.232
2	14:44:37.815	54.799	+2.109	39.219	15.580
3	14:45:31.906	54.091	+1.401	39.077	15.014
4	14:46:25.558	53.652	+0.962	38.668	14.984
5	14:47:18.604	53.046	+0.356	38.104	14.942
6	14:48:11.294	52.690		37.742	14.948
7	14:49:03.986	52.692	+0.002	37.793	14.899
8	14:49:59.168	55.182	+2.492	40.138	15.044
9	14:50:53.016	53.848	+1.158	38.741	15.107
10	14:51:46.292	53.276	+0.586	38.178	15.098
11	14:52:39.379	53.087	+0.397	37.997	15.090
12	14:53:32.598	53.219	+0.529	38.054	15.165
13	14:54:26.348	53.750	+1.060	38.694	15.056
14	14:55:21.373	55.025	+2.335	39.749	15.276

(830) Max Hezel					
------------------------	--	--	--	--	--

Orbits



INT. ADAC Kartrennen Mülsen

X30 SENIOR

Arena E Mülsen 1,315 Km

Final

21.04.2024 14:40

Race (14 Laps) started at 14:42:43

Lap	Time of Day	Lap Tm	Diff	S1 Tm	S2 Tm
1	14:43:43.319	59.336	+6.562	43.974	15.362
2	14:44:38.392	55.073	+2.299	39.852	15.221
3	14:45:32.545	54.153	+1.379	39.043	15.110
4	14:46:25.801	53.256	+0.482	38.230	15.026
5	14:47:19.123	53.322	+0.548	38.349	14.973
6	14:48:11.897	52.774		37.738	15.036
7	14:49:04.683	52.786	+0.012	37.764	15.022
8	14:49:59.662	54.979	+2.205	39.761	15.218
9	14:50:56.567	56.905	+4.131	41.416	15.489
10	14:51:50.100	53.533	+0.759	38.507	15.026
11	14:52:43.184	53.084	+0.310	38.028	15.056
12	14:53:36.244	53.060	+0.286	37.869	15.191
13	14:54:29.524	53.280	+0.506	38.122	15.158
14	14:55:23.480	53.956	+1.182	38.631	15.325

(822) Elia Weiss

1	14:43:39.979	56.570	+3.649	41.055	15.515
2	14:44:35.073	55.094	+2.173	39.791	15.303
3	14:45:29.561	54.488	+1.567	39.252	15.236
4	14:46:23.584	54.023	+1.102	39.052	14.971
5	14:47:17.422	53.838	+0.917	38.852	14.986
6	14:48:10.343	52.921		37.938	14.983
7	14:49:03.398	53.055	+0.134	38.055	15.000
8	14:49:58.788	55.390	+2.469	40.156	15.234
9	14:50:54.256	55.468	+2.547	40.482	14.986
10	14:51:49.343	55.087	+2.166	39.707	15.380
11	14:52:43.091	53.748	+0.827	38.574	15.174
12	14:53:36.370	53.279	+0.358	38.193	15.086
13	14:54:29.854	53.484	+0.563	38.507	14.977
14	14:55:24.471	54.617	+1.696	39.307	15.310

(864) Marc Gerstenkorn

1	14:43:44.937	1:01.066	+8.381	45.230	15.836
2	14:44:40.325	55.388	+2.703	40.147	15.241
3	14:45:35.079	54.754	+2.069	39.545	15.209
4	14:46:28.616	53.537	+0.852	38.458	15.079
5	14:47:22.272	53.656	+0.971	38.386	15.270
6	14:48:15.354	53.082	+0.397	37.978	15.104
7	14:49:08.039	52.685		37.673	15.012
8	14:50:01.014	52.975	+0.290	37.962	15.013
9	14:50:56.279	55.265	+2.580	40.033	15.232
10	14:51:50.344	54.065	+1.380	39.007	15.058
11	14:52:43.849	53.505	+0.820	38.393	15.112
12	14:53:36.864	53.015	+0.330	37.876	15.139
13	14:54:29.630	52.766	+0.081	37.769	14.997
14	14:55:24.770	55.140	+2.455	39.769	15.371

(809) Luis Esser

1	14:43:44.141	59.996	+7.038	44.605	15.391
2	14:44:38.980	54.839	+1.881	39.710	15.129
3	14:45:33.423	54.443	+1.485	39.406	15.037
4	14:46:26.824	53.401	+0.443	38.410	14.991
5	14:47:19.782	52.958		38.056	14.902
6	14:48:13.122	53.340	+0.382	38.254	15.086
7	14:49:06.197	53.075	+0.117	38.108	14.967
8	14:50:00.354	54.157	+1.199	39.061	15.096
9	14:50:55.989	55.635	+2.677	40.225	15.410
10	14:51:49.949	53.960	+1.002	38.827	15.133
11	14:52:43.362	53.413	+0.455	38.399	15.014
12	14:53:37.115	53.753	+0.795	38.706	15.047
13	14:54:31.109	53.994	+1.036	38.857	15.137
14	14:55:24.813	53.704	+0.746	38.601	15.103

(855) Matti Klasen

1	14:43:45.006	1:00.759	+7.566	44.944	15.815
2	14:44:40.392	55.386	+2.193	40.285	15.101
3	14:45:34.551	54.159	+0.966	39.011	15.148
4	14:46:28.410	53.859	+0.666	38.743	15.116
5	14:47:22.720	54.310	+1.117	38.457	15.853
6	14:48:15.967	53.247	+0.054	38.079	15.168
7	14:49:09.160	53.193		38.022	15.171
8	14:50:02.819	53.659	+0.466	38.505	15.154
9	14:50:56.726	53.907	+0.714	38.764	15.143

Lap	Time of Day	Lap Tm	Diff	S1 Tm	S2 Tm
10	14:51:50.462	53.736	+0.543	38.807	14.929
11	14:52:43.919	53.457	+0.264	38.493	14.964
12	14:53:37.459	53.540	+0.347	38.375	15.165
13	14:54:31.072	53.613	+0.420	38.282	15.331
14	14:55:25.060	53.988	+0.795	38.905	15.083

(877) Niklas Hirsch

1	14:43:43.867	59.805	+6.884	44.457	15.348
2	14:44:40.042	56.175	+3.254	40.742	15.433
3	14:45:33.845	53.803	+0.882	38.744	15.059
4	14:46:28.175	54.330	+1.409	39.118	15.212
5	14:47:21.592	53.417	+0.496	38.277	15.140
6	14:48:14.904	53.312	+0.391	38.151	15.161
7	14:49:08.381	53.477	+0.556	38.339	15.138
8	14:50:01.302	52.921		37.951	14.970
9	14:50:58.521	57.219	+4.298	40.332	16.887
10	14:51:52.311	53.790	+0.869	38.752	15.038
11	14:52:45.364	53.053	+0.132	38.021	15.032
12	14:53:38.980	53.616	+0.695	38.512	15.104
13	14:54:32.099	53.119	+0.198	38.125	14.994
14	14:55:25.133	53.034	+0.113	38.019	15.015

(806) Moritz Fischer

1	14:43:45.546	1:01.101	+8.035	45.306	15.795
2	14:44:41.253	55.707	+2.641	40.526	15.181
3	14:45:35.428	54.175	+1.109	39.141	15.034
4	14:46:29.096	53.668	+0.602	38.660	15.008
5	14:47:24.007	54.911	+1.845	38.155	16.756
6	14:48:17.898	53.891	+0.825	38.844	15.047
7	14:49:11.006	53.108	+0.042	38.120	14.988
8	14:50:04.285	53.279	+0.213	38.038	15.241
9	14:50:58.463	54.178	+1.112	38.583	15.595
10	14:51:52.005	53.542	+0.476	38.673	14.869
11	14:52:45.071	53.066		38.095	14.971
12	14:53:38.623	53.552	+0.486	38.434	15.118
13	14:54:32.027	53.404	+0.338	38.347	15.057
14	14:55:25.395	53.368	+0.302	38.427	14.941

(876) Cemil Bayyati

1	14:43:42.820	58.841	+5.656	43.335	15.506
2	14:44:39.508	56.688	+3.503	41.244	15.444
3	14:45:33.703	54.195	+1.010	39.071	15.124
4	14:46:28.369	54.666	+1.481	39.436	15.230
5	14:47:22.869	54.500	+1.315	39.285	15.215
6	14:48:16.068	53.199	+0.014	38.180	15.019
7	14:49:09.253	53.185		38.081	15.104
8	14:50:03.016	53.763	+0.578	38.630	15.133
9	14:50:58.406	55.390	+2.205	39.711	15.679
10	14:51:51.948	53.542	+0.357	38.413	15.129
11	14:52:45.785	53.837	+0.652	38.732	15.105
12	14:53:40.185	54.400	+1.215	39.136	15.264
13	14:54:33.628	53.443	+0.258	38.198	15.245
14	14:55:26.869	53.241	+0.056	38.073	15.168


(890) Leonard Hocker

1	14:43:47.111	1:02.161	+9.096	45.654	16.507
2	14:44:42.474	55.363	+2.298	40.229	15.134
3	14:45:36.594	54.120	+1.055	39.029	15.091
4	14:46:30.308	53.714	+0.649	38.593	15.121
5	14:47:24.000	53.692	+0.627	38.482	15.210
6	14:48:17.421	53.421	+0.356	38.315	15.106
7	14:49:10.745	53.324	+0.259	37.908	15.416
8	14:50:03.810	53.065		38.009	15.056
9	14:50:58.032	54.222	+1.157	38.651	15.571
10	14:51:51.465	53.433	+0.368	38.388	15.045
11	14:52:44.945	53.480	+0.415	38.378	15.102
12	14:53:40.798	55.853	+2.788	40.714	15.139
13	14:54:35.200	54.402	+1.337	39.203	15.199
14	14:55:28.451	53.251	+0.186	38.165	15.086

(821) Manuel Wagner

1	14:43:45.332	1:00.815	+7.432	44.993	15.822
2	14:44:40.700	55.368	+1.985	40.159	15.209

Orbits



INT. ADAC Kartrennen Mülsen

X30 SENIOR

Arena E Mülsen 1,315 Km

Final

21.04.2024 14:40

Race (14 Laps) started at 14:42:43

Lap	Time of Day	Lap Tm	Diff	S1 Tm	S2 Tm	Lap	Time of Day	Lap Tm	Diff	S1 Tm	S2 Tm
3	14:45:35.371	54.671	+1.288	39.498	15.173	12	14:53:45.502	53.986	+0.573	38.776	15.210
4	14:46:30.656	55.285	+1.902	39.777	15.508	13	14:54:38.923	53.421	+0.008	38.291	15.130
5	14:47:25.552	54.896	+1.513	39.773	15.123	14	14:55:32.336	53.413		38.254	15.159
6	14:48:19.924	54.372	+0.989	39.231	15.141	(811) Karl Schmiederer					
7	14:49:14.245	54.321	+0.938	38.989	15.332	1	14:43:48.515	1:03.202	+9.587	47.547	15.655
8	14:50:08.350	54.105	+0.722	38.959	15.146	2	14:44:45.034	56.519	+2.904	40.924	15.595
9	14:51:01.733	53.383		38.243	15.140	3	14:45:39.978	54.944	+1.329	39.387	15.557
10	14:51:55.255	53.522	+0.139	38.323	15.199	4	14:46:33.955	53.977	+0.362	38.746	15.231
11	14:52:48.781	53.526	+0.143	38.357	15.169	5	14:47:27.963	54.008	+0.393	38.712	15.296
12	14:53:42.248	53.467	+0.084	38.292	15.175	6	14:48:21.698	53.735	+0.120	38.448	15.287
13	14:54:35.752	53.504	+0.121	38.094	15.410	7	14:49:15.478	53.780	+0.165	38.590	15.190
14	14:55:29.966	54.214	+0.831	38.690	15.524	8	14:50:09.248	53.770	+0.155	38.495	15.275
(891) Luka Koullen						9	14:51:03.265	54.017	+0.402	38.668	15.349
1	14:43:46.932	1:01.449	+8.128	45.295	16.154	10	14:51:58.333	55.068	+1.453	39.782	15.286
2	14:44:41.756	54.824	+1.503	39.610	15.214	11	14:52:51.948	53.615		38.462	15.153
3	14:45:35.762	54.006	+0.685	38.890	15.116	12	14:53:45.897	53.949	+0.334	38.677	15.272
4	14:46:30.277	54.515	+1.194	39.196	15.319	13	14:54:39.548	53.651	+0.036	38.407	15.244
5	14:47:25.274	54.997	+1.676	39.830	15.167	14	14:55:33.213	53.665	+0.050	38.328	15.337
6	14:48:19.622	54.348	+1.027	39.155	15.193	(885) Carl Luthardt					
7	14:49:13.763	54.141	+0.820	38.925	15.216	1	14:43:48.683	1:04.552	+11.887	48.934	15.618
8	14:50:07.697	53.934	+0.613	38.631	15.303	2	14:44:47.019	58.336	+5.671	42.924	15.412
9	14:51:01.599	53.902	+0.581	38.515	15.387	3	14:45:41.537	54.518	+1.853	39.449	15.069
10	14:51:55.590	53.991	+0.670	38.756	15.235	4	14:46:35.423	53.886	+1.221	38.514	15.372
11	14:52:49.086	53.496	+0.175	38.286	15.210	5	14:47:30.268	54.845	+2.180	39.498	15.347
12	14:53:42.639	53.553	+0.232	38.441	15.112	6	14:48:25.420	55.152	+2.487	40.020	15.132
13	14:54:35.960	53.321		38.126	15.195	7	14:49:18.558	53.138	+0.473	37.889	15.249
14	14:55:30.011	54.051	+0.730	38.304	15.747	8	14:50:11.567	53.009	+0.344	37.909	15.100
(802) Nando Weixelbaumer						9	14:51:05.066	53.499	+0.834	37.898	15.601
1	14:43:41.836	58.073	+4.915	42.701	15.372	10	14:51:58.979	53.913	+1.248	38.838	15.075
2	14:44:37.153	55.317	+2.159	39.849	15.468	11	14:52:52.028	53.049	+0.384	38.054	14.995
3	14:45:31.448	54.295	+1.137	38.991	15.304	12	14:53:44.816	52.788	+0.123	37.848	14.940
4	14:46:24.812	53.364	+0.206	38.256	15.108	13	14:54:37.779	52.963	+0.298	37.852	15.111
5	14:47:18.417	53.605	+0.447	38.568	15.037	14	14:55:30.444	52.665		37.669	14.996
6	14:48:11.575	53.158		38.170	14.988	(980) Benno Drelok					
7	14:49:05.454	53.879	+0.721	38.884	14.995	1	14:43:47.037	1:01.847	+8.159	45.888	15.959
8	14:50:00.432	54.978	+1.820	40.011	14.967	2	14:44:41.988	54.951	+1.263	39.782	15.169
9	14:50:58.745	58.313	+5.155	42.793	15.520	3	14:45:36.206	54.218	+0.530	38.947	15.271
10	14:51:52.792	54.047	+0.889	38.879	15.168	4	14:46:31.812	55.606	+1.918	40.271	15.335
11	14:52:46.374	53.582	+0.424	38.432	15.150	5	14:47:25.988	54.176	+0.488	38.955	15.221
12	14:53:40.854	54.480	+1.322	39.431	15.049	6	14:48:20.034	54.046	+0.358	38.934	15.112
13	14:54:36.143	55.289	+2.131	39.360	15.929	7	14:49:14.222	54.188	+0.500	38.674	15.514
14	14:55:30.215	54.072	+0.914	38.684	15.388	8	14:50:08.283	54.061	+0.373	38.812	15.249
(829) Lutz Ohsenbrink						9	14:51:04.497	56.214	+2.526	40.832	15.382
1	14:43:45.459	1:01.190	+8.192	45.153	16.037	10	14:51:59.502	55.005	+1.317	39.294	15.711
2	14:44:42.247	56.788	+3.790	41.524	15.264	11	14:52:54.118	54.616	+0.928	39.519	15.097
3	14:45:36.279	54.032	+1.034	39.019	15.013	12	14:53:47.806	53.688		38.523	15.165
4	14:46:31.152	54.873	+1.875	39.698	15.175	13	14:54:41.593	53.787	+0.099	38.545	15.242
5	14:47:25.327	54.175	+1.177	39.094	15.081	14	14:55:36.047	54.454	+0.766	39.009	15.445
6	14:48:19.677	54.350	+1.352	39.219	15.131	(820) Felix Maurer					
7	14:49:13.195	53.518	+0.520	38.277	15.241	1	14:43:48.021	1:03.165	+10.288	47.375	15.790
8	14:50:06.638	53.443	+0.445	38.177	15.266	2	14:44:46.755	58.734	+5.857	43.406	15.328
9	14:50:59.679	53.041	+0.043	37.965	15.076	3	14:45:41.237	54.482	+1.605	39.372	15.110
10	14:51:52.847	53.168	+0.170	38.098	15.070	4	14:46:35.259	54.022	+1.145	38.706	15.316
11	14:52:45.845	52.998		38.016	14.982	5	14:47:30.210	54.951	+2.074	39.406	15.545
12	14:53:39.662	53.817	+0.819	38.697	15.120	6	14:48:23.698	53.488	+0.611	38.364	15.124
13	14:54:32.763	53.101	+0.103	37.998	15.103	7	14:49:16.990	53.292	+0.415	38.275	15.017
14	14:55:25.766	53.003	+0.005	37.991	15.012	8	14:50:09.919	52.929	+0.052	38.021	14.908
(808) Eric Wess						9	14:51:03.748	53.829	+0.952	38.824	15.005
1	14:43:47.278	1:01.600	+8.187	45.682	15.918	10	14:51:57.922	54.174	+1.297	39.095	15.079
2	14:44:44.002	56.724	+3.311	41.350	15.374	11	14:52:51.238	53.316	+0.439	38.233	15.083
3	14:45:38.948	54.946	+1.533	39.394	15.552	12	14:53:44.635	53.397	+0.520	38.318	15.079
4	14:46:32.926	53.978	+0.565	38.716	15.262	13	14:54:38.260	53.625	+0.748	38.580	15.045
5	14:47:26.813	53.887	+0.474	38.605	15.282	14	14:55:31.137	52.877		37.847	15.030
6	14:48:20.438	53.625	+0.212	38.372	15.253	(845) Jan Waibel					
7	14:49:14.422	53.984	+0.571	38.640	15.344	1	14:43:47.440	1:01.668	+7.891	45.721	15.947
8	14:50:08.504	54.082	+0.669	38.907	15.175	2	14:44:43.814	56.374	+2.597	40.870	15.504
9	14:51:03.536	55.032	+1.619	39.783	15.249	3	14:45:39.006	55.192	+1.415	39.488	15.704
10	14:51:57.729	54.193	+0.780	38.869	15.324	4	14:46:33.427	54.421	+0.644	39.117	15.304
11	14:52:51.516	53.787	+0.374	38.656	15.131						



INT. ADAC Kartrennen Mülsen

X30 SENIOR

Arena E Mülsen 1,315 Km

Final

21.04.2024 14:40

Race (14 Laps) started at 14:42:43

Lap	Time of Day	Lap Tm	Diff	S1 Tm	S2 Tm	Lap	Time of Day	Lap Tm	Diff	S1 Tm	S2 Tm
5	14:47:27.346	53.919	+0.142	38.655	15.264	14	14:55:38.923	53.954	+0.480	38.488	15.466
6	14:48:21.319	53.973	+0.196	38.661	15.312	(899) Luke Neubauer					
7	14:49:15.271	53.952	+0.175	38.586	15.366	1	14:43:47.198	1:01.809	+7.555	45.865	15.944
8	14:50:09.467	54.196	+0.419	38.994	15.202	2	14:44:44.901	57.703	+3.449	42.066	15.637
9	14:51:04.862	55.395	+1.618	39.723	15.672	3	14:45:40.126	55.225	+0.971	39.923	15.302
10	14:51:59.526	54.664	+0.887	39.328	15.336	4	14:46:34.598	54.472	+0.218	39.150	15.322
11	14:52:53.746	54.220	+0.443	39.041	15.179	5	14:47:30.152	55.554	+1.300	39.980	15.574
12	14:53:47.523	53.777		38.570	15.207	6	14:48:25.895	55.743	+1.489	40.507	15.236
13	14:54:41.535	54.012	+0.235	38.651	15.361	7	14:49:20.756	54.861	+0.607	39.517	15.344
14	14:55:36.155	54.620	+0.843	39.233	15.387	8	14:50:17.171	56.415	+2.161	40.800	15.615
(818) Matthy Vandebroek						9	14:51:11.425	54.254		38.986	15.268
1	14:43:48.211	1:02.706	+9.166	46.181	16.525	10	14:52:06.980	55.555	+1.301	39.994	15.561
2	14:44:46.110	57.899	+4.359	42.492	15.407	11	14:53:01.602	54.622	+0.368	39.206	15.416
3	14:45:40.377	54.267	+0.727	38.995	15.272	12	14:53:56.217	54.615	+0.361	39.237	15.378
4	14:46:34.709	54.332	+0.792	39.086	15.246	13	14:54:51.127	54.910	+0.656	39.447	15.463
5	14:47:29.209	54.500	+0.960	39.282	15.218	14	14:55:45.684	54.557	+0.303	39.106	15.451
6	14:48:22.749	53.540		38.338	15.202	(835) Jarno Wiese					
7	14:49:16.345	53.596	+0.056	38.374	15.222	1	14:43:47.943	1:03.273	+10.285	47.304	15.969
8	14:50:09.898	53.553	+0.013	38.454	15.099	2	14:44:46.697	58.754	+5.766	43.338	15.416
9	14:51:04.639	54.741	+1.201	39.340	15.401	3	14:45:42.254	55.557	+2.569	40.443	15.114
10	14:52:00.144	55.505	+1.965	40.166	15.339	4	14:46:35.870	53.616	+0.628	38.578	15.038
11	14:52:54.394	54.250	+0.710	39.075	15.175	5	14:47:31.074	55.204	+2.216	40.205	14.999
12	14:53:48.049	53.655	+0.115	38.545	15.110	6	14:48:26.535	55.461	+2.473	40.346	15.115
13	14:54:41.780	53.731	+0.191	38.542	15.189	7	14:49:21.012	54.477	+1.489	39.382	15.095
14	14:55:36.338	54.558	+1.018	39.292	15.266	8	14:50:15.909	54.897	+1.909	39.676	15.221
(853) Devin Leon Ucar						9	14:51:09.149	53.240	+0.252	38.206	15.034
1	14:43:49.409	1:04.670	+10.960	48.557	16.113	10	14:52:02.257	53.108	+0.120	37.982	15.126
2	14:44:48.110	58.701	+4.991	42.946	15.755	11	14:52:55.245	52.988		37.970	15.018
3	14:45:43.041	54.931	+1.221	39.603	15.328	12	14:53:48.341	53.096	+0.108	38.105	14.991
4	14:46:37.269	54.228	+0.518	38.993	15.235	13	14:54:42.388	54.047	+1.059	38.350	15.697
5	14:47:31.381	54.112	+0.402	38.894	15.218	(844) Kevin Wagner					
6	14:48:26.305	54.924	+1.214	39.736	15.188	1	14:43:49.848	1:05.221	+12.080	49.331	15.890
7	14:49:21.961	55.656	+1.946	40.297	15.359	2	14:44:47.289	57.441	+4.300	42.077	15.364
8	14:50:16.191	54.230	+0.520	39.083	15.147	3	14:45:41.967	54.678	+1.537	39.446	15.232
9	14:51:10.744	54.553	+0.843	39.349	15.204	4	14:46:35.750	53.783	+0.642	38.694	15.089
10	14:52:04.508	53.764	+0.054	38.516	15.248	5	14:47:30.593	54.843	+1.702	39.550	15.293
11	14:52:58.398	53.890	+0.180	38.627	15.263	6	14:48:25.179	54.586	+1.445	39.456	15.130
12	14:53:52.108	53.710		38.498	15.212	7	14:49:18.724	53.545	+0.404	38.459	15.086
13	14:54:46.033	53.925	+0.215	38.645	15.280	8	14:50:12.070	53.346	+0.205	38.233	15.113
14	14:55:40.073	54.040	+0.330	38.612	15.428	9	14:51:05.211	53.141		38.122	15.019
(888) Louis Schütze						10	14:51:59.614	54.403	+1.262	39.320	15.083
1	14:43:49.356	1:04.151	+10.805	48.251	15.900	11	14:52:53.203	53.589	+0.448	38.545	15.044
2	14:44:46.255	56.899	+3.553	41.579	15.320	12	14:53:46.672	53.469	+0.328	38.350	15.119
3	14:45:40.826	54.571	+1.225	39.261	15.310	(895) Phil Colin Strenge					
4	14:46:35.253	54.427	+1.081	38.996	15.431	1	14:43:40.110	56.559	+3.539	41.178	15.381
5	14:47:30.395	55.142	+1.796	39.920	15.222	2	14:44:36.225	56.115	+3.095	39.889	16.226
6	14:48:28.289	57.894	+4.548	42.345	15.549	3	14:45:30.449	54.224	+1.204	39.127	15.097
7	14:49:22.214	53.925	+0.579	38.615	15.310	4	14:46:24.082	53.633	+0.613	38.604	15.029
8	14:50:16.986	54.772	+1.426	39.436	15.336	5	14:47:17.795	53.713	+0.693	38.771	14.942
9	14:51:10.530	53.544	+0.198	38.342	15.202	6	14:48:10.844	53.049	+0.029	38.015	15.034
10	14:52:04.061	53.531	+0.185	38.298	15.233	7	14:49:03.864	53.020		37.806	15.214
11	14:52:57.561	53.500	+0.154	38.219	15.281	8	14:49:59.872	56.008	+2.988	40.824	15.184
12	14:53:51.034	53.473	+0.127	38.242	15.231	9	14:50:55.924	56.052	+3.032	40.363	15.689
13	14:54:44.380	53.346		38.176	15.170	10	14:51:51.111	55.187	+2.167	39.793	15.394
14	14:55:37.761	53.381	+0.035	38.197	15.184	(816) Elias Schorneck					
1	14:43:49.744	1:05.360	+11.886	49.328	16.032	1	14:43:49.744	1:05.360	+11.886	49.328	16.032
2	14:44:47.658	57.914	+4.440	42.299	15.615	2	14:44:47.658	57.914	+4.440	42.299	15.615
3	14:45:42.729	55.071	+1.597	39.772	15.299	3	14:45:42.729	55.071	+1.597	39.772	15.299
4	14:46:36.940	54.211	+0.737	38.903	15.308	4	14:46:36.940	54.211	+0.737	38.903	15.308
5	14:47:30.869	53.929	+0.455	38.810	15.119	5	14:47:30.869	53.929	+0.455	38.810	15.119
6	14:48:26.185	55.316	+1.842	39.924	15.392	6	14:48:26.185	55.316	+1.842	39.924	15.392
7	14:49:20.958	54.773	+1.299	39.504	15.269	7	14:49:20.958	54.773	+1.299	39.504	15.269
8	14:50:15.852	54.894	+1.420	39.549	15.345	8	14:50:15.852	54.894	+1.420	39.549	15.345
9	14:51:10.039	54.187	+0.713	38.790	15.397	9	14:51:10.039	54.187	+0.713	38.790	15.397
10	14:52:03.889	53.850	+0.376	38.429	15.421	10	14:52:03.889	53.850	+0.376	38.429	15.421
11	14:52:57.878	53.989	+0.515	38.698	15.291	11	14:52:57.878	53.989	+0.515	38.698	15.291
12	14:53:51.352	53.474		38.243	15.231	12	14:53:51.352	53.474		38.243	15.231
13	14:54:44.969	53.617	+0.143	38.331	15.286	13	14:54:44.969	53.617	+0.143	38.331	15.286



INT. ADAC Kartrennen Mülsen

Lapchart

X30 SENIOR

Arena E Mülsen 1,315 Km

Final

21.04.2024 14:40

Race (14 Laps) started at 14:42:43

Competitors	Laps														
	0	1	2	3	4	5	6	7	8	9	10	11	12	13	14
Kevin Lantinga (903)	1	903	903	903	903	903	903	903	903	903	903	903	903	903	903
Elia Weiss (822)	2	822	822	822	822	823	823	823	823	823	884	884	884	884	884
Davin Singer (884)	3	884	895	823	836	822	884	884	884	884	823	823	823	823	823
Phil Colin Strenge (895)	4	895	884	836	823	884	822	822	822	836	812	812	836	836	836
Daniel Brozovic (902)	5	902	823	884	884	836	836	836	836	812	836	836	812	812	812
Max Ohsenbrink (836)	6	836	836	895	895	895	895	895	812	822	887	887	887	887	833
Jason Bralic (823)	7	823	833	833	802	802	812	812	895	833	833	833	833	833	887
Nando Weixelbaumer (802)	8	802	902	802	833	812	802	887	887	887	810	810	810	810	902
Jannik Remmert (833)	9	833	802	812	812	833	887	802	830	902	822	902	902	810	887
Daniel Guinchar (810)	10	810	812	902	887	887	833	830	833	830	902	822	822	830	830
Marc Gerstenkorn (864)	11	864	876	887	830	830	830	833	802	895	895	809	830	822	864
Rocco Curcio (812)	12	812	887	830	810	810	810	810	810	809	830	809	864	822	864
Cemil Bayyati (876)	13	876	830	810	809	809	809	902	902	809	864	864	864	809	855
Max Hezel (830)	14	830	810	809	902	902	902	809	809	802	830	855	855	855	809
Torben Gröndahl (887)	15	887	877	876	876	877	877	877	864	864	855	895	890	806	806
Niklas Hirsch (877)	16	877	809	877	877	876	864	864	877	877	890	890	806	877	806
Carl Luthardt (885)	17	885	864	864	855	855	855	855	855	855	876	876	877	829	829
Luis Esser (809)	18	809	855	855	864	864	876	876	876	876	806	806	876	876	876
Matti Klasen (855)	19	855	821	821	821	806	890	890	890	890	877	877	829	890	890
Lutz Ohsenbrink (829)	20	829	829	806	806	891	806	806	806	806	802	802	802	802	821
Elias Schorneck (816)	21	816	806	891	891	890	891	891	829	829	829	829	821	821	891
Moritz Fischer (806)	22	806	891	980	980	821	829	829	891	891	891	821	891	891	802
Manuel Wagner (821)	23	821	980	829	829	829	821	821	980	980	821	891	820	820	885
Kevin Wagner (844)	24	844	890	890	890	980	980	980	821	821	811	808	808	885	820
Jarno Wiese (835)	25	835	899	845	808	808	808	808	808	808	808	820	811	808	808
Devin Leon Ucar (853)	26	853	808	808	845	845	845	845	845	811	820	811	885	811	811
Felix Maurer (820)	27	820	845	899	811	811	811	811	811	845	980	885	844	844	845
Leonard Hocker (890)	28	890	835	811	899	899	818	818	818	818	818	980	845	845	980
Benno Drelok (980)	29	980	820	818	818	818	899	820	820	820	845	845	980	980	818
Louis Schütze (888)	30	888	818	888	888	888	820	844	885	885	885	844	818	818	835
Karl Schmiederer (811)	31	811	811	835	820	820	885	885	844	844	844	818	835	835	888
Luke Neubauer (899)	32	899	885	820	885	885	888	899	899	816	835	835	888	888	816
Luka Koullen (891)	33	891	888	885	844	844	844	816	816	835	816	816	816	816	853
Matthy Vandebroek (818)	34	818	853	844	835	835	816	853	835	853	888	888	853	853	899
Eric Wess (808)	35	808	816	816	816	816	835	835	853	888	853	853	899	899	
Jan Waibel (845)	36	845	844	853	853	853	853	888	888	899	899	899			



X30 SENIOR

Final Revision 2

Track length: 1.315 Km
Race Started: 14:42:43
Best Lap by: 902 - Daniel Brozovic - 52.577


Rank	#	Driver	Nat	Sponsor Entrant	Nat	License E-License	Make	laps	T. Time Diff	Best Lap	Penalty	Points
1	0	903 Kevin Lantinga	NLD	J.K. Lantinga	NLD	ITE42585 IEL30038	Croc/IAME/Komet	14	12:27.805	52.754		0
2	0	884 Davin Singer	DEU	ADAC Südbaden e.V. CV Performance Group	DEU	ITE 23384 BIF38321	KR/IAME/Komet	14	12:29.680 1.875	52.641		51
3	6	823 Jason Bralic	NLD	SIM-ON	DEU	ITG46957 KBF39246	Kosmic/IAME/Komet	14	12:30.285 2.480	52.692		44
4	0	836 Max Ohsenbrink	DEU	KSL Racing Team	DEU	ITE18670 KBF1304585	Alonso/IAME/Komet	14	12:32.847 5.042	52.845		38
5	5	812 Rocco Curcio	DEU	Valier Motorsport	DEU	ITE29607 KBF15727	Energy/IAME/Komet	14	12:33.007 5.202	52.755		34
6	0	833 Jannik Remmert	DEU	VDB Kart Racing	DEU	ITE19994 KBF10478	Tony Kart/IAME/Komet	14	12:36.169 8.364	52.922		30
7	6	810 Daniel Guinchard	GBR	SFR Motorsport	GBR	ITC-C292117 IBL368379	Birel Art/IAME/Vega	14	12:37.274 9.469	52.822		26
8	-1	902 Daniel Brozovic	DEU	TR Motorsport	DEU	ITE 42036 KBF23400	OTK/IAME/Komet	14	12:37.281 9.476	52.577		0
9	8	887 Torben Gröndahl	DEU	MSC Groß Dölln e.V. im ADAC CV Performance Group	DEU	ITC-C14120 BIF38321	KR/IAME/Komet	14	12:38.026 10.221	52.690		22
10	2	830 Max Hezel	DEU	ADAC Hessen-Thüringen e.V. CV Performance Group	DEU	ITF38265 BIF38321	KR/IAME/Komet	14	12:40.133 12.328	52.774		18
11	-8	822 Elia Weiss	DEU	DSK e.V. Ja zum Motorsport SIM-ON	DEU	ITG38504 KBF39246	Kosmic/IAME/Komet	14	12:41.124 13.319	52.921		14
12	7	809 Luis Esser	DEU	RMW Motorsport	DEU	ITE 11661 KBF39010	OTK/IAME/Komet	14	12:41.466 13.661	52.958		10
13	-13	855 Matti Klasen	DEU	DSK e.V. Ja zum Motorsport RMW Motorsport	DEU	ITE13782 BIC39010	Tony Kart/IAME/Komet	14	12:41.713 13.908	53.193		8
14	0	877 Niklas Hirsch	DEU	MSC-Langenfeld e. V. im ADAC SIM-ON	DEU	ITF39320 KBF39246	Kosmic/IAME/Komet	14	12:41.786 13.981	52.921		6
15	7	806 Moritz Fischer	DEU	ADAC Pfalz e.V. DUTT MOTORSP. by FENSTER.COM	LUX	NKA26409 IBLK867	Tony Kart/IAME/Komet	14	12:42.048 14.243	53.066		4
16	-1	876 Cemil Bayyati	DEU	Dörr Motorsport	DEU	ITG15366 BIF38420	KR/IAME/Komet	14	12:43.522 15.717	53.185		2
17	11	890 Leonard Hocker	DEU	RS-Motorsport	DEU	NKA22440 KBF40372	CRG/IAME/Komet	14	12:45.104 17.299	53.065		1
18	-18	864 Marc Gerstenkorn	CHE	Kartshop Ampfing	DEU	ITF375 BIF25142	Drago Corse/IAME/Komet	14	12:46.423 18.618	52.685	+ 5 sec	0
19	5	821 Manuel Wagner	DEU	RS-Motorsport	DEU	ITE 39259 BIF40372	CRG/IAME/Komet	14	12:46.619 18.814	53.383		0
20	16	891 Luka Koullen	NLD	PCH Racing	DEU	NKA50483 BIF39956	LN/IAME/Komet	14	12:46.664 18.859	53.321		0
21	-3	829 Lutz Ohsenbrink	DEU	KSL Racing Team	DEU	ITE40759 KBF1304585	Alonso/IAME/Komet	14	12:47.419 19.614	52.998	+ 5 sec	0
22	13	808 Eric Wess	DEU	Kartshop Ampfing	DEU	NKA38485 KBF25142	Drago Corse/IAME/Komet	14	12:48.989 21.184	53.413		0
23	9	811 Karl Schmiederer	DEU	RS-Motorsport	DEU	ITE39775 KBF40372	CRG/IAME/Komet	14	12:49.866 22.061	53.615		0
24	-13	802 Nando Weixelbaumer	AUT	TB Racing Team	DEU	ITEJK2078 KBF38262	KR/IAME/Komet	14	12:51.868 24.063	53.158	+ 5 sec	0
25	-9	885 Carl Luthardt	DEU	TB Racing Team	DEU	ITE 37029 KBF38262	KR/IAME/Komet	14	12:52.097 24.292	52.665	+ 5 sec	0
26	3	980 Benno Drelok	DEU	Rocco Drelok	DEU	NKA10580 BEK1204567	Tony Kart/IAME/Komet	14	12:52.700 24.895	53.688		0
27	0	820 Felix Maurer	DEU	DUTT MOTORSPORT by FENSTER.com	LUX	NKA41244 IBLK867	Tony Kart/IAME/Komet	14	12:52.790 24.985	52.877	+ 5 sec	0
28	6	845 Jan Waibel	DEU	ADAC Mittelrhein e.V. VDB Kart Racing	DEU	NKA12495 KBF10478	Tony Kart/IAME/Komet	14	12:52.808 25.003	53.777		0
29	4	818 Matthy Vandebroek	DEU	VDB Kart Racing	DEU	ITE 11491 KBF10478	Tony Kart/IAME/Komet	14	12:52.991 25.186	53.540		0
30	-5	853 Devin Leon Ucar	DEU	ADAC Pfalz e.V. Ebert Motorsport	DEU	ITF40418 KBF38528	Tony Kart /IAME/Komet	14	12:56.726 28.921	53.710		0
31	-1	888 Louis Schütze	DEU	RF Racing	DEU	ITE 17941 KBF41358	KR/IAME/Komet	14	12:59.414 31.609	53.346	+ 5 sec	0
32	-12	816 Elias Schorneck	DEU	VDB Kart Racing	DEU	ITE40538 KBF10478	Tony Kart/IAME/Komet	14	13:00.576 32.771	53.474	+ 5 sec	0
33	-2	899 Luke Neubauer	DEU	AT Motorsport	DEU	NKA16390 KBF38996	OTK/IAME/Komet	14	13:02.337 34.532	54.254		0
34	-8	835 Jarno Wiese	DEU	VDB Kart Racing	DEU	ITE 40767 KBF10478	OTK/IAME/Komet	13	11:59.041 1 Lap	52.988		0
35	-12	844 Kevin Wagner	DEU	MSC-Langenfeld e. V. im ADAC Valier Motorsport	DEU	ITE 11828 KBF39300	Energy/IAME/Komet	12	11:08.325 2 Laps	53.141	+ 5 sec	0
36	-31	895 Phil Colin Streng	DEU	ADAC Württemberg e.V. Ebert Motorsport	DEU	ITE42785 EL38528	LN/IAME/Komet	10	9:07.764 4 Laps	53.020		0

Announcements

844,829,820,885,816,888 + 5 sec front fairing
864,802 + 5 sec Overtaking under yellow flag

Timekeeper
M.Riehmers

Race Director
H.Seidel



INT. ADAC Kartrennen Mülsen

X30 SENIOR

Arena E Mülsen 1,315 Km

Final Revision 2

21.04.2024 14:40

Race (14 Laps) started at 14:42:43

Lap	Time of Day	Lap Tm	Diff	S1 Tm	S2 Tm
(903) Kevin Lantinga					
1	14:43:38.429	55.082	+2.328	39.797	15.285
2	14:44:32.378	53.949	+1.195	38.724	15.225
3	14:45:25.913	53.535	+0.781	38.471	15.064
4	14:46:19.226	53.313	+0.559	38.200	15.113
5	14:47:12.270	53.044	+0.290	37.983	15.061
6	14:48:05.154	52.884	+0.130	37.827	15.057
7	14:48:58.268	53.114	+0.360	38.037	15.077
8	14:49:51.151	52.883	+0.129	37.817	15.066
9	14:50:43.905	52.754		37.792	14.962
10	14:51:36.713	52.808	+0.054	37.676	15.132
11	14:52:29.747	53.034	+0.280	37.869	15.165
12	14:53:23.255	53.508	+0.754	38.215	15.293
13	14:54:17.094	53.839	+1.085	38.631	15.208
14	14:55:11.152	54.058	+1.304	38.759	15.299

(884) Davin Singer					
1	14:43:40.189	56.656	+4.015	41.386	15.270
2	14:44:36.105	55.916	+3.275	40.675	15.241
3	14:45:29.876	53.771	+1.130	38.740	15.031
4	14:46:23.673	53.797	+1.156	38.838	14.959
5	14:47:17.172	53.499	+0.858	38.395	15.104
6	14:48:10.086	52.914	+0.273	37.781	15.133
7	14:49:02.791	52.705	+0.064	37.654	15.051
8	14:49:55.432	52.641		37.617	15.024
9	14:50:48.386	52.954	+0.313	37.834	15.120
10	14:51:41.171	52.785	+0.144	37.658	15.127
11	14:52:33.988	52.817	+0.176	37.786	15.031
12	14:53:26.954	52.966	+0.325	37.875	15.091
13	14:54:19.969	53.015	+0.374	37.824	15.191
14	14:55:13.027	53.058	+0.417	37.865	15.193

(823) Jason Bralic					
1	14:43:40.748	57.062	+4.370	41.697	15.365
2	14:44:35.400	54.652	+1.960	39.366	15.286
3	14:45:29.677	54.277	+1.585	39.310	14.967
4	14:46:23.172	53.495	+0.803	38.433	15.062
5	14:47:16.230	53.058	+0.366	38.025	15.033
6	14:48:09.029	52.799	+0.107	37.719	15.080
7	14:49:01.887	52.858	+0.166	37.814	15.044
8	14:49:54.579	52.692		37.729	14.963
9	14:50:48.941	54.362	+1.670	39.370	14.992
10	14:51:41.800	52.859	+0.167	37.874	14.985
11	14:52:34.641	52.841	+0.149	37.869	14.972
12	14:53:27.636	52.995	+0.303	37.943	15.052
13	14:54:20.600	52.964	+0.272	37.818	15.146
14	14:55:13.632	53.032	+0.340	38.004	15.028

(836) Max Ohsenbrink					
1	14:43:40.995	57.383	+4.538	41.930	15.453
2	14:44:35.458	54.463	+1.618	39.242	15.221
3	14:45:29.619	54.161	+1.316	38.994	15.167
4	14:46:23.767	54.148	+1.303	39.244	14.904
5	14:47:17.545	53.778	+0.933	38.862	14.916
6	14:48:10.544	52.999	+0.154	38.045	14.954
7	14:49:03.543	52.999	+0.154	37.936	15.063
8	14:49:57.481	53.938	+1.093	38.757	15.181
9	14:50:50.809	53.328	+0.483	38.275	15.053
10	14:51:43.916	53.107	+0.262	38.103	15.004
11	14:52:36.761	52.845		37.800	15.045
12	14:53:29.953	53.192	+0.347	37.982	15.210
13	14:54:23.020	53.067	+0.222	37.924	15.143
14	14:55:16.194	53.174	+0.329	38.030	15.144

(812) Rocco Curcio					
1	14:43:42.058	58.143	+5.388	42.947	15.196
2	14:44:37.600	55.542	+2.787	39.881	15.661
3	14:45:31.677	54.077	+1.322	39.023	15.054
4	14:46:24.910	53.233	+0.478	38.302	14.931
5	14:47:18.112	53.202	+0.447	38.254	14.948
6	14:48:11.036	52.924	+0.169	37.918	15.006
7	14:49:03.791	52.755		37.749	15.006

Lap	Time of Day	Lap Tm	Diff	S1 Tm	S2 Tm
8	14:49:57.673	53.882	+1.127	38.806	15.076
9	14:50:50.755	53.082	+0.327	37.886	15.196
10	14:51:43.769	53.014	+0.259	37.890	15.124
11	14:52:37.156	53.387	+0.632	38.390	14.997
12	14:53:30.176	53.020	+0.265	37.958	15.062
13	14:54:23.303	53.127	+0.372	38.095	15.032
14	14:55:16.354	53.051	+0.296	38.025	15.026

(833) Jannik Remmert					
1	14:43:41.157	57.338	+4.416	41.486	15.852
2	14:44:37.096	55.939	+3.017	40.387	15.552
3	14:45:31.576	54.480	+1.558	39.323	15.157
4	14:46:25.382	53.806	+0.884	38.689	15.117
5	14:47:19.003	53.621	+0.699	38.559	15.062
6	14:48:12.081	53.078	+0.156	38.076	15.002
7	14:49:05.294	53.213	+0.291	38.171	15.042
8	14:49:58.855	53.561	+0.639	38.383	15.178
9	14:50:53.456	54.601	+1.679	39.512	15.089
10	14:51:46.642	53.186	+0.264	38.058	15.128
11	14:52:39.564	52.922		37.857	15.065
12	14:53:32.820	53.256	+0.334	38.039	15.217
13	14:54:26.146	53.326	+0.404	38.103	15.223
14	14:55:19.516	53.370	+0.448	38.171	15.199

(810) Daniel Guinchard					
1	14:43:43.438	59.604	+6.782	44.270	15.334
2	14:44:38.646	55.208	+2.386	40.014	15.194
3	14:45:33.157	54.511	+1.689	39.369	15.142
4	14:46:26.244	53.087	+0.265	38.109	14.978
5	14:47:19.279	53.035	+0.213	38.099	14.936
6	14:48:12.332	53.053	+0.231	38.038	15.015
7	14:49:05.510	53.178	+0.356	38.226	14.952
8	14:49:59.952	54.442	+1.620	39.441	15.001
9	14:50:53.847	53.895	+1.073	38.842	15.053
10	14:51:46.947	53.100	+0.278	38.042	15.058
11	14:52:39.769	52.822		37.839	14.983
12	14:53:33.572	53.803	+0.981	38.276	15.527
13	14:54:26.919	53.347	+0.525	38.190	15.157
14	14:55:20.621	53.702	+0.880	38.398	15.304

(902) Daniel Brozovic					
1	14:43:41.403	57.794	+5.217	42.585	15.209
2	14:44:37.652	56.249	+3.672	40.683	15.566
3	14:45:33.502	55.850	+3.273	40.835	15.015
4	14:46:26.936	53.434	+0.857	38.420	15.014
5	14:47:19.845	52.909	+0.332	38.070	14.839
6	14:48:12.457	52.612	+0.035	37.677	14.935
7	14:49:05.581	53.124	+0.547	38.223	14.901
8	14:49:59.290	53.709	+1.132	38.687	15.022
9	14:50:54.433	55.143	+2.566	40.155	14.988
10	14:51:48.240	53.807	+1.230	38.686	15.121
11	14:52:41.034	52.794	+0.217	37.828	14.966
12	14:53:33.611	52.577		37.719	14.858
13	14:54:26.560	52.949	+0.372	37.946	15.003
14	14:55:20.628	54.068	+1.491	38.945	15.123

(887) Torben Gröndahl					
1	14:43:43.016	58.965	+6.275	43.733	15.232
2	14:44:37.815	54.799	+2.109	39.219	15.580
3	14:45:31.906	54.091	+1.401	39.077	15.014
4	14:46:25.558	53.652	+0.962	38.668	14.984
5	14:47:18.604	53.046	+0.356	38.104	14.942
6	14:48:11.294	52.690		37.742	14.948
7	14:49:03.986	52.692	+0.002	37.793	14.899
8	14:49:59.168	55.182	+2.492	40.138	15.044
9	14:50:53.016	53.848	+1.158	38.741	15.107
10	14:51:46.292	53.276	+0.586	38.178	15.098
11	14:52:39.379	53.087	+0.397	37.997	15.090
12	14:53:32.598	53.219	+0.529	38.054	15.165
13	14:54:26.348	53.750	+1.060	38.694	15.056
14	14:55:21.373	55.025	+2.335	39.749	15.276

(830) Max Hezel					
------------------------	--	--	--	--	--



INT. ADAC Kartrennen Mülsen

X30 SENIOR

Arena E Mülsen 1,315 Km

Final Revision 2

21.04.2024 14:40

Race (14 Laps) started at 14:42:43

Lap	Time of Day	Lap Tm	Diff	S1 Tm	S2 Tm
1	14:43:43.319	59.336	+6.562	43.974	15.362
2	14:44:38.392	55.073	+2.299	39.852	15.221
3	14:45:32.545	54.153	+1.379	39.043	15.110
4	14:46:25.801	53.256	+0.482	38.230	15.026
5	14:47:19.123	53.322	+0.548	38.349	14.973
6	14:48:11.897	52.774		37.738	15.036
7	14:49:04.683	52.786	+0.012	37.764	15.022
8	14:49:59.662	54.979	+2.205	39.761	15.218
9	14:50:56.567	56.905	+4.131	41.416	15.489
10	14:51:50.100	53.533	+0.759	38.507	15.026
11	14:52:43.184	53.084	+0.310	38.028	15.056
12	14:53:36.244	53.060	+0.286	37.869	15.191
13	14:54:29.524	53.280	+0.506	38.122	15.158
14	14:55:23.480	53.956	+1.182	38.631	15.325

(822) Elia Weiss

1	14:43:39.979	56.570	+3.649	41.055	15.515
2	14:44:35.073	55.094	+2.173	39.791	15.303
3	14:45:29.561	54.488	+1.567	39.252	15.236
4	14:46:23.584	54.023	+1.102	39.052	14.971
5	14:47:17.422	53.838	+0.917	38.852	14.986
6	14:48:10.343	52.921		37.938	14.983
7	14:49:03.398	53.055	+0.134	38.055	15.000
8	14:49:58.788	55.390	+2.469	40.156	15.234
9	14:50:54.256	55.468	+2.547	40.482	14.986
10	14:51:49.343	55.087	+2.166	39.707	15.380
11	14:52:43.091	53.748	+0.827	38.574	15.174
12	14:53:36.370	53.279	+0.358	38.193	15.086
13	14:54:29.854	53.484	+0.563	38.507	14.977
14	14:55:24.471	54.617	+1.696	39.307	15.310

(809) Luis Esser

1	14:43:44.141	59.996	+7.038	44.605	15.391
2	14:44:38.980	54.839	+1.881	39.710	15.129
3	14:45:33.423	54.443	+1.485	39.406	15.037
4	14:46:26.824	53.401	+0.443	38.410	14.991
5	14:47:19.782	52.958		38.056	14.902
6	14:48:13.122	53.340	+0.382	38.254	15.086
7	14:49:06.197	53.075	+0.117	38.108	14.967
8	14:50:00.354	54.157	+1.199	39.061	15.096
9	14:50:55.989	55.635	+2.677	40.225	15.410
10	14:51:49.949	53.960	+1.002	38.827	15.133
11	14:52:43.362	53.413	+0.455	38.399	15.014
12	14:53:37.115	53.753	+0.795	38.706	15.047
13	14:54:31.109	53.994	+1.036	38.857	15.137
14	14:55:24.813	53.704	+0.746	38.601	15.103

(855) Matti Klasen

1	14:43:45.006	1:00.759	+7.566	44.944	15.815
2	14:44:40.392	55.386	+2.193	40.285	15.101
3	14:45:34.551	54.159	+0.966	39.011	15.148
4	14:46:28.410	53.859	+0.666	38.743	15.116
5	14:47:22.720	54.310	+1.117	38.457	15.853
6	14:48:15.967	53.247	+0.054	38.079	15.168
7	14:49:09.160	53.193		38.022	15.171
8	14:50:02.819	53.659	+0.466	38.505	15.154
9	14:50:56.726	53.907	+0.714	38.764	15.143
10	14:51:50.462	53.736	+0.543	38.807	14.929
11	14:52:43.919	53.457	+0.264	38.493	14.964
12	14:53:37.459	53.540	+0.347	38.375	15.165
13	14:54:31.072	53.613	+0.420	38.282	15.331
14	14:55:25.060	53.988	+0.795	38.905	15.083

(877) Niklas Hirsch

1	14:43:43.867	59.805	+6.884	44.457	15.348
2	14:44:40.042	56.175	+3.254	40.742	15.433
3	14:45:33.845	53.803	+0.882	38.744	15.059
4	14:46:28.175	54.330	+1.409	39.118	15.212
5	14:47:21.592	53.417	+0.496	38.277	15.140
6	14:48:14.904	53.312	+0.391	38.151	15.161
7	14:49:08.381	53.477	+0.556	38.339	15.138
8	14:50:01.302	52.921		37.951	14.970
9	14:50:58.521	57.219	+4.298	40.332	16.887

Lap	Time of Day	Lap Tm	Diff	S1 Tm	S2 Tm
10	14:51:52.311	53.790	+0.869	38.752	15.038
11	14:52:45.364	53.053	+0.132	38.021	15.032
12	14:53:38.980	53.616	+0.695	38.512	15.104
13	14:54:32.099	53.119	+0.198	38.125	14.994
14	14:55:25.133	53.034	+0.113	38.019	15.015

(806) Moritz Fischer

1	14:43:45.546	1:01.101	+8.035	45.306	15.795
2	14:44:41.253	55.707	+2.641	40.526	15.181
3	14:45:35.428	54.175	+1.109	39.141	15.034
4	14:46:29.096	53.668	+0.602	38.660	15.008
5	14:47:24.007	54.911	+1.845	38.155	16.756
6	14:48:17.898	53.891	+0.825	38.844	15.047
7	14:49:11.006	53.108	+0.424	38.120	14.988
8	14:50:04.285	53.279	+0.213	38.038	15.241
9	14:50:58.463	54.178	+1.112	38.583	15.595
10	14:51:52.005	53.542	+0.476	38.673	14.869
11	14:52:45.071	53.066		38.095	14.971
12	14:53:38.623	53.552	+0.486	38.434	15.118
13	14:54:32.027	53.404	+0.338	38.347	15.057
14	14:55:25.395	53.368	+0.302	38.427	14.941

(876) Cemil Bayyati

1	14:43:42.820	58.841	+5.656	43.335	15.506
2	14:44:39.508	56.688	+3.503	41.244	15.444
3	14:45:33.703	54.195	+1.010	39.071	15.124
4	14:46:28.369	54.666	+1.481	39.436	15.230
5	14:47:22.869	54.500	+1.315	39.285	15.215
6	14:48:16.068	53.199	+0.014	38.180	15.019
7	14:49:09.253	53.185		38.081	15.104
8	14:50:03.016	53.763	+0.578	38.630	15.133
9	14:50:58.406	55.390	+2.205	39.711	15.679
10	14:51:51.948	53.542	+0.357	38.413	15.129
11	14:52:45.785	53.837	+0.652	38.732	15.105
12	14:53:40.185	54.400	+1.215	39.136	15.264
13	14:54:33.628	53.443	+0.258	38.198	15.245
14	14:55:26.869	53.241	+0.056	38.073	15.168

(890) Leonard Hocker

1	14:43:47.111	1:02.161	+9.096	45.654	16.507
2	14:44:42.474	55.363	+2.298	40.229	15.134
3	14:45:36.594	54.120	+1.055	39.029	15.091
4	14:46:30.308	53.714	+0.649	38.593	15.121
5	14:47:24.000	53.692	+0.627	38.482	15.210
6	14:48:17.421	53.421	+0.356	38.315	15.106
7	14:49:10.745	53.324	+0.259	37.908	15.416
8	14:50:03.810	53.065		38.009	15.056
9	14:50:58.032	54.222	+1.157	38.651	15.571
10	14:51:51.465	53.433	+0.368	38.388	15.045
11	14:52:44.945	53.480	+0.415	38.378	15.102
12	14:53:40.798	55.853	+2.788	40.714	15.139
13	14:54:35.200	54.402	+1.337	39.203	15.199
14	14:55:28.451	53.251	+0.186	38.165	15.086

(864) Marc Gerstenkorn

1	14:43:44.937	1:01.066	+8.381	45.230	15.836
2	14:44:40.325	55.388	+2.703	40.147	15.241
3	14:45:35.079	54.754	+2.069	39.545	15.209
4	14:46:28.616	53.537	+0.852	38.458	15.079
5	14:47:22.272	53.656	+0.971	38.386	15.270
6	14:48:15.354	53.082	+0.397	37.978	15.104
7	14:49:08.039	52.685		37.673	15.012
8	14:50:01.014	52.975	+0.290	37.962	15.013
9	14:50:56.279	55.265	+2.580	40.033	15.232
10	14:51:50.344	54.065	+1.380	39.007	15.058
11	14:52:43.849	53.505	+0.820	38.393	15.112
12	14:53:36.864	53.015	+0.330	37.876	15.139
13	14:54:29.630	52.766	+0.081	37.769	14.997
14	14:55:24.770	55.140	+2.455	39.769	15.371

(821) Manuel Wagner

1	14:43:45.332	1:00.815	+7.432	44.993	15.822
2	14:44:40.700	55.368	+1.985	40.159	15.209

Orbits



INT. ADAC Kartrennen Mülsen

X30 SENIOR

Arena E Mülsen 1,315 Km

Final Revision 2

21.04.2024 14:40

Race (14 Laps) started at 14:42:43

Lap	Time of Day	Lap Tm	Diff	S1 Tm	S2 Tm	Lap	Time of Day	Lap Tm	Diff	S1 Tm	S2 Tm
(89) Luka Koullen											
1	14:43:46.932	1:01.449	+8.128	45.295	16.154	12	14:53:45.897	53.949	+0.334	38.677	15.272
2	14:44:41.756	54.824	+1.503	39.610	15.214	13	14:54:39.548	53.651	+0.036	38.407	15.244
3	14:45:35.762	54.006	+0.685	38.890	15.116	14	14:55:33.213	53.665	+0.050	38.328	15.337
4	14:46:30.277	54.515	+1.194	39.196	15.319	(802) Nando Weixelbaumer					
5	14:47:25.274	54.997	+1.676	39.830	15.167	1	14:43:41.836	58.073	+4.915	42.701	15.372
6	14:48:19.622	54.348	+1.027	39.155	15.193	2	14:44:37.153	55.317	+2.159	39.849	15.468
7	14:49:13.763	54.141	+0.820	38.925	15.216	3	14:45:31.448	54.295	+1.137	38.991	15.304
8	14:50:07.697	53.934	+0.613	38.631	15.303	4	14:46:24.812	53.364	+0.206	38.256	15.108
9	14:51:01.599	53.902	+0.581	38.515	15.387	5	14:47:18.417	53.605	+0.447	38.568	15.037
10	14:51:55.590	53.991	+0.670	38.756	15.235	6	14:48:11.575	53.158		38.170	14.988
11	14:52:49.086	53.496	+0.175	38.286	15.210	7	14:49:05.454	53.879	+0.721	38.884	14.995
12	14:53:42.639	53.553	+0.232	38.441	15.112	8	14:50:00.432	54.978	+1.820	40.011	14.967
13	14:54:35.960	53.321		38.126	15.195	9	14:50:58.745	58.313	+5.155	42.793	15.520
14	14:55:30.011	54.051	+0.730	38.304	15.747	10	14:51:52.792	54.047	+0.889	38.879	15.168
(885) Carl Luthardt											
1	14:43:46.932	1:01.449	+8.128	45.295	16.154	11	14:52:46.374	53.582	+0.424	38.432	15.150
2	14:44:42.247	56.788	+3.790	41.524	15.264	12	14:53:40.854	54.480	+1.322	39.431	15.049
3	14:45:36.279	54.032	+1.034	39.019	15.013	13	14:54:36.143	55.289	+2.131	39.360	15.929
4	14:46:31.152	54.873	+1.875	39.698	15.175	14	14:55:30.215	54.072	+0.914	38.684	15.388
5	14:47:25.327	54.175	+1.177	39.094	15.081	(885) Carl Luthardt					
6	14:48:19.677	54.350	+1.352	39.219	15.131	1	14:43:48.683	1:04.552	+11.887	48.934	15.618
7	14:49:13.195	53.518	+0.520	38.277	15.241	2	14:44:47.019	58.336	+5.671	42.924	15.412
8	14:50:06.638	53.443	+0.445	38.177	15.266	3	14:45:41.537	54.518	+1.853	39.449	15.069
9	14:50:59.679	53.041	+0.043	37.965	15.076	4	14:46:35.423	53.886	+1.221	38.514	15.372
10	14:51:52.847	53.168	+0.170	38.098	15.070	5	14:47:30.268	54.845	+2.180	39.498	15.347
11	14:52:45.845	52.998		38.016	14.982	6	14:48:25.420	55.152	+2.487	40.020	15.132
12	14:53:39.662	53.817	+0.819	38.697	15.120	7	14:49:18.558	53.138	+0.473	37.889	15.249
13	14:54:32.763	53.101	+0.103	37.998	15.103	8	14:50:11.567	53.009	+0.344	37.909	15.100
14	14:55:25.766	53.003	+0.005	37.991	15.012	9	14:51:05.066	53.499	+0.834	37.898	15.601
(829) Lutz Ohsenbrink											
1	14:43:45.459	1:01.190	+8.192	45.153	16.037	10	14:51:58.979	53.913	+1.248	38.838	15.075
2	14:44:42.247	56.788	+3.790	41.524	15.264	11	14:52:52.028	53.049	+0.384	38.054	14.995
3	14:45:36.279	54.032	+1.034	39.019	15.013	12	14:53:44.816	52.788	+0.123	37.848	14.940
4	14:46:31.152	54.873	+1.875	39.698	15.175	13	14:54:37.779	52.963	+0.298	37.852	15.111
5	14:47:25.327	54.175	+1.177	39.094	15.081	14	14:55:30.444	52.665		37.669	14.996
6	14:48:19.677	54.350	+1.352	39.219	15.131	(980) Benno Drelok					
7	14:49:13.195	53.518	+0.520	38.277	15.241	1	14:43:47.037	1:01.847	+8.159	45.888	15.959
8	14:50:06.638	53.443	+0.445	38.177	15.266	2	14:44:41.988	54.951	+1.263	39.782	15.169
9	14:50:59.679	53.041	+0.043	37.965	15.076	3	14:45:36.206	54.218	+0.530	38.947	15.271
10	14:51:52.847	53.168	+0.170	38.098	15.070	4	14:46:31.812	55.606	+1.918	40.271	15.335
11	14:52:45.845	52.998		38.016	14.982	5	14:47:25.988	54.176	+0.488	38.955	15.221
12	14:53:39.662	53.817	+0.819	38.697	15.120	6	14:48:20.034	54.046	+0.358	38.934	15.112
13	14:54:32.763	53.101	+0.103	37.998	15.103	7	14:49:14.222	54.188	+0.500	38.674	15.514
14	14:55:25.766	53.003	+0.005	37.991	15.012	8	14:50:08.283	54.061	+0.373	38.812	15.249
(808) Eric Wess											
1	14:43:47.278	1:01.600	+8.187	45.682	15.918	9	14:51:04.497	56.214	+2.526	40.832	15.382
2	14:44:44.002	56.724	+3.311	41.350	15.374	10	14:51:59.502	55.005	+1.317	39.294	15.711
3	14:45:38.948	54.946	+1.533	39.394	15.552	11	14:52:54.118	54.616	+0.928	39.519	15.097
4	14:46:32.926	53.978	+0.565	38.716	15.262	12	14:53:47.806	53.688		38.523	15.165
5	14:47:26.813	53.887	+0.474	38.605	15.282	13	14:54:41.593	53.787	+0.099	38.545	15.242
6	14:48:20.438	53.625	+0.212	38.372	15.253	14	14:55:36.047	54.454	+0.766	39.009	15.445
7	14:49:14.422	53.984	+0.571	38.640	15.344	(820) Felix Maurer					
8	14:50:08.504	54.082	+0.669	38.907	15.175	1	14:43:48.021	1:03.165	+10.288	47.375	15.790
9	14:51:03.536	55.032	+1.619	39.783	15.249	2	14:44:46.755	58.734	+5.857	43.406	15.328
10	14:51:57.729	54.193	+0.780	38.869	15.324	3	14:45:41.237	54.482	+1.605	39.372	15.110
11	14:52:51.516	53.787	+0.374	38.656	15.131	4	14:46:35.259	54.022	+1.145	38.706	15.316
12	14:53:45.502	53.986	+0.573	38.776	15.210	5	14:47:30.210	54.951	+2.074	39.406	15.545
13	14:54:38.923	53.421	+0.008	38.291	15.130	6	14:48:23.698	53.488	+0.611	38.364	15.124
14	14:55:32.336	53.413		38.254	15.159	7	14:49:16.990	53.292	+0.415	38.275	15.017
(811) Karl Schmiederer											
1	14:43:48.515	1:03.202	+9.587	47.547	15.655	8	14:50:09.919	52.929	+0.052	38.021	14.908
2	14:44:45.034	56.519	+2.904	40.924	15.595	9	14:51:03.748	53.829	+0.952	38.824	15.005
3	14:45:39.978	54.944	+1.329	39.387	15.557	10	14:51:57.922	54.174	+1.297	39.095	15.079
4	14:46:33.955	53.977	+0.362	38.746	15.231	11	14:52:51.238	53.316	+0.439	38.233	15.083
5	14:47:27.963	54.008	+0.393	38.712	15.296	12	14:53:44.635	53.397	+0.520	38.318	15.079
6	14:48:21.698	53.735	+0.120	38.448	15.287	13	14:54:38.260	53.625	+0.748	38.580	15.045
7	14:49:15.478	53.780	+0.165	38.590	15.190	14	14:55:31.137	52.877		37.847	15.030
8	14:50:09.248	53.770	+0.155	38.495	15.275	(845) Jan Waibel					
9	14:51:03.265	54.017	+0.402	38.668	15.349	1	14:43:47.440	1:01.668	+7.891	45.721	15.947
10	14:51:58.333	55.068	+1.453	39.782	15.286	2	14:44:43.814	56.374	+2.597	40.870	15.504
11	14:52:51.948	53.615		38.462	15.153	3	14:45:39.006	55.192	+1.415	39.488	15.704
						4	14:46:33.427	54.421	+0.644	39.117	15.304



INT. ADAC Kartrennen Mülsen

X30 SENIOR

Arena E Mülsen 1,315 Km

Final Revision 2

21.04.2024 14:40

Race (14 Laps) started at 14:42:43

Lap	Time of Day	Lap Tm	Diff	S1 Tm	S2 Tm
5	14:47:27.346	53.919	+0.142	38.655	15.264
6	14:48:21.319	53.973	+0.196	38.661	15.312
7	14:49:15.271	53.952	+0.175	38.586	15.366
8	14:50:09.467	54.196	+0.419	38.994	15.202
9	14:51:04.862	55.395	+1.618	39.723	15.672
10	14:51:59.526	54.664	+0.887	39.328	15.336
11	14:52:53.746	54.220	+0.443	39.041	15.179
12	14:53:47.523	53.777		38.570	15.207
13	14:54:41.535	54.012	+0.235	38.651	15.361
14	14:55:36.155	54.620	+0.843	39.233	15.387

(818) Matthy Vandebroek

Lap	Time of Day	Lap Tm	Diff	S1 Tm	S2 Tm
1	14:43:48.211	1:02.706	+9.166	46.181	16.525
2	14:44:46.110	57.899	+4.359	42.492	15.407
3	14:45:40.377	54.267	+0.727	38.995	15.272
4	14:46:34.709	54.332	+0.792	39.086	15.246
5	14:47:29.209	54.500	+0.960	39.282	15.218
6	14:48:22.749	53.540		38.338	15.202
7	14:49:16.345	53.596	+0.056	38.374	15.222
8	14:50:09.898	53.553	+0.013	38.454	15.099
9	14:51:04.639	54.741	+1.201	39.340	15.401
10	14:52:00.144	55.505	+1.965	40.166	15.339
11	14:52:54.394	54.250	+0.710	39.075	15.175
12	14:53:48.049	53.655	+0.115	38.545	15.110
13	14:54:41.780	53.731	+0.191	38.542	15.189
14	14:55:36.338	54.558	+1.018	39.292	15.266

(853) Devin Leon Ucar

Lap	Time of Day	Lap Tm	Diff	S1 Tm	S2 Tm
1	14:43:49.409	1:04.670	+10.960	48.557	16.113
2	14:44:48.110	58.701	+4.991	42.946	15.755
3	14:45:43.041	54.931	+1.221	39.603	15.328
4	14:46:37.269	54.228	+0.518	38.993	15.235
5	14:47:31.381	54.112	+0.402	38.894	15.218
6	14:48:26.305	54.924	+1.214	39.736	15.188
7	14:49:21.961	55.656	+1.946	40.297	15.359
8	14:50:16.191	54.230	+0.520	39.083	15.147
9	14:51:10.744	54.553	+0.843	39.349	15.204
10	14:52:04.508	53.764	+0.054	38.516	15.248
11	14:52:58.398	53.890	+0.180	38.627	15.263
12	14:53:52.108	53.710		38.498	15.212
13	14:54:46.033	53.925	+0.215	38.645	15.280
14	14:55:40.073	54.040	+0.330	38.612	15.428

(888) Louis Schütze

Lap	Time of Day	Lap Tm	Diff	S1 Tm	S2 Tm
1	14:43:49.356	1:04.151	+10.805	48.251	15.900
2	14:44:46.255	56.899	+3.553	41.579	15.320
3	14:45:40.826	54.571	+1.225	39.261	15.310
4	14:46:35.253	54.427	+1.081	38.996	15.431
5	14:47:30.395	55.142	+1.796	39.920	15.222
6	14:48:28.289	57.894	+4.548	42.345	15.549
7	14:49:22.214	53.925	+0.579	38.615	15.310
8	14:50:16.986	54.772	+1.426	39.436	15.336
9	14:51:10.530	53.544	+0.198	38.342	15.202
10	14:52:04.061	53.531	+0.185	38.298	15.233
11	14:52:57.561	53.500	+0.154	38.219	15.281
12	14:53:51.034	53.473	+0.127	38.242	15.231
13	14:54:44.380	53.346		38.176	15.170
14	14:55:37.761	53.381	+0.035	38.197	15.184

(816) Elias Schorneck

Lap	Time of Day	Lap Tm	Diff	S1 Tm	S2 Tm
1	14:43:49.744	1:05.360	+11.886	49.328	16.032
2	14:44:47.658	57.914	+4.440	42.299	15.615
3	14:45:42.729	55.071	+1.597	39.772	15.299
4	14:46:36.940	54.211	+0.737	38.903	15.308
5	14:47:30.869	53.929	+0.455	38.810	15.119
6	14:48:26.185	55.316	+1.842	39.924	15.392
7	14:49:20.958	54.773	+1.299	39.504	15.269
8	14:50:15.852	54.894	+1.420	39.549	15.345
9	14:51:10.039	54.187	+0.713	38.790	15.397
10	14:52:03.889	53.850	+0.376	38.429	15.421
11	14:52:57.878	53.989	+0.515	38.698	15.291
12	14:53:51.352	53.474		38.243	15.231
13	14:54:44.969	53.617	+0.143	38.331	15.286

Lap	Time of Day	Lap Tm	Diff	S1 Tm	S2 Tm
14	14:55:38.923	53.954	+0.480	38.488	15.466

(899) Luke Neubauer

Lap	Time of Day	Lap Tm	Diff	S1 Tm	S2 Tm
1	14:43:47.198	1:01.809	+7.555	45.865	15.944
2	14:44:44.901	57.703	+3.449	42.066	15.637
3	14:45:40.126	55.225	+0.971	39.923	15.302
4	14:46:34.598	54.472	+0.218	39.150	15.322
5	14:47:30.152	55.554	+1.300	39.980	15.574
6	14:48:25.895	55.743	+1.489	40.507	15.236
7	14:49:20.756	54.861	+0.607	39.517	15.344
8	14:50:17.171	56.415	+2.161	40.800	15.615
9	14:51:11.425	54.254		38.986	15.268
10	14:52:06.980	55.555	+1.301	39.994	15.561
11	14:53:01.602	54.622	+0.368	39.206	15.416
12	14:53:56.217	54.615	+0.361	39.237	15.378
13	14:54:51.127	54.910	+0.656	39.447	15.463
14	14:55:45.684	54.557	+0.303	39.106	15.451

(835) Jarno Wiese

Lap	Time of Day	Lap Tm	Diff	S1 Tm	S2 Tm
1	14:43:47.943	1:03.273	+10.285	47.304	15.969
2	14:44:46.697	58.754	+5.766	43.338	15.416
3	14:45:42.254	55.557	+2.569	40.443	15.114
4	14:46:35.870	53.616	+0.628	38.578	15.038
5	14:47:31.074	55.204	+2.216	40.205	14.999
6	14:48:26.535	55.461	+2.473	40.346	15.115
7	14:49:21.012	54.477	+1.489	39.382	15.095
8	14:50:15.909	54.897	+1.909	39.676	15.221
9	14:51:09.149	53.240	+0.252	38.206	15.034
10	14:52:02.257	53.108	+0.120	37.982	15.126
11	14:52:55.245	52.988		37.970	15.018
12	14:53:48.341	53.096	+0.108	38.105	14.991
13	14:54:42.388	54.047	+1.059	38.350	15.697

(844) Kevin Wagner

Lap	Time of Day	Lap Tm	Diff	S1 Tm	S2 Tm
1	14:43:49.848	1:05.221	+12.080	49.331	15.890
2	14:44:47.289	57.441	+4.300	42.077	15.364
3	14:45:41.967	54.678	+1.537	39.446	15.232
4	14:46:35.750	53.783	+0.642	38.694	15.089
5	14:47:30.593	54.843	+1.702	39.550	15.293
6	14:48:25.179	54.586	+1.445	39.456	15.130
7	14:49:18.724	53.545	+0.404	38.459	15.086
8	14:50:12.070	53.346	+0.205	38.233	15.113
9	14:51:05.211	53.141		38.122	15.019
10	14:51:59.614	54.403	+1.262	39.320	15.083
11	14:52:53.203	53.589	+0.448	38.545	15.044
12	14:53:46.672	53.469	+0.328	38.350	15.119

(895) Phil Colin Strenge

Lap	Time of Day	Lap Tm	Diff	S1 Tm	S2 Tm
1	14:43:40.110	56.559	+3.539	41.178	15.381
2	14:44:36.225	56.115	+3.095	39.889	16.226
3	14:45:30.449	54.224	+1.204	39.127	15.097
4	14:46:24.082	53.633	+0.613	38.604	15.029
5	14:47:17.795	53.713	+0.693	38.771	14.942
6	14:48:10.844	53.049	+0.029	38.015	15.034
7	14:49:03.864	53.020		37.806	15.214
8	14:49:59.872	56.008	+2.988	40.824	15.184
9	14:50:55.924	56.052	+3.032	40.363	15.689
10	14:51:51.111	55.187	+2.167	39.793	15.394

Orbits



INT. ADAC Kartrennen Mülsen

Lapchart

X30 SENIOR

Arena E Mülsen 1,315 Km

Final Revision 2

21.04.2024 14:40

Race (14 Laps) started at 14:42:43

Competitors	Laps														
	0	1	2	3	4	5	6	7	8	9	10	11	12	13	14
Kevin Lantinga (903)	1	903	903	903	903	903	903	903	903	903	903	903	903	903	903
Elia Weiss (822)	2	822	822	822	822	823	823	823	823	823	884	884	884	884	884
Davin Singer (884)	3	884	895	823	836	822	884	884	884	884	823	823	823	823	823
Phil Colin Streng (895)	4	895	884	836	823	884	822	822	822	836	812	812	836	836	836
Daniel Brozovic (902)	5	902	823	884	884	836	836	836	836	812	836	836	812	812	812
Max Ohsenbrink (836)	6	836	836	895	895	895	895	895	812	822	887	887	887	887	833
Jason Bralic (823)	7	823	833	833	802	802	812	812	895	833	833	833	833	833	887
Nando Weixelbaumer (802)	8	802	902	802	833	812	802	887	887	887	810	810	810	810	902
Jannik Remmert (833)	9	833	802	812	812	833	887	802	830	902	822	902	902	810	887
Daniel Guinchar (810)	10	810	812	902	887	887	833	830	833	830	902	822	822	830	830
Marc Gerstenkorn (864)	11	864	876	887	830	830	830	833	802	895	895	809	830	822	864
Rocco Curcio (812)	12	812	887	830	810	810	810	810	810	809	830	809	864	822	864
Cemil Bayyati (876)	13	876	830	810	809	809	809	902	902	809	864	864	864	809	855
Max Hezel (830)	14	830	810	809	902	902	902	809	809	802	830	855	855	855	809
Torben Gröndahl (887)	15	887	877	876	876	877	877	877	864	864	855	895	890	806	877
Niklas Hirsch (877)	16	877	809	877	877	876	864	864	877	877	890	890	806	877	877
Carl Luthardt (885)	17	885	864	864	855	855	855	855	855	876	876	877	829	829	829
Luis Esser (809)	18	809	855	855	864	864	876	876	876	876	806	806	876	876	876
Matti Klasen (855)	19	855	821	821	821	806	890	890	890	890	877	877	829	890	890
Lutz Ohsenbrink (829)	20	829	829	806	806	891	806	806	806	806	802	802	802	802	821
Elias Schorneck (816)	21	816	806	891	891	890	891	891	829	829	829	829	821	821	891
Moritz Fischer (806)	22	806	891	980	980	821	829	829	891	891	891	821	891	891	802
Manuel Wagner (821)	23	821	980	829	829	829	821	821	980	980	821	891	820	820	885
Kevin Wagner (844)	24	844	890	890	890	980	980	980	821	821	811	808	808	885	820
Jarno Wiese (835)	25	835	899	845	808	808	808	808	808	808	808	820	811	808	808
Devin Leon Ucar (853)	26	853	808	808	845	845	845	845	845	811	820	811	885	811	811
Felix Maurer (820)	27	820	845	899	811	811	811	811	811	845	980	885	844	844	845
Leonard Hocker (890)	28	890	835	811	899	899	818	818	818	818	818	980	845	845	980
Benno Drelok (980)	29	980	820	818	818	818	899	820	820	820	845	845	980	980	818
Louis Schütze (888)	30	888	818	888	888	888	820	844	885	885	885	844	818	818	835
Karl Schmiederer (811)	31	811	811	835	820	820	885	885	844	844	844	818	835	835	888
Luke Neubauer (899)	32	899	885	820	885	885	888	899	899	816	835	835	888	888	816
Luka Koullen (891)	33	891	888	885	844	844	844	816	816	835	816	816	816	816	853
Matthy Vandebroek (818)	34	818	853	844	835	835	816	853	835	853	888	888	853	853	899
Eric Wess (808)	35	808	816	816	816	816	835	835	853	888	853	853	899	899	
Jan Waibel (845)	36	845	844	853	853	853	853	888	888	899	899	899			

